



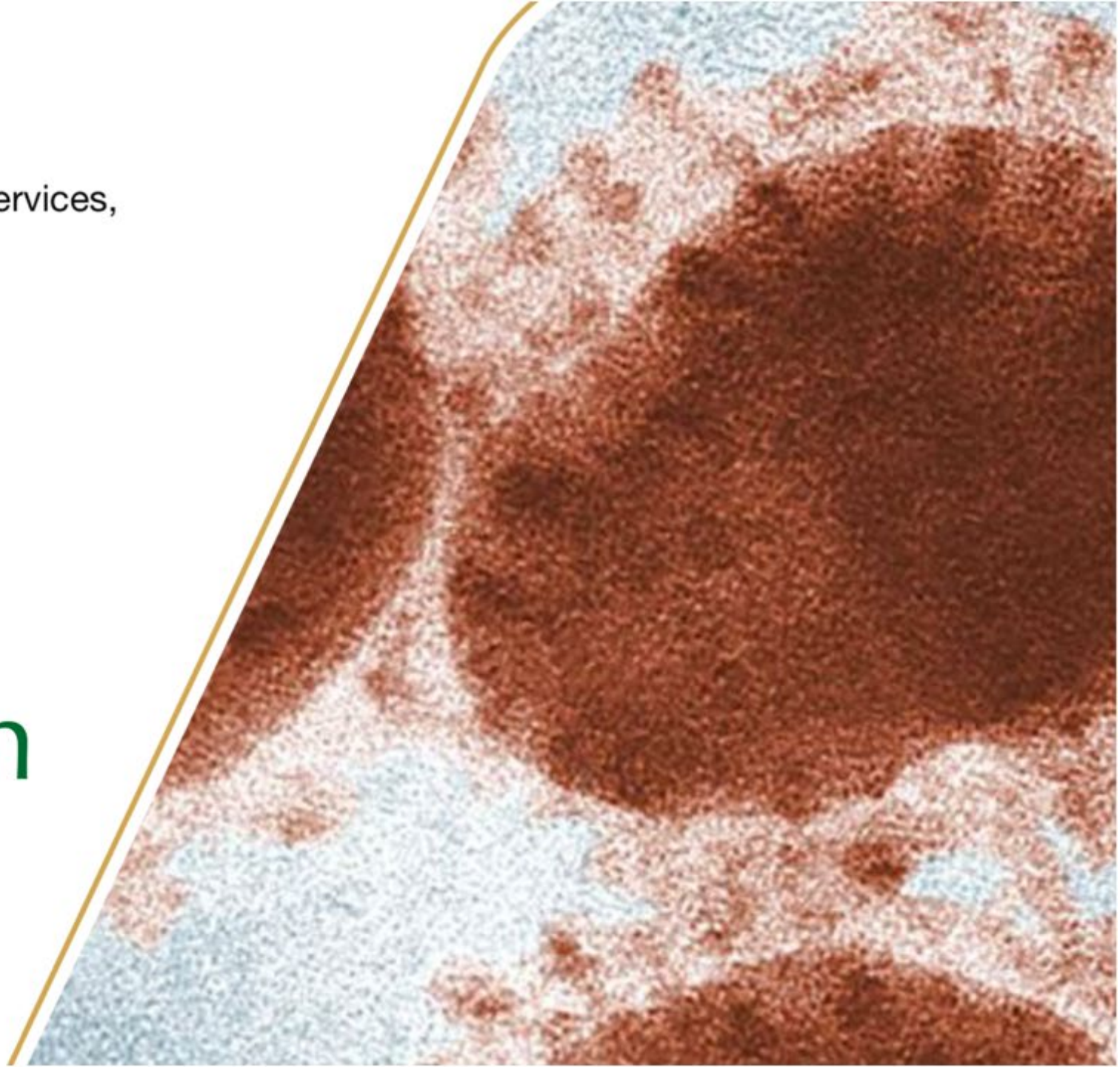
Government of Pakistan
Ministry of National Health Services,
Regulations & Coordination

COVID 19 Pandemic and Pakistan

Dr. Zafar Mirza

Special Assistant to Prime Minister on Health/
Minister of State

18th June 2020



Patients Statistics in Glance, 18th June 2020



Government of Pakistan
Ministry of National Health Services,
Regulations & Coordination

Province	Tests Conducted		Lab. Confirmed		Current Status of Active Patients							Deaths due to COVID-19		Deaths on Vent in last 24 hours
	Last 24 hours	Cumulative	Last 24 hours	Cumulative	In Quarantine	In Hospitals	Clinically Stable	Critical (On Oxygen) / Occupancy(%)	On LF OXY	On HF OXY	On Vent	Last 24 hours	Cumulative	
AJK	425	12,152	37 (09%)	740	256	167	148	19 (28%)	19	00	00	02	15	00
Balochistan	1,434	40,109	357 (25%)	8,794	5,586	64	16	48 (18%)	23	25	00	04	93	00
GB	204	11,783	49 (24%)	1,213	363	64	56	8 (07%)	0	08	00	01	18	01
Islamabad	4,347	91,205	395 (09%)	9,637	6,853	251	96	85 (33%)	69	16	70	04	94	01
KP	3,139	110,328	506 (16%)	19,613	12,625	1,096	563	436 (32%)	305	131	97	24	755	15
Punjab	11,739	386,992	1,899 (16%)	60,138	36,618	4,493	2,748	1,496 (30%)	825	671	249	53	1,202	40
Sindh	10,212	329,443	2,115 (21%)	59,983	27,824	1,550	899	557 (44%)	317	240	94	30	916	24
Total	31,500	982,012	5,358 (17%)	160,118	90,125	7,685	4,526	2,649 (32%)*	1,558	1,091	510	118	3,093	81

*Percentage with patients on oxygen represents 'occupancy among total No. of Beds with Oxygen Facility allocated for COVID Patients'

37 Off Vent deaths: 12 occurred at home, 16 not clinically indicated, 9 Died Suddenly

Suspected Pts: **963,643**

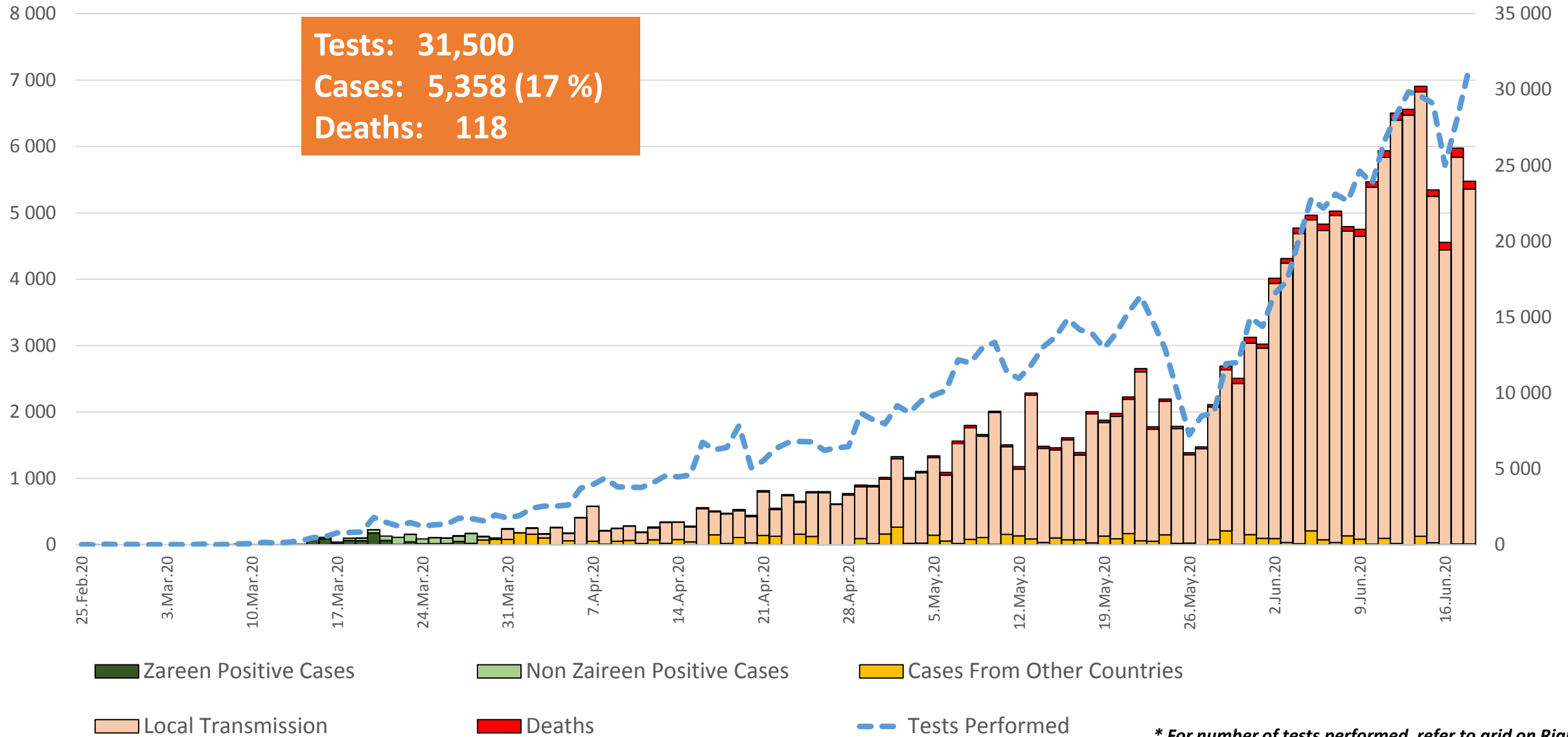
Recovered Cases: **59,215 (37%)**

Active Cases: **97,810**

COVID-19 Status in Pakistan: 25-Feb to 18-June 2020



Government of Pakistan
Ministry of National Health Services,
Regulations & Coordination



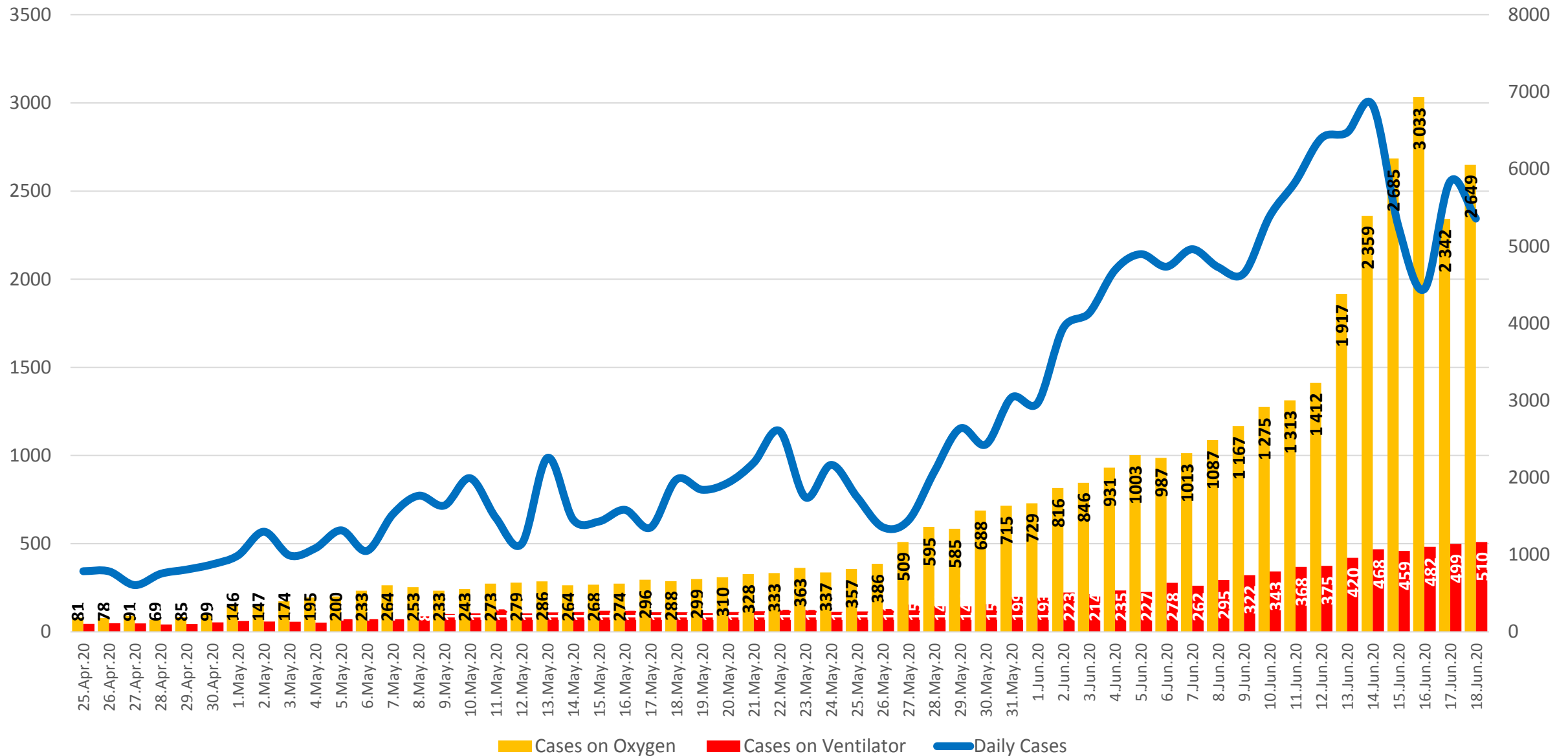
* For number of tests performed, refer to grid on Right

Trends of Daily new COVID Cases & Critical Patients

On Oxygen and On Ventilator



Government of Pakistan
Ministry of National Health Services,
Regulations & Coordination



4- PILLARS- ACTION MATRIX



Governance & Financing

- Unified decisions for National Effort
- National Commitment
- Clear Vision/Action Plan
- Authority to implement
- Resource mobilization

Prevention

- Proactive Measures
- Risk Forecasting
- Social Distancing
- Ensure Safety of the population
- Minimize the Impact

Suppression

- Early Detection/Tracking
- Testing
- Isolating
- Quarantining
- Lockdowns
- Strengthening Health Systems

Communication

- Avoid Panic
- Spread awareness
- Realtime Information Sharing
- Transparency
- Community Trust



1. Coordination:

- NCC (Chaired by PM)
- NCOG
- Ministries, UN, Pr Task Forces

2. Advisories:

- SOPs / Guidelines (37 till date)

3. Initiatives & Interventions:

- EOC creation
- Helpline
- TTQ strategy
- PoE screening
- Epid modelling
- Digital Portals

4. Capacity Building:

- ICU Management of Patients – Training of Doctors
- Frontline workers on PPEs

5. Disease Modelling and Forecasting

6. Operational & Financial Support:

- International Funding (WB-\$193M, ADB- \$170M)
- GoP's Funds
- Provincial Funds

7. Diagnostics: (88 Labs with capacity of 33K/Day)

- NIH diagnostic facility
- Provincial Reference Labs
- Private Labs
- Drive through Lab

8. Risk Communication

- Prevention (Public service messages)
- Mitigation (Call centre, RCCE, videos, animations)
- Promoting Social Distancing
- PM's Tiger Force
- We Care Campaign - HCW

COVID-19 Cases and Death Projections by different Modellers by Early JUNE

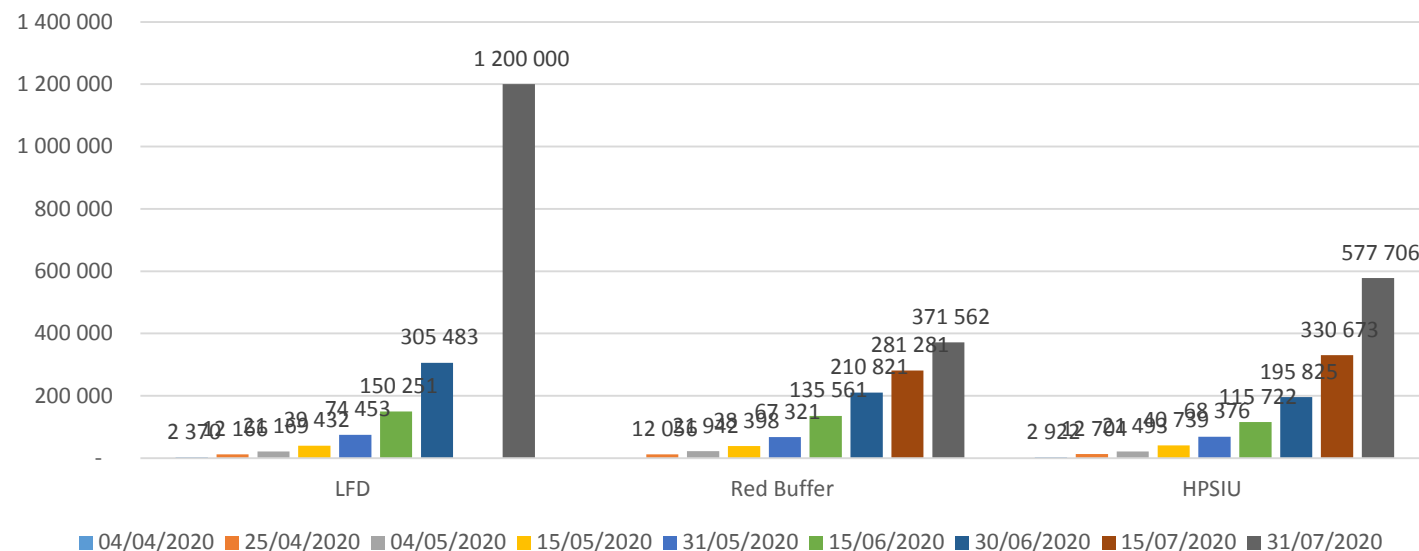


Government of Pakistan
Ministry of National Health Services,
Regulations & Coordination

COVID-19 CASE PROJECTIONS

Date	LFD	Red Buffer	HPSIU	Actual
04/04/2020	2,370		2,922	2,880
25/04/2020	12,166	12,056	12,704	12,723
04/05/2020	21,169	21,942	21,493	21,501
15/05/2020	39,432	38,398	40,739	39,005
31/05/2020	74,453	67,321	68,376	72,460
15/06/2020	150,251	135,561	115,722	
30/06/2020	305,483	210,821	195,825	
15/07/2020		281,281	330,673	
31/07/2020	1,200,000	371,562	577,706	

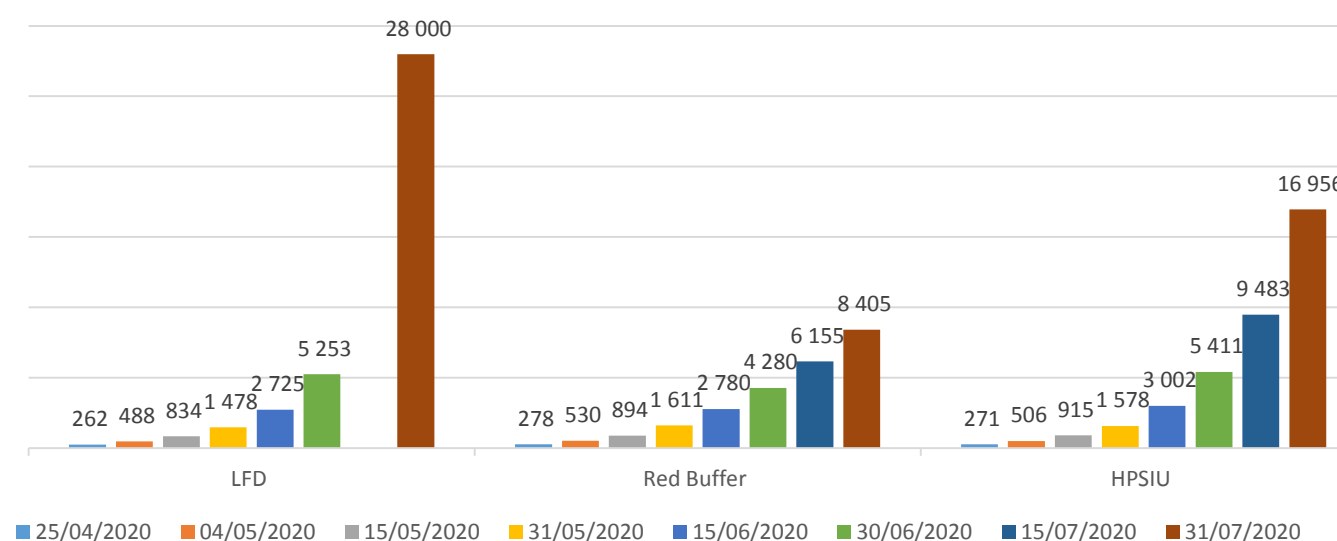
COVID-19 CASE PROJECTIONS BY 3 MODELLERS



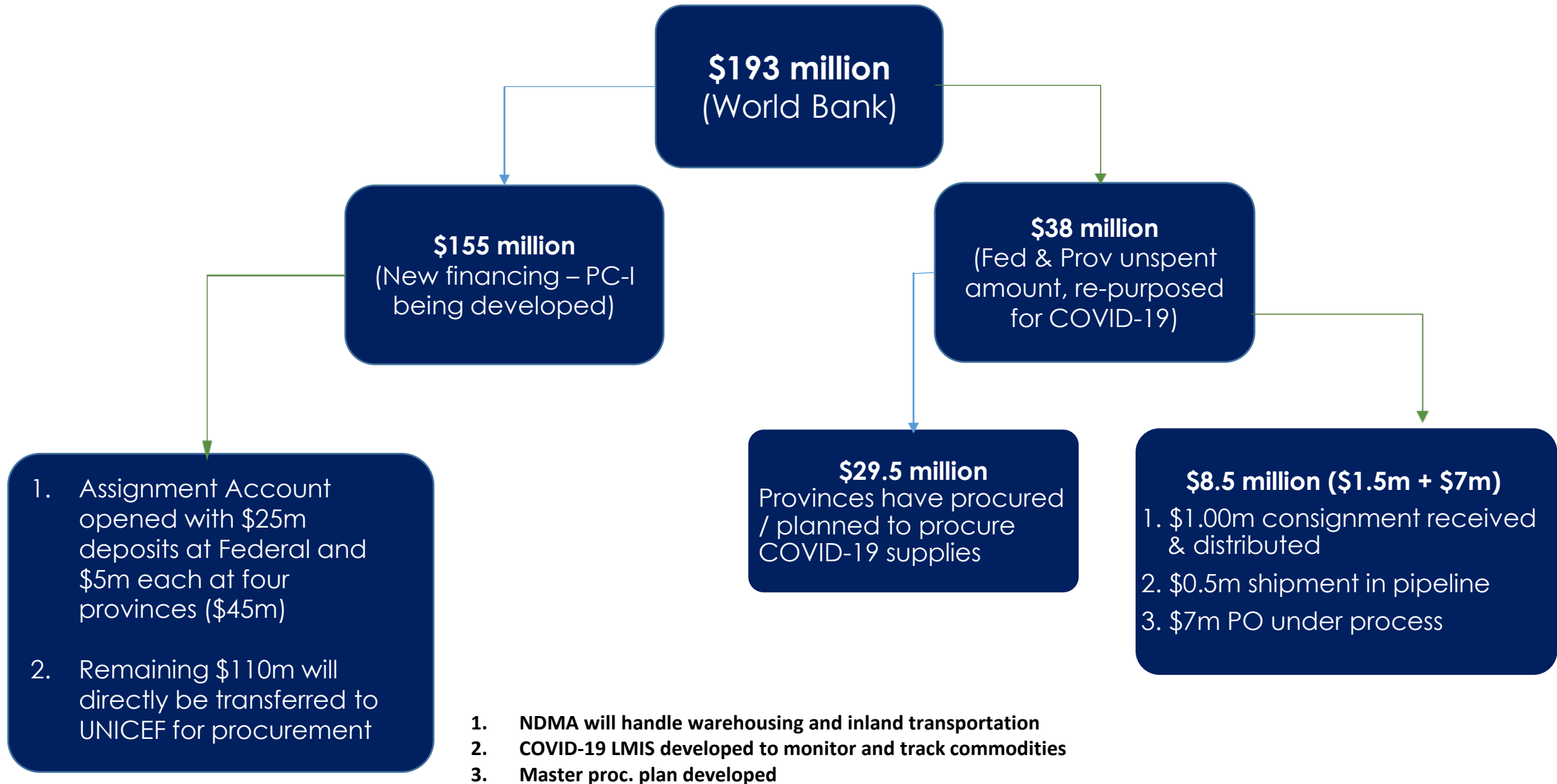
COVID-19 DEATH PROJECTIONS

Date	LFD	Red Buffer	HPSIU	Actual
25/04/2020	262	278	271	269
04/05/2020	488	530	506	486
15/05/2020	834	894	915	873
31/05/2020	1,478	1,611	1,578	1,688
15/06/2020	2,725	2,780	3,002	
30/06/2020	5,253	4,280	5,411	
15/07/2020		6,155	9,483	
31/07/2020	28,000	8,405	16,956	

COVID-19 DEATH PROJECTIONS BY 3 MODELLERS



COVID-19 WB's Financial Support: Details



COVID-19 WB Funding – Master Procurement Plan



Government of Pakistan
Ministry of National Health Services,
Regulations & Coordination

Pakistan COVID-19: Master Procurement Plan against World Bank \$193m financing Ministry of National Health Services Regulations and Coordinations, Islamabad

Summary Sheet (Overall \$193m Financing)

	USD									Total (millions)	Percentage
	Punjab (51%)	Sindh (22%)	KP + FATA (17%)	Balochistan (6%)	AJK (2%)	ICT (1%)	GB (1%)	Gov/NIH			
Personal Protective Equipments (PPE)	10,385,529	4,480,032	3,461,843	1,221,827	407,276	407,276	203,638	2,637,545	23.20496	12%	
Diagnostic Equipment	36,057,461	16,069,491	12,557,097	4,951,067	1,053,242	-	985,364	5,815,430	77.48915	40%	
Clinical Management Equipment	40,340,691	17,401,867	13,446,897	4,745,964	1,581,988	1,581,988	790,994	-	79.89039	41%	
Miscellaneous	5,117,939	2,480,364	2,620,727	1,612,242	466,667	179,273	487,455	214,848	13.179515	7%	
Total	91,901,620	40,431,753	32,086,564	12,531,100	3,509,173	2,168,536	2,467,450	8,667,823	193.8	100%	

	USD		
	3 months	6 months	12 months
Personal Protective Equipments (PPE)	11,842,802	6,070,527	2,037,712
Diagnostic Equipment	37,951,609	30,027,201	6,871,161
Clinical Management Equipment	34,732,815	26,203,695	4,572,727
Miscellaneous	3,240,097	5,405,628	4,533,791
Total	87,767,322	67,707,050	18,015,390
Total (millions)	88	68	18
Percentage	51%	39%	10%



Thank you