

---

# Escalation of Violence in Israel and the occupied Palestinian territory

13 November 2023

---

# Outline

- Health Impact of the Escalation of Violence
- Health System Capacities and Needs
- Public Health Situation Analysis
- WHO and Health Partners Operations
- Resource Mobilisation

---

# Health Impact of the escalation of violence

# Impact of the Conflict - Casualties in Region (Comparison between 17 October and 11 November)

Overall figures by region as reported by the Ministries of Health

Region	17-Oct-2023		11-Nov-2023	
	Fatalities	Injuries	Fatalities	Injuries
Israel <sup>1</sup>	1400+	4121	1235	5 447
Lebanon <sup>2</sup>	20-22		75	301
occupied Palestinian territory <sup>2</sup>			11 263	29 990
Gaza Strip	3000+	12500	11 078	27 490 <sup>3</sup>
Adult Female			3 027 (27.3%)	
Adult Male			3 545 (32.0%)	
Children (<18yrs)	940	2822	4 506(40.7%)	
West Bank and East Jerusalem <sup>2</sup>	61	1250	185	2 500

<sup>1</sup>Ministry of Health, Israel

<sup>2</sup>Respective MoH figures, internal situation reports

<sup>3</sup>Data breakdown for injuries unavailable as of 05 November 2023

---

# Focus on Israel: Injuries and fatalities

- In Israel, there are approximately 1200 reported deaths and 5447 people injured.
- The majority of the casualties are people who were killed during the 7 October attacks or died from injuries in the aftermath of those.
- There are currently 352 patients in hospital treated for injuries, 51 in serious condition.<sup>2</sup>
- In addition, at least 239 additional people are missing or are being held hostage in the Gaza Strip. Among those, 35 are children – 10 of whom are under 5 years - as well as 18 elderly people over 75 years.<sup>1</sup>

<sup>1</sup> MoH Israel <https://www.gov.il/en/Departments/news/07112023-02>

<sup>2</sup> Governmental sources

# Impact of the Conflict – Injuries and fatalities by Governate in Gaza Strip

(data as of 9 November 2023)

Source: MOH Gaza; As of 09 November 2023

Location	Total fatalities <sup>1</sup>	Total injuries <sup>1</sup>	Fatalities in past 7 days <sup>2,1</sup>	Injuries in past 7 days <sup>2,1</sup>	7 day change in fatalities (%) <sup>3</sup>	7 day change in injuries (%) <sup>3</sup>
<b>By Governate</b>						
Gaza	4 891 (44.2%)	11 356 (41.3%)	918 (50.4%)	2 058 (51.8%)	-4.7%	1.7%
North Gaza	2 417 (21.8%)	7 281 (26.5%)	372 (20.4%)	954 (24.0%)	-31.4%	-39.0%
Deir Al-Balah	1 653 (14.9%)	3 621 (13.2%)	344 (18.9%)	621 (15.6%)	27.4%	6.0%
Khanyounis	1 175 (10.6%)	2 803 (10.2%)	84 (4.6%)	156 (3.9%)	-24.3%	-51.4%
Rafah	942 (8.5%)	2 429 (8.8%)	103 (5.7%)	185 (4.7%)	128.9%	249.1%
<b>Relative to Wadi line</b>						
North of Wadi Line	7 308 (66.0%)	18 637 (67.8%)	1 290 (70.8%)	3 012 (75.8%)	-14.3%	-16.1%
South of Wadi line	3 770 (34.0%)	8 853 (32.2%)	531 (29.2%)	962 (24.2%)	24.6%	0.2%
<b>Overall</b>						
Total	11 078 (100.0%)	27 490 (100.0%)	1 821 (100.0%)	3 974 (100.0%)	-5.7%	-12.6%

<sup>1</sup>Note some numbers may be underestimated due to communication challenges and bodies that have not been recovered

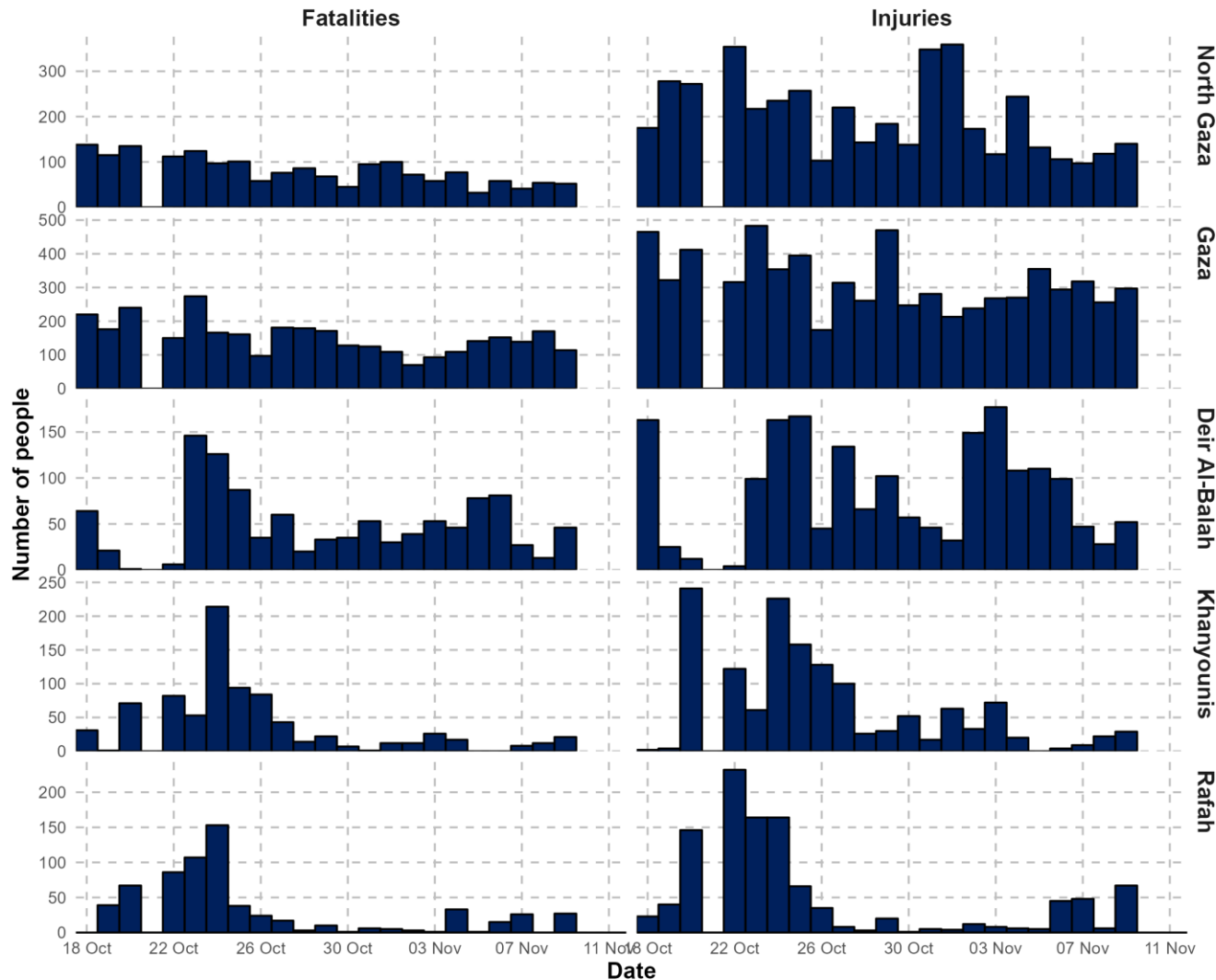
<sup>2</sup>03 Nov 2023 to 09 Nov 2023

<sup>3</sup>27 Oct 2023 to 09 Nov 2023

# Impact of the Conflict – Injuries and fatalities by Governate in Gaza Strip

(data as of 9 November 2023)

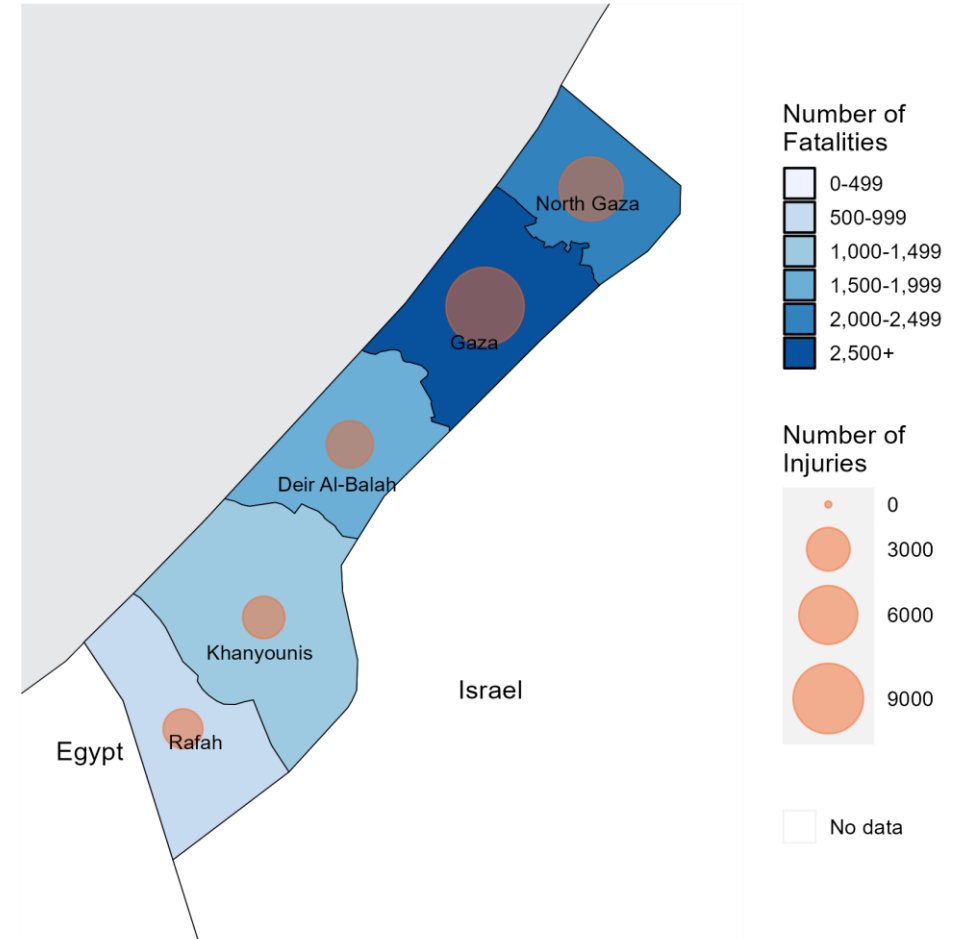
Fatalities and injuries by governate, Gaza Strip  
As of 09 November 2023



Source: Gaza MoH

## Fatalities by governate, Gaza Strip

Source: Gaza MOH; As of 09 November 2023



---

# Impact of the Conflict – Fatalities (Gaza Strip)

(As of 12 November 2023)

- Attacks have increased over the weekend on several locations in north of Gaza as well as in the southern governorates, impacting refugee camps, residential areas and health centres and resulting in several casualties among the population.
- More specifically, several locations within the **Jabalia camp** have been attacked **several times in the last week**, including an UNRWA school hosting IDPs<sup>1</sup>. Up to 18 Palestinians have been killed in the camp over the weekend.
- MoH reports that more than **2700 persons are under the rubble**, including **1500 children**.<sup>1</sup>
- According to a Save the Children report, the number of children killed since October 7th has surpassed the average annual number of children killed in conflict zones around the world.<sup>2</sup>

<sup>1</sup>MoH

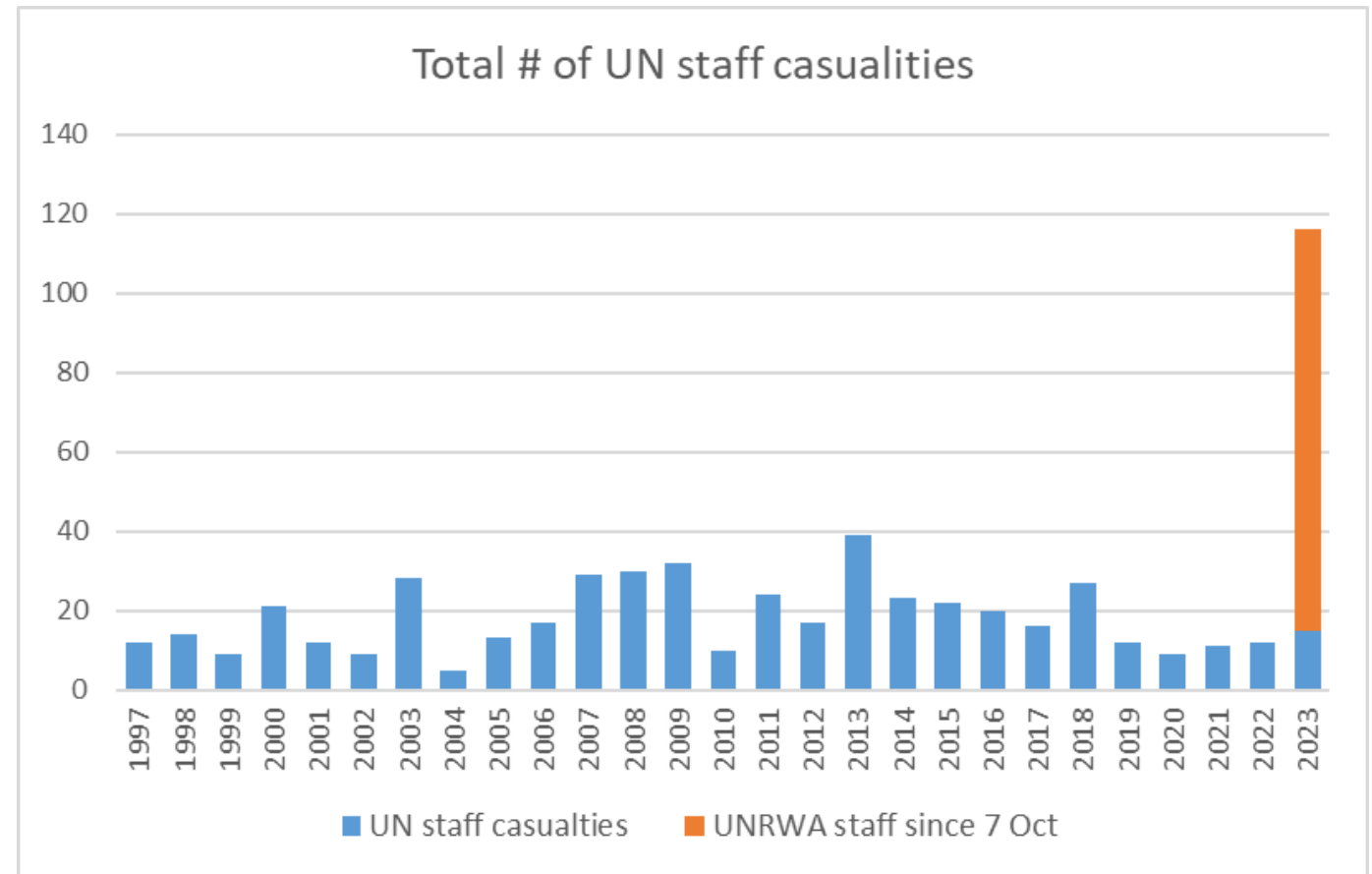
<sup>2</sup>Save the Children



# UN staff fatalities in Gaza Strip

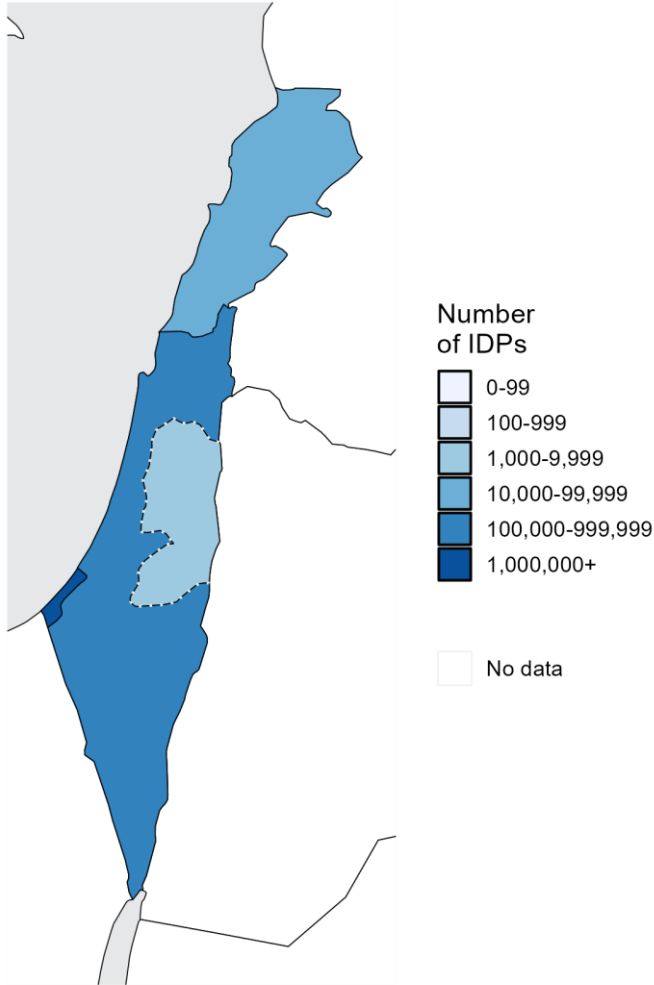
(As of 9 November 2023)

- As of 9 November, 101 UNRWA staff have been killed during the hostilities; this is the highest number of UN aid workers to be killed in such a short period of time.<sup>1</sup>
- As of 9 November, 66 IDPs sheltering in UNRWA premises have been killed and 558 have been injured. In total, 57 UNRWA installations have been damaged since 7 October.



<sup>1</sup>UNWRA sitrep #24

# Impact of the Conflict - Displacement (As of 11 November 2023)



Location	Total IDPs <sup>1</sup>	Date of last update	Source
Gaza Strip	1,580,000	10 Nov 2023	OCHA
Israel	189,000 – 200,000 <sup>2</sup>	17 Oct 2023	OCHA; Government of Israel
Lebanon	26,232	7 Nov 2023	DTM
West Bank	1,328	11 Nov 2023	OCHA

<sup>1</sup>Numbers of IDPs are approximate and subject to rapid change

<sup>2</sup>OCHA has noted approximately 189,000 in previous reports; the Government of Israel has noted approximately 200,000. This table incorporates data from both, to reflect the ongoing uncertainty which needs to be taken in to account when report numbers of IDPs.

- Over 1.5 million people in Gaza estimated to be internally displaced. Around half staying in at least 149 UNRWA shelters.
- Average number of IDPs per UNRWA shelter exceed 6,250; this is 9x higher than intended capacity
- Overcrowding remains major concern; worsening sanitary conditions generating health and safety hazards.

The designations employed and the presentation of the material in this publication do not imply the expression concerning the legal status of any country, territory, city or area or of its authorities, or concerning the delimitation of its borders. Dotted and dashed lines on maps represent approximate border lines for which there may not yet be full agreement.

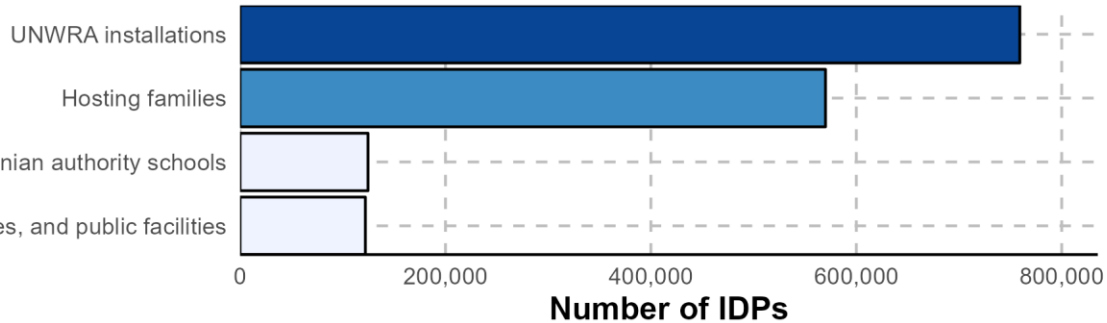
Data Source: World Health Organization  
Map Production: WHO Health Emergencies Programme  
© WHO 2023. All rights reserved.

# Impact of the Conflict – Displacement in Gaza Strip

(As of 10 November 2023\*)

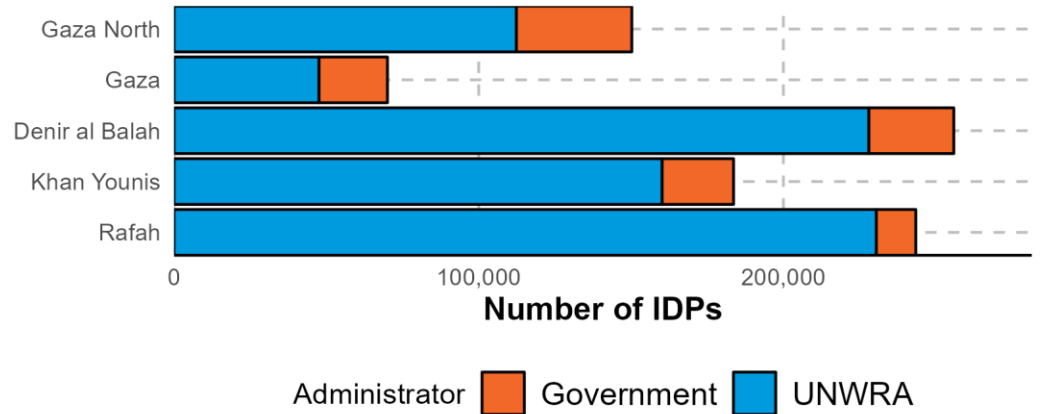
Number of IDPs in Gaza Strip by shelter location

As of 10 November 2023

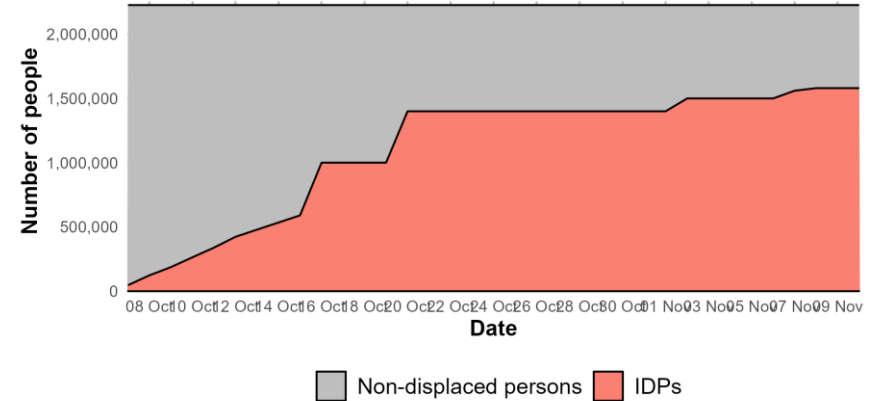


IDPs in UNWRA and Government shelters by Governate

As of 10 November 2023



Displacement status, Gaza Strip  
As of 10 November 2023



Source: OCHA

- As of 9 November, all municipal water wells across Gaza Strip shut down due to lack of fuel.<sup>1</sup>
- In the north, neither water desalination plan nor Israeli pipeline operational. No distribution of bottled water among IDPs accommodated in shelters has taken place for over a week.<sup>1</sup>
- In the south, UNRWA has been providing about 1.5 L of potable water and 3-4 L of non-potable water per person.<sup>1</sup>
- Lack of food in the north of increasing concern.<sup>1</sup>

<sup>1</sup> UNRWA Daily Sitreps

\*No data has been collected from UNWRA shelters in Gaza and North Gaza since 12 October

# PHSA on Mortality and Morbidity – Israel (October 2023)

Red:	Very high risk.
Orange:	High risk.
Yellow:	Moderate risk
Green:	Low risk.

## Population and mortality profile

- 9 174 520 population size (UNICEF, 2023)
- The life expectancy at birth is 82.6 years
- Main causes of mortality are ischaemic heart disease, degenerative diseases, stroke, cancers, diabetes mellitus and kidney diseases.

## Crisis-related risk factors of morbidity/mortality

- Conflict-related violence
- Mental health issues very high (pre-escalation, 21% of the 21-65 years old received treatment due to anxiety, stress and depression.
- Premature births expected to increase
- Some disruption to essential health services due to displacement, access to prescriptions have been addressed

Main identified health risks from the Israel PHSA (Oct 2023)

Public health risk	Level of risk
<b>Trauma and injuries</b>	Very high risk
<b>Gender-based Violence (GBV)</b> Special care needed for patients of incidents of rape and sexual violence	Very high risk
<b>Mental Health and Psychosocial Support (MHPSS)</b>	Very high risk
<b>Non-communicable diseases (NCDs)</b>	Moderate risk
<b>Maternal- and neonatal health</b> Pre-term births may increase in the coming weeks.	Moderate risk
<b>Food security</b> Malnutrition is noted as moderate for low socioeconomic and disenfranchised populations	Moderate risk

# PHSA on Mortality and Morbidity – Gaza Strip (13 November 2023)

Red:	Very high risk.
Orange:	High risk.
Yellow:	Moderate risk
Green:	Low risk.

- **Trauma care:** More than 27 000 people injured since October 7, approx. 15% of the IDPs are Persons with Disabilities (PwD).
- **Maternal and neonatal health services:** Total of 5 500 women due to give birth in the coming month and on November 11, two babies died when their life support stopped working and 37 babies in incubators are said to be at imminent risk of death at Al Shifa Hospital.
- **Mental health services:** More than 20 000 people require specialized mental health services.
- **Non-communicable disease (NCD) care:** Thousands of patients are at risk- more than 2000 cancer patients, more than 1000 patients in need of dialysis to survive, 50 000 cardiovascular patients, and over 60 000 diabetics.
- **Epidemic preparedness:** With overcrowded shelters, and limited access to basic services, these dire conditions support the transmission of communicable diseases.

Public health risk	Level of risk	Level of risk
	<i>October 16, 2023</i>	<i>November 13, 2023</i>
Trauma and injury	Red	Red
Non-communicable diseases (NCD)	Red	Red
Mental Health	Red	Red
Respiratory Tract Infections (RTI), including COVID-19	Red	Red
Maternal and neo-natal health	Red	Red
Cholera and Acute Watery Diarrhoea (AWD)	Red	Red
Malnutrition	Yellow	Red
Gender Based Violence (GBV)	Green	Orange
Skin infections (including scabies)	Yellow	Orange
Measles	Yellow	Orange
Meningococcal disease	Yellow	Yellow
Polio	Yellow	Yellow

# Health Risks – Maternal and Child Health – Gaza Strip (13 November 2023)

## MATERNAL HEALTH

- Over 540 000 WRA and **50 000 pregnant** women in Gaza, out of which, **183 are expected to deliver every day**
- **A minimum of 15% would need a c-section**, equivalent to **over 700 per month**
- **Maternal Mortality Rate** was at **28.5/100 000** pre-escalation of conflict, and expected to increase given the lack of access to the adequate care.
- **1 in 4 pregnant woman** faces high risk situations, with **anemia affecting 25%** of them and preterm births occurring in **23% of cases (pre-conflict)**

## NEO NATAL HEALTH

On 11 November, according to MoH in Gaza through media reports, three babies have reportedly died when their life support stopped working and **36 babies in incubators are said to be at imminent risk of death**. The severe shortage of fuel and medical supplies has forced the shutdown of incubators in Al Shifa Hospital.

---

# Health Risks – Mental Health – Gaza Strip

(as of 5 November)

- Burden of disease
  - It is estimated that at least **452 608 (22.1%)** people in Gaza currently have **mental disorders**, including depression, anxiety, post-traumatic stress disorder, bipolar disorder, and schizophrenia (95% UI 18·8–25·7).
  - There will be at least **5.1% (95% UI 4·0–6·5)** of people in Gaza, **104,448 persons** with **severe disorders** such as schizophrenia, bipolar disorder, severe depression, severe anxiety, and **severe post-traumatic stress disorder**.
  - The level of severe distress among the population cannot be precisely estimated but would affect **more than 50% of the displaced population**, the population in affected areas, and humanitarian and essential services workers across sectors.
- Health system capacity
  - Gaza has **one of the lowest global numbers of specialized mental health professionals**, with **less than one psychiatrist for every million people**, and has only **one specialized inpatient facility with a 30-bed capacity**. A coordination mechanism for mental health and psychosocial support existed in Gaza before the war, co-led by UNRWA and Gaza Community Mental Health Center and linked to the coordination mechanism in the West Bank, co-led by WHO and Terre des Homme.

# Health Risks – Nutrition– Gaza Strip

(as of 10 November)

## SITUATION



337K



155K

Half a million of children under 5 and pregnant lactating women are in need of immediate lifesaving preventive and curative nutrition interventions.



7,685

Children under 5 are wasted



30K

Children under 5 are stunted



4,045

Children under 5 are severely wasted



49K

Women aged 15-49 are anemic



## PEOPLE IN NEED

Children in Gaza are facing a humanitarian catastrophe. The nutrition situation is dire, as infants, young children, pregnant and breastfeeding women face extreme shock, stress and deteriorating access to food, essential life-saving services and positive feeding practices.

4,045



SAM children 6-59 mo in need of Inpatient & Outpatient Treatment

3,640



MAM children 6-59 mo in need of Treatment

101,117



Children 6-23 months in need of Small Quantity Lipid-based Nutrient Supplements (SQ-LNS)

202,234



Children 24-59 months in need of micronutrient supplements (MNPs)

155,858

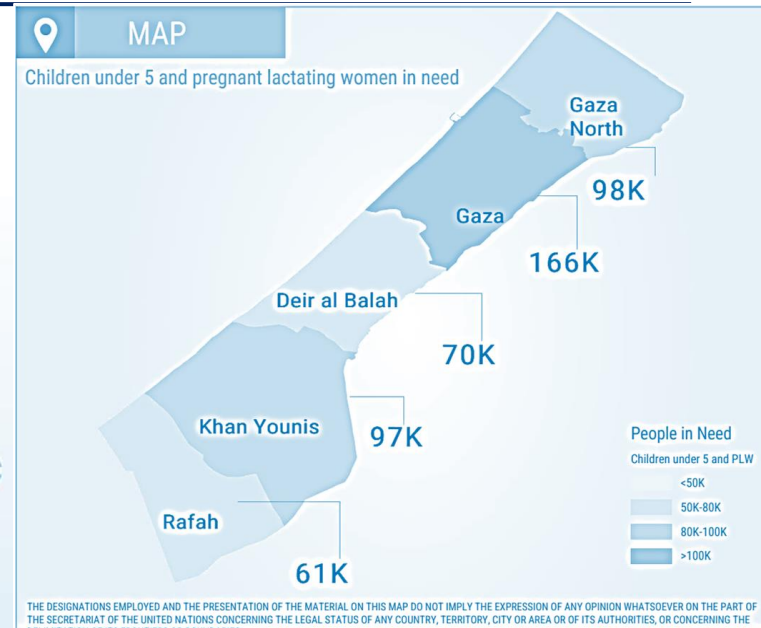


PLW in need of micronutrient supplements that contain adequate iron

303,351



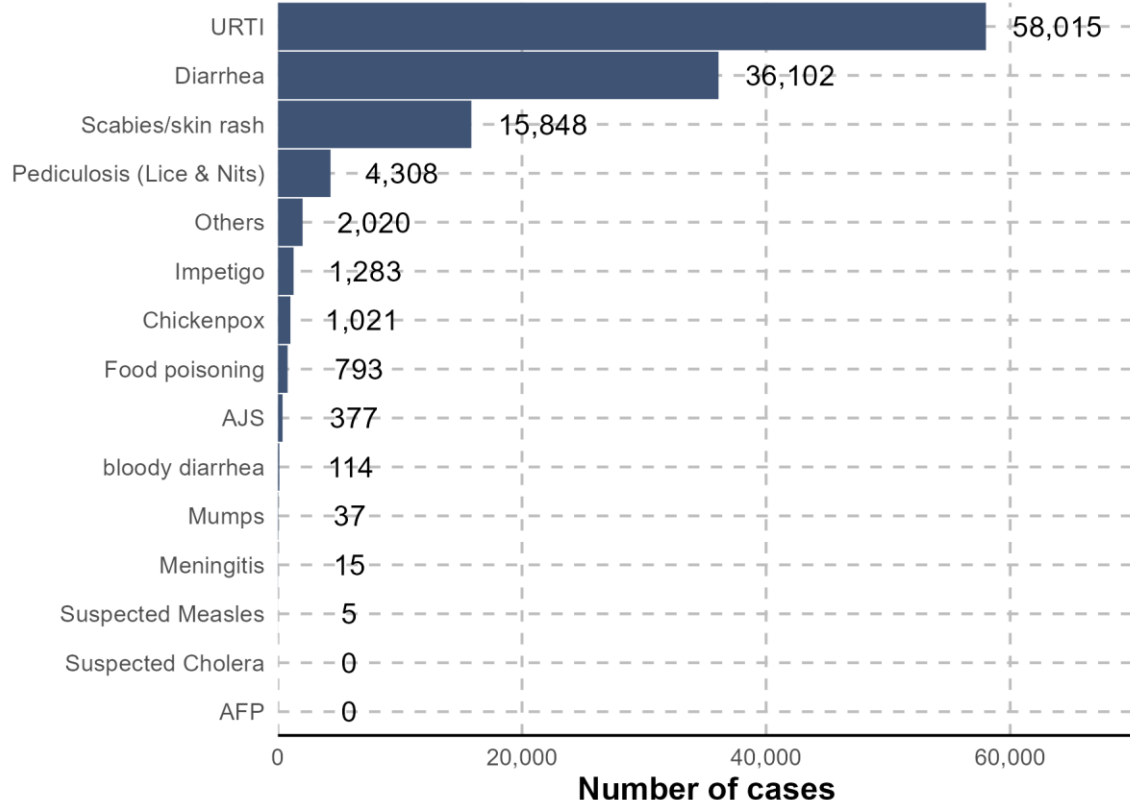
Children 6-59 months in need of Vitamin A supplementation





# Health Risks – Syndromic Surveillance in Gaza (as of 9 November)

Syndromic surveillance, Gaza strip  
From 24 Oct to 09 Nov 2023



Source: MOH

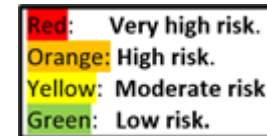
Syndromic Surveillance, Gaza Strip, outbreak prone diseases

Source: MOH; From 24 Oct to 9 Nov 2023

Disease	<1 year	1-4 years	5-9 years	10+ years	UNRWA clinics	Overall consultations
AJS	59	131	103	77	7	377
Mumps	0	8	6	8	15	37
Meningitis	4	6	4	0	1	15
Suspected Measles	0	3	0	0	2	5
AFP	0	0	0	0	0	0
Suspected Cholera	0	0	0	0	0	0

- Syndromic surveillance for epidemic-prone conditions ongoing
- Most prevalent syndromes reported are URTI, diarrhea and scabies/skin rash – high and stable proportion of consultation (next slide)
- High childhood vaccine coverage in Gaza (administrative coverage 2022 DTP-3 102%, Pol3 104%, MCV-1 102%) [source: 2022 report, oPt MoH], high and stable since 2010 (Unicef/WHO estimates)

# PHSA on Mortality and Morbidity – West Bank (November 2023)



## URGENT PUBLIC HEALTH RISKS

- **Trauma care:** More than 2000 people injured since October 7. Of those injured, 27% of the injuries were caused by live ammunition.
- **Maternal and neonatal health services:** At least one birth at a checkpoint has been reported, and partners expressed concerns that the transfer of some vulnerable women to shelters has not been possible.
- **Mental health services:** In May 2021, it was found that 57% of West Bank residents surveyed reported symptoms consistent with PTSD.
- **Non-communicable disease (NCD) care:** With access issues impacting those requiring services, there may also be a prioritisation toward those with trauma and injuries.
- **RTI:** There may be some disruptions to health care services for those with symptoms and vaccination campaigns.

Main identified health risks from the oPt PHSA (Nov2023)

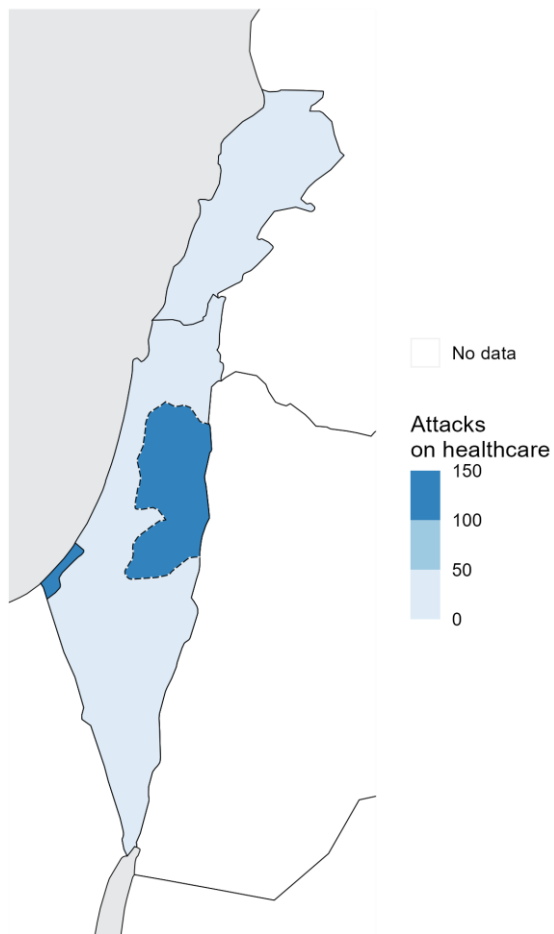
Public health risk	Level of risk
Trauma and injury	Very high risk (Red)
Maternal and neo-natal health	Very high risk (Red)
Mental Health	Very high risk (Red)
Non-communicable diseases (NCD)	Moderate risk (Yellow)
Respiratory Tract Infections (RTI), including COVID-19	Moderate risk (Yellow)

---

# Health System Capacities and Needs

# Attacks on health care, Israel and occupied Palestinian territory

SSA data as of 11 November 2023



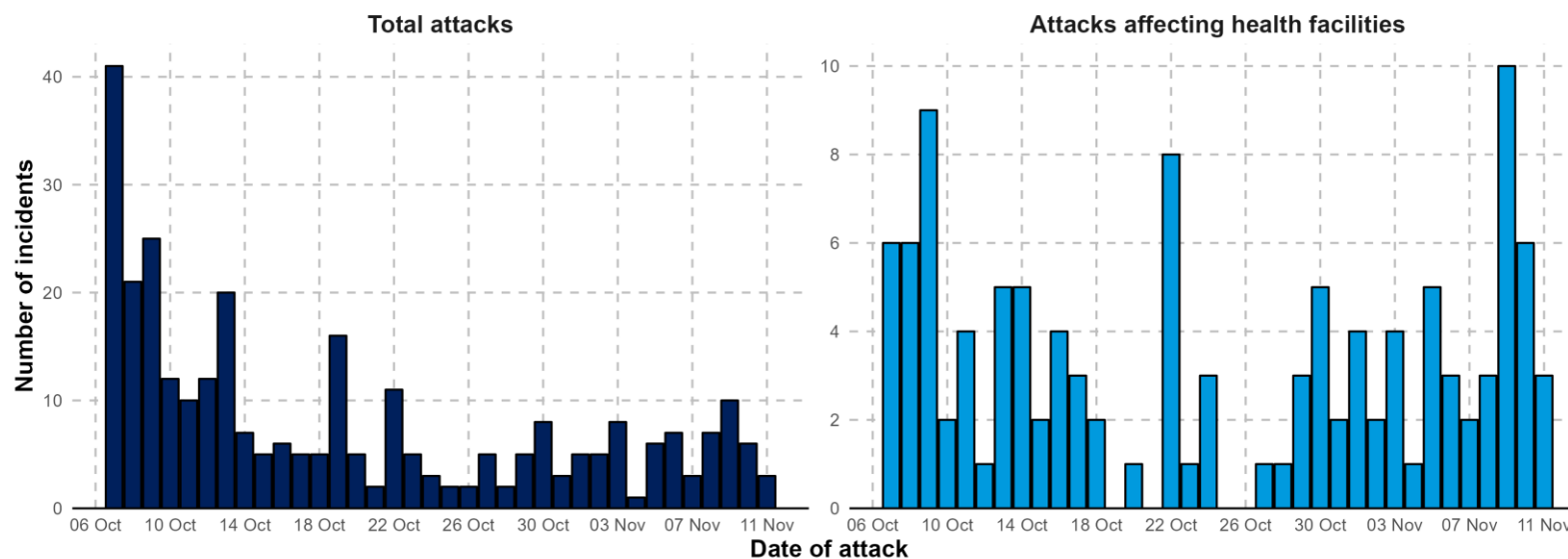
The designations employed and the presentation of the material in this publication do not imply the expression of the views of the World Health Organization concerning the legal status of any country, territory, city or area or of its authorities, or concerning the delimitation of its frontiers or boundaries. Dotted and dashed lines on maps represent approximate border lines for which there may not yet be full agreement.

Data Source: World Health Organization  
Map Production: WHO Health Emergencies Programme  
© WHO 2023. All rights reserved.

Location	Total Attacks	Health workers killed	Health workers injured	Health facilities affected
Gaza*	137	16	38	42
West Bank	136	0	16	-
Israel	25	19	10	5
Lebanon**	2	0	5	1
<b>Total</b>	<b>300</b>	<b>35</b>	<b>69</b>	<b>48</b>

\*MoH reports up to 195 health workers killed

\*\*WCO source, no SSA set-up in Lebanon



# Attacks on Healthcare

(12 November 2023)

- Reports over the last 3 days of several hospitals in North of Gaza and Gaza City have experienced attacks, including Al Shifa hospital, that suffered several damage affecting its critical infrastructure.
- On 11 Nov it was reported that Al Quds hospital's generator had failed, and technicians unable to fix it due to attacks. By 8 November, surgical ward, oxygen generation plant and MRI ward have had to be shut down.
- As of 11 Nov the Palestine Red Crescent Society reports that 7 out of their 18 ambulances in the 2 northern governorates were still functioning, but at risk of completing ceasing operations.
- Gaza's only psychiatric hospital stopped functioning after attack on 5 November.

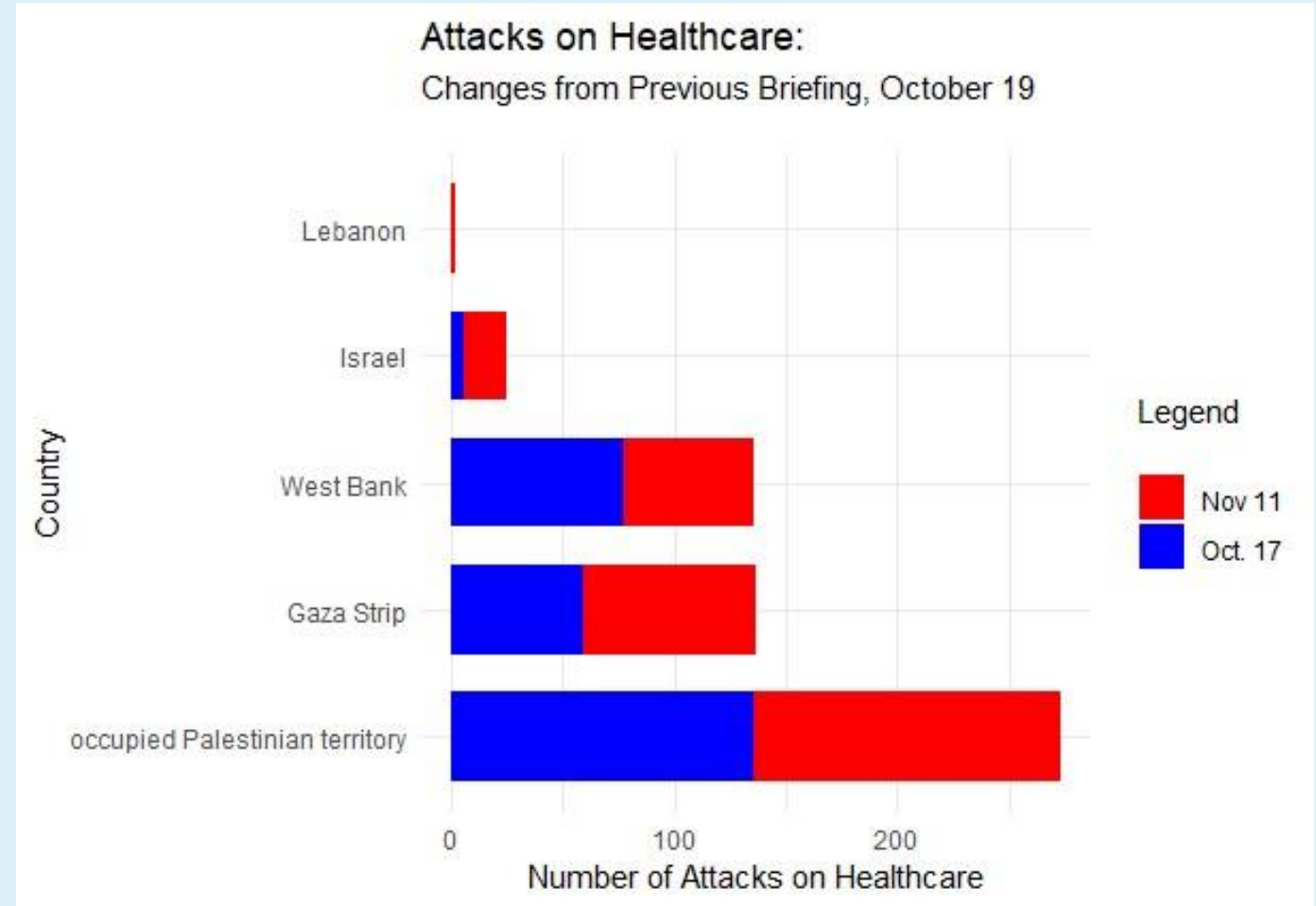


*A hospital in Gaza city, in the aftermath of an attack*

# Attacks on Healthcare Trend Analysis

(12 November 2023)

- Attacks on healthcare have, in most areas, more than doubled.
- **273** total attacks in occupied Palestinian territory: 137 more attacks recorded since October 17; 78 in Gaza Strip and 59 in the West Bank.
- 19 more attacks recorded since October 17 in Israel, for a total of **25**.
- Attacks on healthcare now being reported in Lebanon.



---

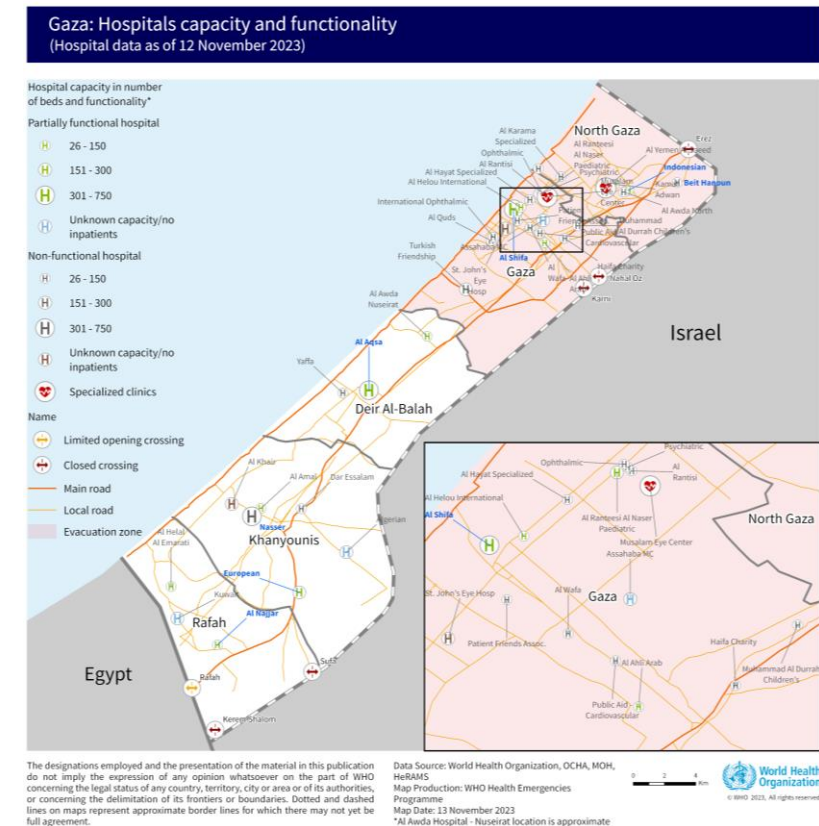
## Health System Capacities and Needs - Israel (October 2023)

- Israel has a **highly developed healthcare system**, with emergency healthcare services readily available. In 2019, health expenditure reached 7% of GDP.
- Since 7 October 2023, the **most urgent health needs of the population is mental health support**. Services for consultation have been made available across the country.
- Due to evacuation orders of many southern towns and areas around Gaza, and also some areas at the northern Border with Lebanon, **prescription for medication and consultations have been made available across the countries** while people are displaced from their homes and medical centers.

# Health System Capacities and Needs – Gaza Strip Overview (12 November 2023)

## Hospital capacity (secondary care)

- **Only 15 out of 36 hospitals with inpatient capacity are now partially functional.** The only psychiatric hospital is now not-functional.
- Within the last 3 days, 5 additional hospitals in Gaza city and North Gaza have become non-functional, in addition to 1 other hospital on the brink of shut-down.
- Additionally, 2 specialty outpatient facilities are not-functional.
- However, functionality is limited by **lack of fuel, supplies, food and clean water.**
- Hospitals are prioritizing the dwindling resources to **the life-saving essential activities.**
- An estimated **94,000L of fuel per day** are needed to cover the most critical hospital functions for 11 priority hospitals (4 North and 7 South of Wadi Gaza) and the PRCs ambulances.
- More availability of highly specialized services in the 2 northern governorates; there are **only 3 hospitals with surgical capacity South of Wadi Gaza.**
- Only 30% of the original health staff pre-escalation are working, according to the MoH
- 95 patients/day unable to access specialized care outside Gaza

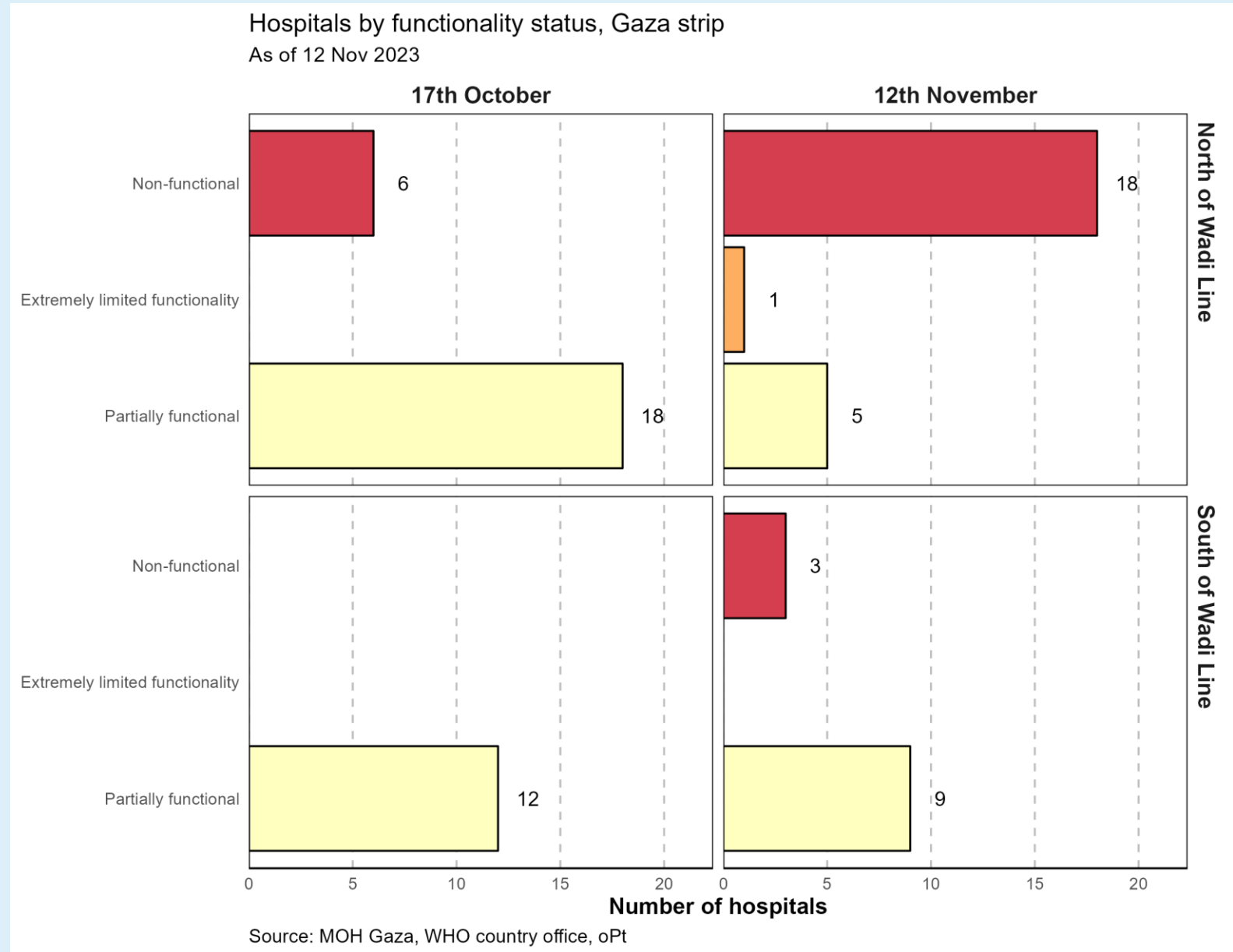




# Functionality of hospitals

(as of 12 November)

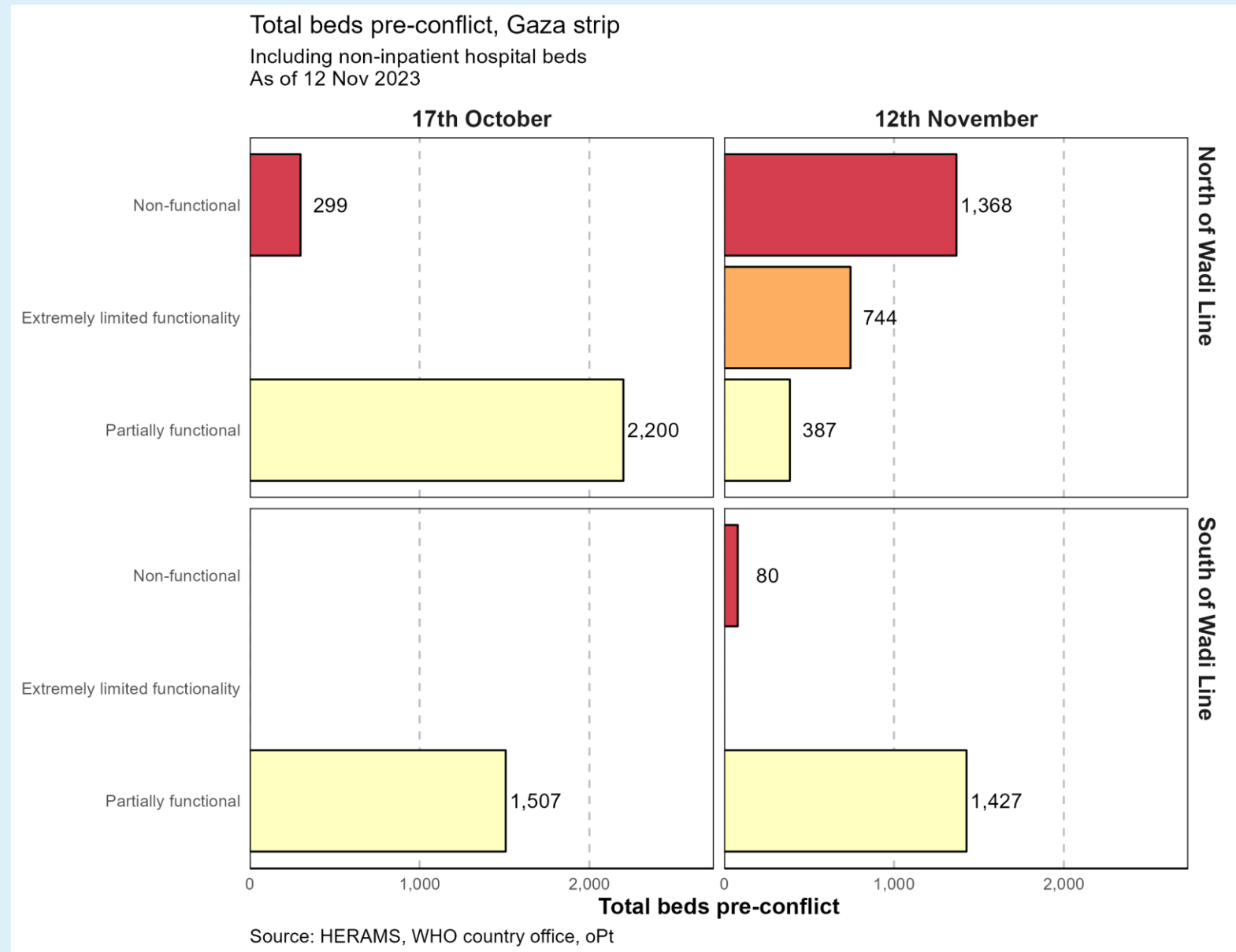
- Hospitals in the North of Wadi Gaza line are on the verge of close down, which is equivalent to the loss of close to 770 beds
- Al Shifa hospital, the largest hospital in Gaza, is no longer functioning as a hospital (*extremely limited functionality*) due to lack of power and attacks



# Hospitals' bed capacity

(As of 12 November 2023)

- Numbers shown are inpatient bed capacity before the start of the conflict – this does not consider the augmented bed capacity post-conflict
- More than 2000 beds have been lost in terms of functionality
- Al Shifa hospital, the largest hospital in Gaza, is no longer functioning as a hospital (*extremely limited functionality*) due to lack of power and attacks



# Health System Capacities and Needs – Gaza Strip Overview

(7 November 2023)

## Primary Health Care (PHC)

- Only **23 out of 50 MoH PHCs have trauma management capacity**, while there is no information on 30 PHCs regarding level of functionality.
- 47 out of 72 (65%) of all primary care facilities closed including one due to severe damage.
- Only 9 out of 22 (41%) UNRWA health centres are operational across Gaza providing primary health-care services, with estimated supplies of less than one month.

Gaza: Primary Health Care (PHC) facilities  
(as of October 2023)



The designations employed and the presentation of the material in this publication do not imply the expression of any opinion whatsoever on the part of WHO concerning the legal status of any country, territory, city or area or of its authorities, or concerning the delimitation of its frontiers or boundaries. Dotted and dashed lines on maps represent approximate border lines for which there may not yet be full agreement.

Data Source: World Health Organization, OCHA, MOH, HerAMS, Geonames, ESRI  
Map Production: WHO Health Emergencies Programme  
Map Date: 9 November 2023



---

# Public health situation analysis

- Casualties, displacement, worsening determinants of health, attacks on health
- Near collapse of the health system in Gaza
  - Worse north of the Wadi Gaza line
  - Insufficient capacities south of the Wadi Gaza line
- Worsening public health risks across all categories
- Increasing risk of epidemics in Gaza

---

# WHO and Partners Operations – Israel

---

# WHO Operations – Israel (as of 1 November 2023)

- WHO has offered its support through its regional office for Europe (EURO), under the organization's humanitarian mandate, to the health response led by the Israeli Ministry of Health.
- At this time, the health system in Israel is coping and would ask for support in case the needs increase.
- The Public Health Analysis for Israel has been updated and finalized, as of 29 October.
- The WHO Special Representative in Israel has been involved in reviewing the health response on multiple fronts.
- The Regional Director Hans Kluge visited Tel Aviv from 30-31 October, focusing on three top objectives, including reaffirming the call for respect and protection of health care facilities and staff.

---

# WHO and Partners Operations – Gaza Strip

---

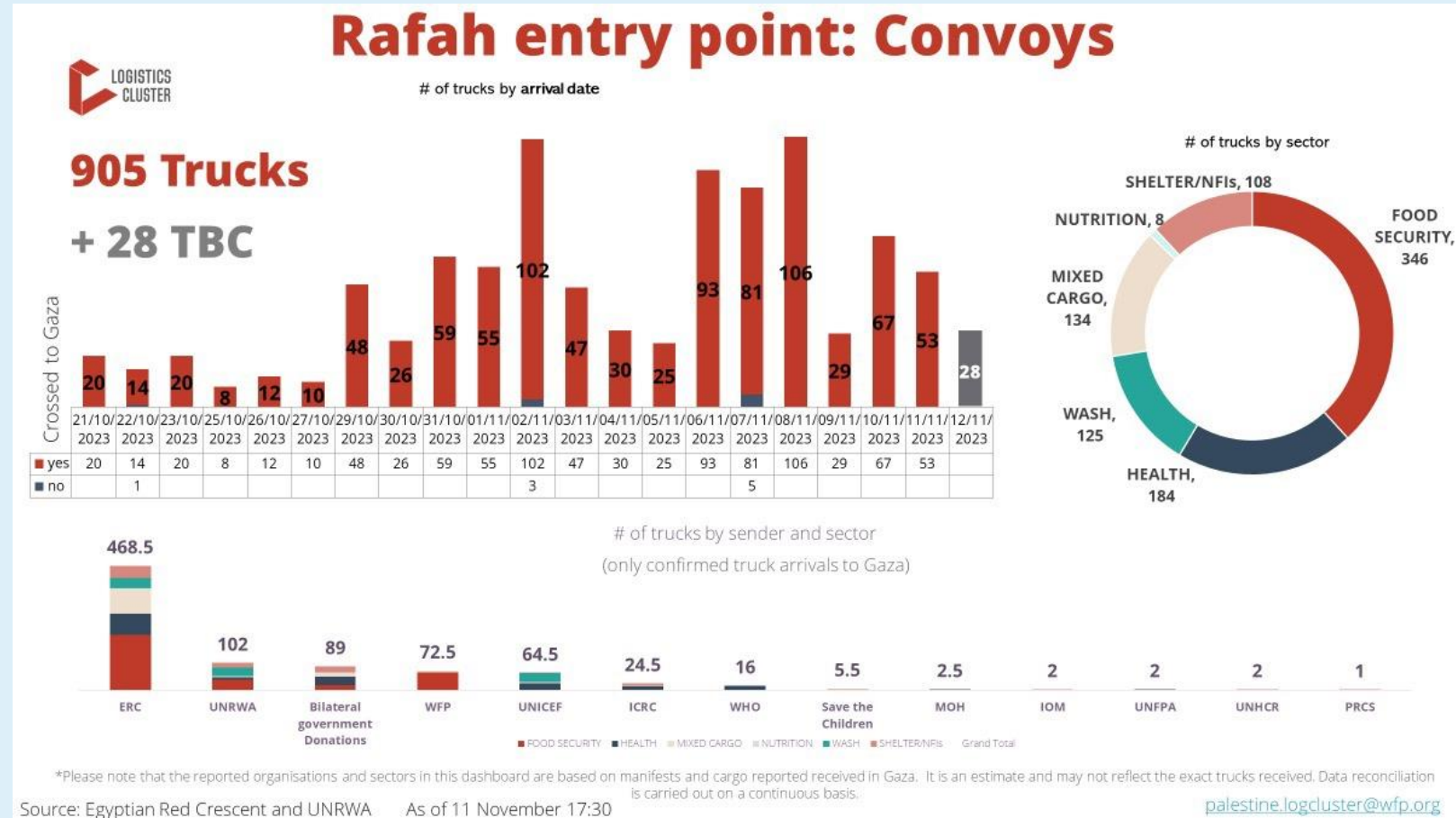
## WHO Operations – Gaza Strip (as of 5 November 2023)

- WHO is coordinating with **MOH, UNRWA and others partners** to establish **early warning systems to support disease surveillance and control measures**, especially in over-crowded shelters
- **Expression of interests from the Emergency Medical Teams (EMT) network have been submitted** for Egypt, Israel and oPt with teams of varying capacities. 20 partners expressed interest as of 30 October, including 14 teams with capacities to deploy immediately once approval and access is obtained.
- Multiple hospitals and health facilities have activated **WHO-supported mass casualty management (MCM) plans** and protocols. Medical staff was trained by the WCO before the escalation on mass casualty management.
- WHO Egypt is building the capacity of 32 MOH mental professionals, currently 4 of them deployed at Al Arish Hospital to support people evacuated with wounds and injuries and their families in Al Arish and across Suez Canal Hospitals.



# Inter-Agency Convoys

- As of 11 November 2023, 905 trucks carrying supplies from different agencies have crossed into Gaza through the Rafah border crossing.
- Out of those trucks, 184 are carrying health supplies, including 16 from WHO

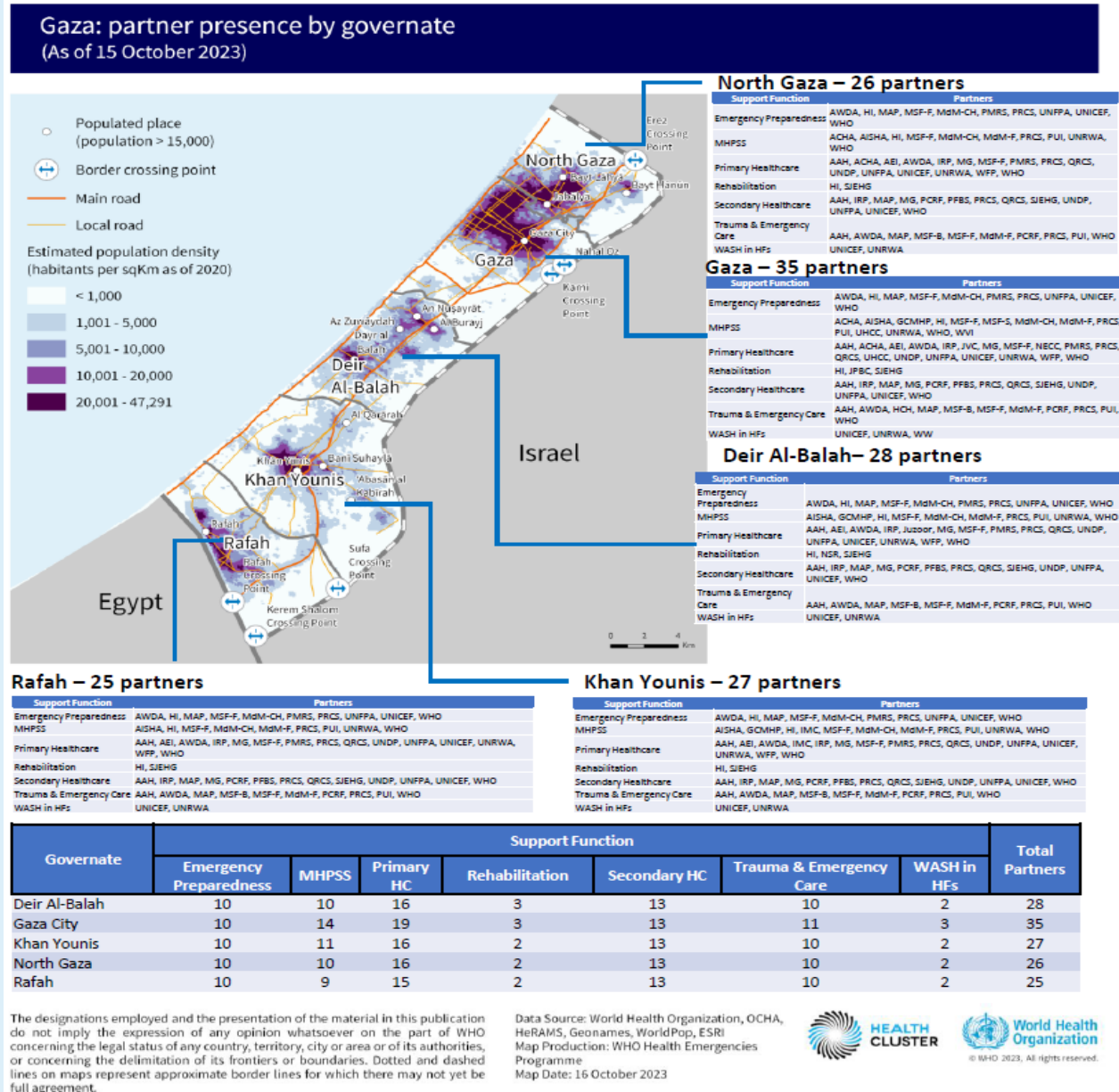


# Emergency Health Kits Impact Dashboard (As of 10 November)

Trauma and Emergency Surgery Kit (TESK)		Pipeline		In Transit		Delivered	
1 kit =	Kits intended for use by health care providers who are trained in appropriate management of emergent surgical issues and are acting within their scope of practice.	Supplies planned, sourced, and pending.		Arrived in Egypt and awaiting transport across border.		Proof of delivery shared.	
50 patients requiring surgical care, assuming 2 operations per patient (100 interventions)		1,200	Interventions	0	Interventions	4,600	Interventions
		Estimate # of interventions for trauma and emergency surgery enabled		Estimate # of interventions for trauma and emergency surgery enabled		Estimate # of interventions for trauma and emergency surgery enabled	
Interagency Emergency Health Kit (IEHK)		Pipeline		In Transit		Delivered	
1 kit =	Kits intended for use only in the early phase of an emergency. The kit is neither designed nor recommended for re-supplying existing health-care facilities.	Supplies planned, sourced, and pending.		Arrived in Egypt and awaiting transport across border.		Proof of delivery shared.	
Serves an outreach population of 10,000 people for 3 months		40,000	People	0	People	200,000	People
		Estimate # of catchment population covered for basic care		Estimate # of catchment population covered for basic care		Estimate # of catchment population covered for basic care	
Noncommunicable diseases kit (NCDK)		Pipeline		In Transit		Delivered	
1 kit =	Contains essential medicines to treat hypertension and cardiac conditions, type 2 diabetes, and chronic respiratory diseases.	Supplies planned, sourced, and pending.		Arrived in Egypt and awaiting transport across border.		Proof of delivery shared.	
10,000 people for 3 months		350,000	People	0	People	220,000	People
		Estimate # of catchment population covered for NCD health needs		Estimate # of catchment population covered for NCD health needs		Estimate # of catchment population covered for NCD health needs	

# Health Partners Operations Gaza Strip situation pre-escalation

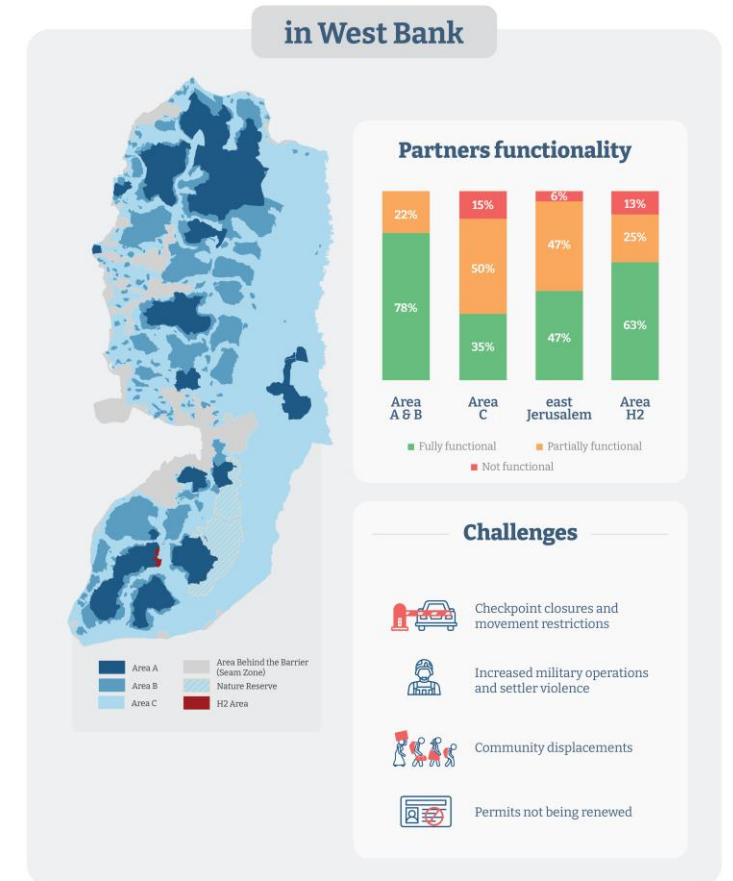
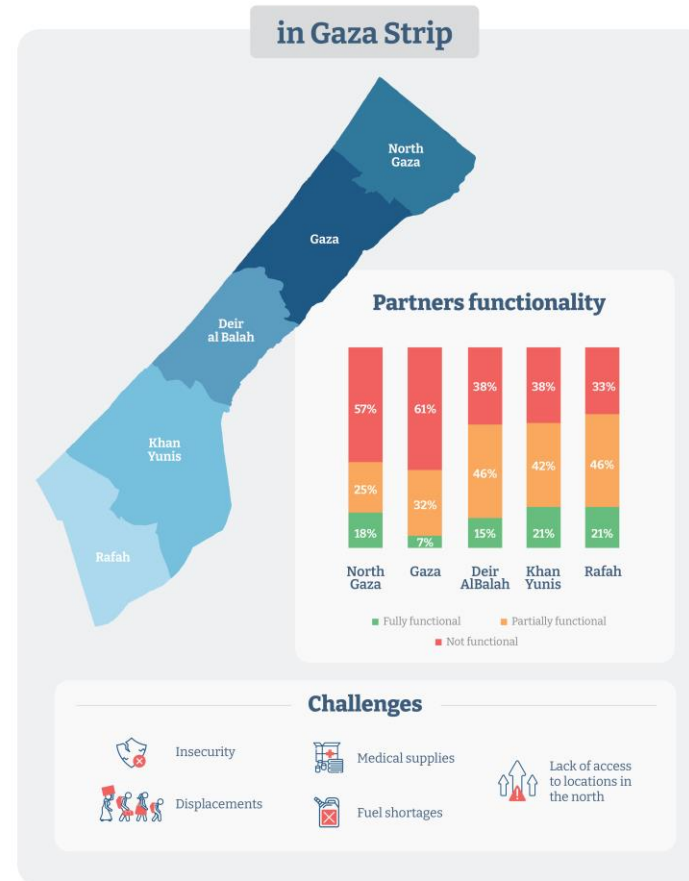
- **39 Health Cluster partners** across the Gaza district, including UN agencies, INGO and NNGO. (cf. figure)
- **Health cluster partners continue to provide support** where possible but are operating at reduced capacity; estimated that 45% of partners operational - supporting in hospitals, trauma and shelters.
- Health Cluster Logistics Support Team set up in Cairo to support health supply coordination
- Fourteen global EMT (Emergency Medical Team) partners are on standby ready to be deployed to support management of patients in Gaza



## Health Cluster Partners Operational Challenge (November 2023)

- In Gaza Strip, 21% of health cluster partners are fully operational in the southern governorates of Khan Yunis and Rafah and down to only 7% in Gaza city.
- Challenges include insecurity, medical supplies, fuel shortage and humanitarian access to the Northern governorates.
- In the West bank, challenges are checkpoints and movement restrictions, access, community displacement and community violence.

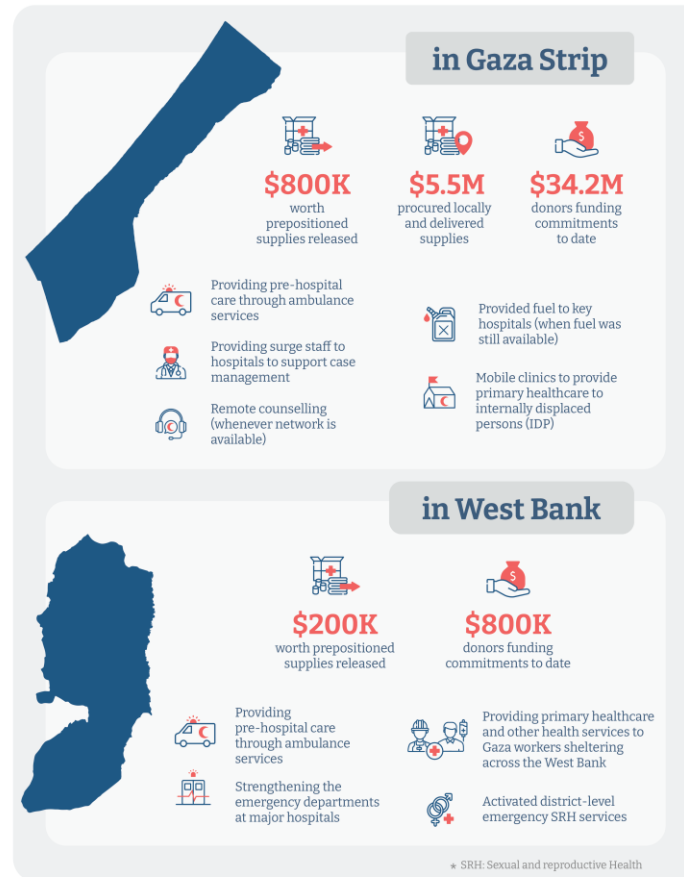
## Health Cluster Partners Operational Challenges



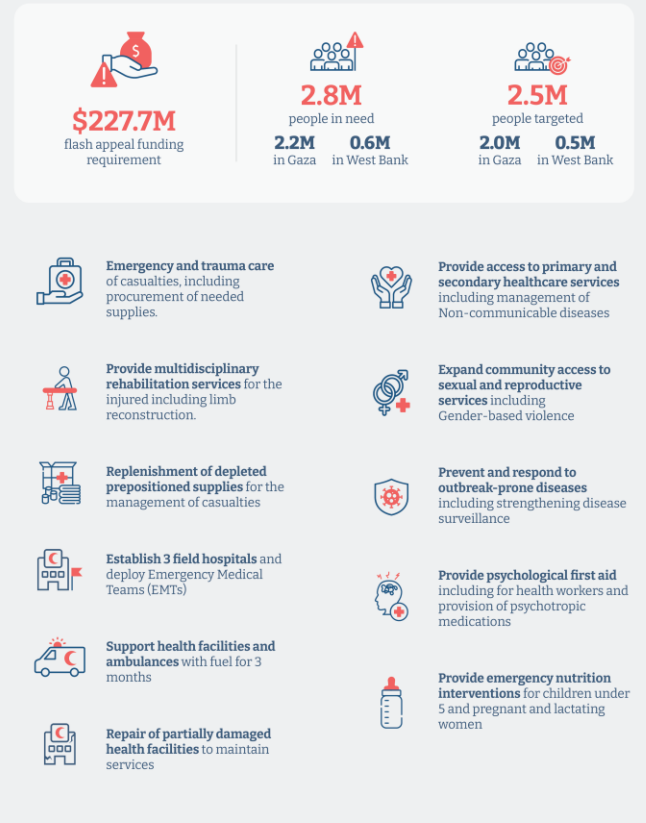
# Health Cluster Partners Operational Response (November 2023)

- The current operations in Gaza are limited due to lack of resources and lack of access and limited to:
  - Providing pre-hospital care through ambulance services
  - Providing surge staff to hospitals to support case management
  - Remote counselling when possible
  - Mobile medical units to provide primary healthcare to IDPs

## Health Cluster Partners Operational Response



### Planned Response

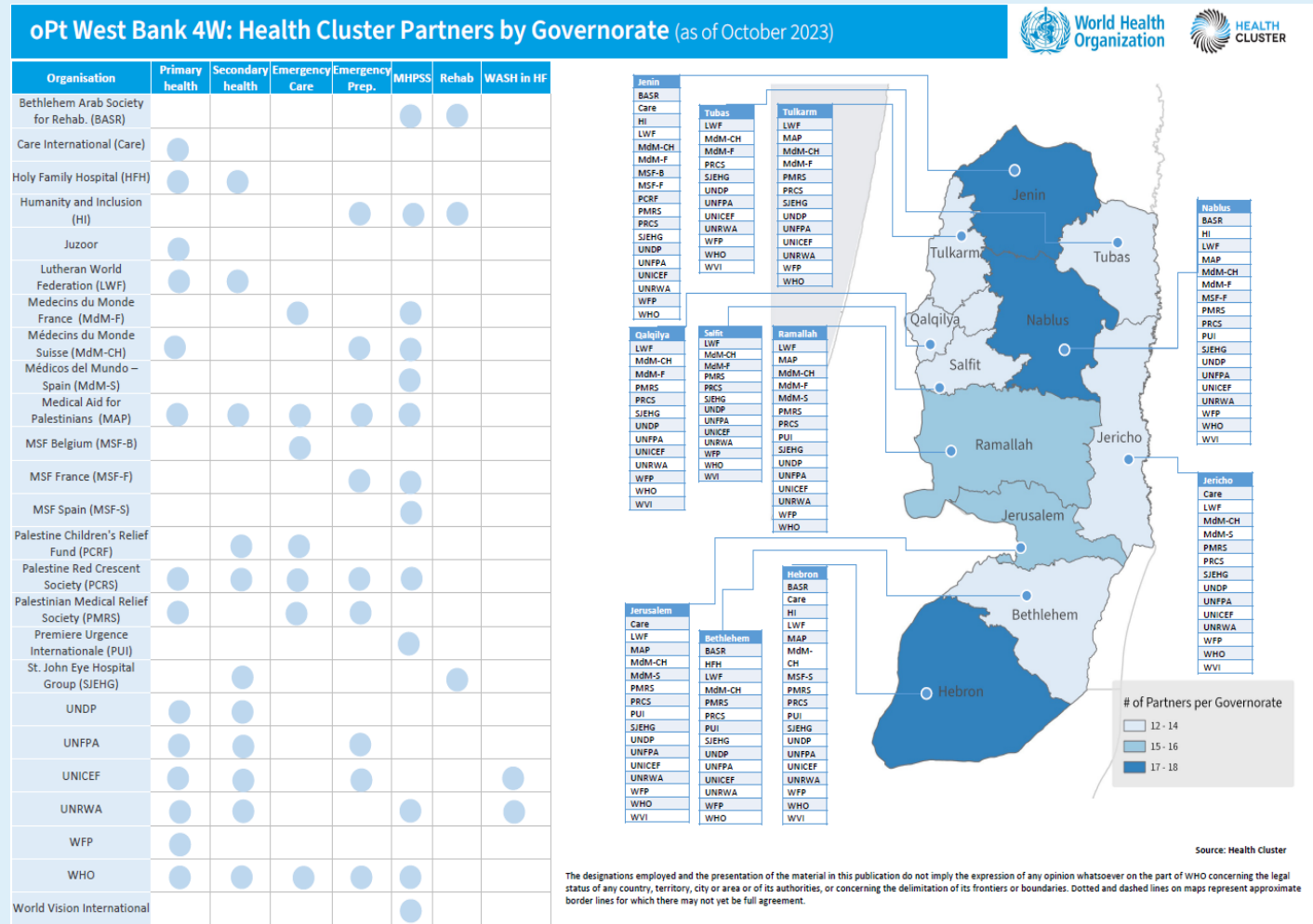


---

# WHO and Partners Operations – West Bank

# Health Partners Operations - West Bank (October 2023)

- **24 Health Cluster partners** across the West Bank, including UN agencies, INGO and NNGO
- Health Cluster partners are providing health and MHPSS services to workers from Gaza sheltering in the West Bank
- Health Cluster partners are also supporting emergency and trauma care needs across the West Bank.



---

# Resource Mobilisation



---

## Resource Mobilization (As of 13 November)

- **WHO is appealing for US\$ 140 million, of which US\$ 110 million is for oPt** ( based on operational response plan) and the remaining US\$ 30 million is need to support Egypt, Lebanon, Jordan, Syria and Regional Coordination **till Jan 2024**
- WHO Health Emergency Appeal for oPt (pre-escalation) for 2023 amounted to 24.6 million US\$, which is only **50% funded to-date**.
- WHO has released **US\$ 14.56 million from the WHO Contingency Fund for Emergencies (CFE)** to support **oPt** and **neighbouring countries**.
- **As part of the updated UN Flash appeal published on 6 Nov, the Health Cluster ask is to US\$ 227.6 million** targeting 2.5 million people, including 2 million in the Gaza Strip and 500 thousands in the West Bank.
- **oPt Humanitarian Fund has allocated US\$ 2.5 million** for health for prepositioning by 3 cluster partners
- The **total amount of funds received by WHO** so far stands at **US\$ 9.1 million**
- **WHO is reaching out to multiple donors but continues to face a funding gap of 94% against the total US\$ 140 million required**

- 
- WHO reiterates its call for the immediate release of all hostages, along with urgent access to each of them and the delivery of medical care
  - WHO appeals for a ceasefire and the unimpeded, safe and sustained access to health and humanitarian assistance for the population of Gaza wherever they are
  - WHO calls for the protection of health facilities, transportation, personnel and patients, and restoration of fuel, electricity, water and supplies delivery