

# Client-server multi-task learning from distributed datasets

Francesco Dinuzzo\*, Gianluigi Pillonetto<sup>†</sup>, and Giuseppe De Nicolao<sup>‡</sup>

## Abstract

A client-server architecture to simultaneously solve multiple learning tasks from distributed datasets is described. In such architecture, each client is associated with an individual learning task and the associated dataset of examples. The goal of the architecture is to perform information fusion from multiple datasets while preserving privacy of individual data. The role of the server is to collect data in real-time from the clients and codify the information in a common database. The information coded in this database can be used by all the clients to solve their individual learning task, so that each client can exploit the informative content of all the datasets without actually having access to private data of others. The proposed algorithmic framework, based on regularization theory and kernel methods, uses a suitable class of “mixed effect” kernels. The new method is illustrated through a simulated music recommendation system.

## 1 Introduction

The solution of learning tasks by joint analysis of multiple datasets is receiving increasing attention in different fields and under various perspectives. Indeed, the information provided by data for a specific task may serve as a domain-specific inductive bias for the others. Combining datasets to solve multiple learning tasks is an approach known in the machine learning literature as *multi-task learning* or *learning to learn* [68, 21, 69, 9, 13, 8, 39]. In this context, the analysis of the *inductive transfer* process and the investigation of general methodologies for the simultaneous learning of multiple tasks are important topics of research. Many theoretical and experimental results support the intuition that, when relationships exist between the tasks, simultaneous learning performs better than separate (single-task) learning [61, 76, 77, 75, 17, 6, 16, 79, 54, 4]. Theoretical results include the extension to the multi-task setting of generalization bounds and the notion of VC-dimension [10, 14, 43] and a methodology for learning multiple tasks exploiting unlabeled data (the so-called semi-supervised setting) [5].

---

\*Francesco Dinuzzo is with Department of Mathematics, University of Pavia, and Risk and Security Study Center, Istituto Universitario di Studi Superiori (IUSS), Pavia, Italy e-mail: francesco.dinuzzo@unipv.it.

<sup>†</sup>Gianluigi Pillonetto is with Department of Information Engineering, University of Padova, Padova, Italy, e-mail: giapi@dei.unipd.it

<sup>‡</sup>Giuseppe De Nicolao is with Department of Computer Engineering and Systems Science, University of Pavia, Pavia, Italy, e-mail: giuseppe.denicolao@unipv.it

Importance of combining datasets is especially evident in biomedicine. In pharmacological experiments, few training examples are typically available for a specific subject due to technological and ethical constraints [20, 35]. This makes hard to formulate and quantify models from experimental data. To obviate this problem, the so-called *population method* has been studied and applied with success since the seventies in pharmacology [63, 12, 78]. Population methods are based on the knowledge that subjects, albeit different, belong to a population of similar individuals, so that data collected in one subject may be informative with respect to the others [72, 50]. Such population approaches belongs to the family of so-called *mixed-effect* statistical methods. In these methods, clinical measurements from different subjects are combined to simultaneously learn individual features of physiological responses to drug administration [64]. Population methods have been applied with success also in other biomedical contexts such as medical imaging and bioinformatics [28, 15]. Classical approaches postulate finite-dimensional nonlinear dynamical systems whose unknown parameters can be determined by means of optimization algorithms [11, 62, 25, 1]. Other strategies include Bayesian estimation with stochastic simulation [74, 41, 29] and nonparametric population methods [27, 42, 46, 47, 48, 51].

Information fusion from different but related datasets is widespread also in econometrics and marketing analysis, where the goal is to learn user preferences by analyzing both user-specific information and information from related users, see e.g. [66, 3, 2, 32]. The so-called *conjoint analysis* aims to determine the features of a product that mostly influence customer's decisions. In the web, collaborative approaches to estimate user preferences have become standard methodologies in many commercial systems and social networks, under the name of *collaborative filtering* or *recommender systems*, see e.g. [58]. Pioneering collaborative filtering systems include Tapestry [30], GroupLens [57, 38], ReferralWeb [36], PHOAKS [67]. More recently, the collaborative filtering problem has been attacked with machine learning methodologies such as Bayesian networks [18], MCMC algorithms [22], mixture models [34], dependency networks [33], maximum margin matrix factorization [65].

Coming back to the machine learning literature, in the single-task context much attention has been given in the last years to non-parametric techniques such as kernel methods [60] and Gaussian processes [56]. These approaches are powerful and theoretically sound, having their mathematical foundations in regularization theory for inverse problems, statistical learning theory and Bayesian estimation [7, 70, 53, 73, 71, 24]. The flexibility of kernel engineering allows for the estimation of functions defined on generic sets from arbitrary sources of data. These methodologies have been recently extended to the multi-task setting. In [26], a general framework to solve multi-task learning problems using kernel methods and regularization has been proposed, relying on the theory of reproducing kernel Hilbert spaces (RKHS) of vector-valued functions [44].

In many applications (e-commerce, social network data processing, recommender systems), real-time processing of examples is required. On-line multi-task learning schemes find their natural application in data mining problems involving very large datasets, and are therefore required to scale well with the number of tasks and examples. In [52], an on-line task-wise algorithm to solve multi-task regression problems has been proposed. The learning problem is formulated in the context of on-line Bayesian estimation, see e.g. [49, 23], within which Gaussian processes with suitable covariance functions are used to char-

acterize a non-parametric mixed-effect model. One of the key features of the algorithm is the capability to exploit shared inputs between the tasks in order to reduce computational complexity. However, the algorithm in [52] has a centralized structure in which tasks are sequentially analyzed, and is not able to address neither architectural issues regarding the flux of information nor privacy protection.

In this paper, multi-task learning from distributed datasets is addressed using a client-server architecture. In our scheme, clients are in a one-to-one correspondence with tasks and their individual database of examples. The role of the server is to collect examples from different clients in order to summarize their informative content. When a new example associated with any task becomes available, the server executes an on-line update algorithm. While in [52] different tasks are sequentially analyzed, the architecture presented in this paper can process examples coming in any order from different learning tasks. The summarized information is stored in a *disclosed database* whose content is available for download enabling each client to compute its own estimate exploiting the informative content of all the other datasets. Particular attention is paid to confidentiality issues, especially valuable in commercial and recommender systems, see e.g. [55, 19]. First, we require that each specific client cannot access other clients data. In addition, individual datasets cannot be reconstructed from the disclosed database. Two kind of clients are considered: *active* and *passive* ones. An active client sends its data to the server, thus contributing to the collaborative estimate. A passive client only downloads information from the disclosed database without sending its data. A regularization problem with a parametric bias term is considered in which a *mixed-effect kernel* is used to exploit relationships between the tasks. Albeit specific, the mixed-effect non-parametric model is quite flexible, and its usefulness has been demonstrated in several works [46, 47, 40, 52].

The paper is organized as follows. Multi-task learning with regularized kernel methods is presented in section 2, in which a class of mixed-effect kernels is also introduced. In section 3, an efficient centralized off-line algorithm for multi-task learning is described that solves the regularization problem of section 2. In section 4, a rather general client-server architecture is described, which is able to efficiently solve online multi-task learning from distributed datasets. The server-side algorithm is derived and discussed in subsection 4.1, while the client-side algorithm for both active and passive clients is derived in subsection 4.2. In section 5, a simulated music recommendation system is employed to test performances of our algorithm. Conclusions (section 6) end the paper. The Appendix contains technical lemmas and proofs.

## Notational preliminaries

- $X$  denotes a generic set with cardinality  $|X|$ .
- A *vector* is an element of  $\mathbf{a} \in X^n$  (an object with one index). Vectors are denoted by lowercase bold characters. Vector components are denoted by the corresponding non-bold letter with a subscript (e.g.  $a_i$  denotes the  $i$ -th component of  $\mathbf{a}$ ).
- A *matrix* is an element of  $\mathbf{A} \in X^{n \times m}$  (an object with two indices). Matrices are denoted by uppercase bold characters. Matrix entries are denoted

by the corresponding non-bold letter with two subscript (e.g.  $A_{ij}$  denotes the entry of place  $(i, j)$  of  $\mathbf{A}$ ).

- Vectors  $\mathbf{y} \in \mathbb{R}^n$  are associated with column matrices, unless otherwise specified.
- For all  $n \in \mathbb{N}$ , let  $[n] := \{1, 2, \dots, n\}$ .
- Let  $\mathbf{I}$  denote the identity matrix of suitable dimension.
- Let  $\mathbf{e}_i \in \mathbb{R}^n$  denote the  $i$ -th element of the canonical basis of  $\mathbb{R}^n$  (all zeros with 1 in position  $i$ ):

$$\mathbf{e}_i := (0 \quad \cdots \quad 1 \quad \cdots \quad 0)^T.$$

- An  $(n, p)$  *index vector* is an object  $\mathbf{k} \in [n]^p$ .
- Given a vector  $\mathbf{a} \in X^n$  and an  $(n, p)$  index vector  $\mathbf{k}$ , let

$$\mathbf{a}(\mathbf{k}) := (a_{k_1} \quad \cdots \quad a_{k_p}) \in X^p.$$

- Given a matrix  $\mathbf{A} \in X^{n \times m}$  and two index vectors  $\mathbf{k}^1$  e  $\mathbf{k}^2$ , that are  $(n, p_1)$  and  $(m, p_2)$ , respectively, let

$$\mathbf{A}(\mathbf{k}^1, \mathbf{k}^2) := \begin{pmatrix} A_{k_1^1 k_1^2} & \cdots & A_{k_1^1 k_{p_2}^2} \\ \vdots & \ddots & \vdots \\ A_{k_{p_1}^1 k_1^2} & \cdots & A_{k_{p_1}^1 k_{p_2}^2} \end{pmatrix} \in X^{p_1 \times p_2}.$$

- Finally, let

$$\mathbf{A}(:, \mathbf{k}^2) := \mathbf{A}([n], \mathbf{k}^2), \quad \mathbf{A}(\mathbf{k}^1, :) := \mathbf{A}(\mathbf{k}^1, [m]).$$

Notice that vectors, as defined in this paper, are not necessarily elements of a vector space. The definition of “vector” adopted in this paper is similar to that used in standard object-oriented programming languages such as C++.

## 2 Problem formulation

Let  $m \in \mathbb{N}$  denote the total number of tasks. For the task  $j$ , a vector of  $\ell_j$  input-output pairs  $\mathbf{S}^j \in (X \times \mathbb{R})^{\ell_j}$  is available:

$$\mathbf{S}^j := ( (x_{1j}, y_{1j}) \quad \cdots \quad (x_{\ell_j j}, y_{\ell_j j}) ),$$

sampled from a distribution  $P_j$  on  $X \times \mathbb{R}$ . The aim of a multi-task regression problem is learning  $m$  functions  $f_j : X \rightarrow \mathbb{R}$ , such that expected errors with respect to some *loss function*  $L$

$$\int_{X \times \mathbb{R}} L(y, f_j(x)) dP_j$$

are small.

*Task-labeling* is a simple technique to reduce multi-task learning problems to single-task ones. Task-labels are integers  $t_i$  that identify a specific task, say  $t_i \in [m]$ . The overall dataset can be viewed as a set of triples  $\mathbf{S} \in ([m] \times X \times \mathbb{R})^\ell$ , where  $\ell := \sum_{j=1}^m \ell_j$  is the overall number of examples:

$$\mathbf{S} := ( (t_1, x_1, y_1) \cdots (t_\ell, x_\ell, y_\ell) ).$$

Thus, we can learn a single scalar-valued function defined over an input space enlarged with the task-labels  $f : X \times [m] \rightarrow \mathbb{R}$ . The correspondence between the dataset  $\mathbf{S}_j$  and  $\mathbf{S}$  is recovered through an  $(\ell, \ell_j)$  index vector  $\mathbf{k}^j$  such that

$$t_{k_i^j} = j, \quad i \in [\ell_j].$$

Let  $\mathcal{H}$  denote an RKHS of functions defined on the enlarged input space  $X \times [m]$  with kernel  $K$ , and  $\mathcal{B}$  denote a  $d$ -dimensional *bias*-space. Solving the multi-task learning problem by regularized kernel methods amounts to finding  $\hat{f} \in \mathcal{H} + \mathcal{B}$ , such that

$$\hat{f} = \arg \min_{f \in \mathcal{H} + \mathcal{B}} \left( \sum_{i=1}^{\ell} V_i(y_i, f(x_i, t_i)) + \frac{\lambda}{2} \|P_{\mathcal{H}} f\|_{\mathcal{H}}^2 \right), \quad (1)$$

where  $V_i : \mathbb{R} \times \mathbb{R} \rightarrow \mathbb{R}$  are suitable loss functions,  $\lambda \geq 0$  is the regularization parameter and  $P_{\mathcal{H}}$  is the projection operator into  $\mathcal{H}$ . In this paper, the focus is on the *mixed effect kernels*, with the following structure:

$$K(x_1, t_1, x_2, t_2) = \alpha \bar{K}(x_1, x_2) + (1 - \alpha) \sum_{j=1}^m K_T^j(t_1, t_2) \tilde{K}^j(x_1, x_2). \quad (2)$$

where

$$0 \leq \alpha \leq 1.$$

Kernels  $\bar{K}$  and  $\tilde{K}^j$  are defined on  $X \times X$  and can possibly be all distinct. On the other hand,  $K_T^j$  are “selector” kernels defined on  $[m] \times [m]$  as

$$K_T^j(t_1, t_2) = \begin{cases} 1, & t_1 = t_2 = j; \\ 0, & \text{otherwise} \end{cases}$$

Kernels  $K_T^j$  are not strictly positive. Assume that  $\mathcal{B}$  is spanned by functions  $\{\alpha \psi_i\}_1^d$ . Of course, this is the same of using  $\{\psi_i\}_1^d$  when  $\alpha \neq 0$ . However, weighting the basis functions by  $\alpha$  is convenient to recover the separate approach ( $\alpha = 0$ ) by continuity. Usually, the dimension  $d$  is relatively low. A common choice might be  $d = 1$  with  $\psi_1 = \alpha$ , that is  $\mathcal{B}$  is simply the space of constant functions, useful to make the learning method translation-invariant.

Under rather general hypotheses for the loss function  $V$ , the representer theorem, see e.g. [37], [59] gives the following expression for the optimum  $\hat{f}$ :

$$\begin{aligned} \hat{f}(x, t) = & \alpha \left( \sum_{i=1}^{\ell} a_i \bar{K}(x_i, x) + \sum_{i=1}^d b_i \psi_i(x) \right) \\ & + (1 - \alpha) \sum_{i=1}^{\ell} \sum_{j=1}^m a_i K_T^j(t_i, t) \tilde{K}^j(x_i, x). \end{aligned}$$

The estimate  $\hat{f}_j$  is defined to be the function obtained by plugging the corresponding task-label  $t = j$  in the previous expression. As a consequence of the structure of  $K$ , the expression of  $\hat{f}_j$  decouples into two parts:

$$\hat{f}_j(x) := \hat{f}(x, j) = \bar{f}(x) + \tilde{f}_j(x), \quad (3)$$

where

$$\begin{aligned} \bar{f}(x) &= \alpha \left( \sum_{i=1}^{\ell} a_i \bar{K}(x_i, x) + \sum_{i=1}^d b_i \psi_i(x) \right), \\ \tilde{f}_j(x) &= (1 - \alpha) \sum_{i \in \mathbf{k}^j} a_i \tilde{K}^j(x_i, x). \end{aligned}$$

Function  $\bar{f}$  is independent of  $j$  and can be regarded as a sort of *average task*, whereas  $\tilde{f}_j$  is a non-parametric *individual shift*. The value  $\alpha$  is related to the “shrinking” of the individual estimates toward the average task. When  $\alpha = 1$ , the same function is learned for all the tasks, as if all examples referred to an unique task (*pooled* approach). On the other hand, when  $\alpha = 0$ , all the tasks are learned independently (*separate* approach), as if tasks were not related at all.

Throughout this paper, the problem is specialized to the case of (weighted) squared loss functions

$$V_i(y, f(x, t)) = \frac{1}{2w_i} (y - f(x, t))^2,$$

where  $\mathbf{w} \in \mathbb{R}_+^{\ell}$  denote a weight vector. For squared loss functions, coefficient vectors  $\mathbf{a}$  and  $\mathbf{b}$  can be obtained by solving the linear system [73]

$$\begin{pmatrix} \mathbf{K} + \lambda \mathbf{W} & \boldsymbol{\Psi} \\ \boldsymbol{\Psi}^T & \mathbf{0} \end{pmatrix} \begin{pmatrix} \mathbf{a} \\ \alpha \mathbf{b} \end{pmatrix} = \begin{pmatrix} \mathbf{y} \\ \mathbf{0} \end{pmatrix} \quad (4)$$

where

$$\begin{aligned} \mathbf{W} &= \text{diag}(\mathbf{w}), \\ \mathbf{K} &= \left( \alpha \bar{\mathbf{K}} + (1 - \alpha) \sum_{j=1}^m \mathbf{I}(:, \mathbf{k}^j) \tilde{\mathbf{K}}^j(\mathbf{k}^j, \mathbf{k}^j) \mathbf{I}(\mathbf{k}^j, :) \right), \\ \bar{K}_{ij} &= \bar{K}(x_i, x_j), \quad \tilde{K}_{ij}^k = \tilde{K}^k(x_i, x_j), \quad \Psi_{ij} = \psi_j(x_i). \end{aligned}$$

For  $\alpha = 0$ , vector  $\mathbf{b}$  is not well determined. The linear system can be also solved via *back-fitting* on the residual generated by the parametric bias estimate:

$$\alpha \left[ \boldsymbol{\Psi}^T (\mathbf{K} + \lambda \mathbf{W})^{-1} \boldsymbol{\Psi} \right] \mathbf{b} = \boldsymbol{\Psi}^T (\mathbf{K} + \lambda \mathbf{W})^{-1} \mathbf{y}, \quad (5)$$

$$(\mathbf{K} + \lambda \mathbf{W}) \mathbf{a} = \mathbf{y} - \alpha \boldsymbol{\Psi} \mathbf{b}. \quad (6)$$

### 3 Complexity reduction

In many applications of multi-task learning, some or all of the input data  $x_i$  are shared between the tasks so that the number of different basis functions appearing in the expansion (3) may be considerably less than  $\ell$ . As explained below, this feature can be exploited to derive efficient incremental online algorithms for multi-task learning. Introduce the vector of *unique inputs*

$$\check{\mathbf{x}} \in X^n, \quad \text{such that} \quad \check{x}_i \neq \check{x}_j, \quad \forall i \neq j,$$

where  $n < \ell$  denote the number of unique inputs. For each task  $j$ , a new  $(n, \ell_j)$  index vector  $\mathbf{h}^j$  can be defined such that

$$x_{ij} = \check{x}_{h_i^j}, \quad i \in [\ell_j].$$

Let also

$$\mathbf{a}^j := \mathbf{a}(\mathbf{k}^j), \quad \mathbf{y}^j := \mathbf{y}(\mathbf{k}^j), \quad \mathbf{w}^j := \mathbf{w}(\mathbf{k}^j).$$

The information contained in the index vectors  $\mathbf{h}^j$  is equivalently represented through a binary matrix  $\mathbf{P} \in \{0, 1\}^{\ell \times n}$ , such that

$$\mathbf{P}_{ij} = \begin{cases} 1, & x_i = \check{x}_j \\ 0, & \text{otherwise.} \end{cases}$$

We have the following decompositions:

$$\check{\mathbf{a}} := \mathbf{P}^T \mathbf{a}, \quad \overline{\mathbf{K}} = \mathbf{P} \check{\mathbf{K}} \mathbf{P}^T, \quad \check{\mathbf{K}} := \mathbf{L} \mathbf{D} \mathbf{L}^T, \quad \check{\Psi} = \mathbf{P} \check{\Psi}, \quad (7)$$

where  $\mathbf{L} \in \mathbb{R}^{n \times r}$ ,  $\mathbf{D} \in \mathbb{R}^{r \times r}$  are suitable rank- $r$  factors,  $\mathbf{D}$  is diagonal, and  $\mathbf{L} \mathbf{D} \mathbf{L}^T \in \mathbb{R}^{n \times n}$ .  $\check{\mathbf{K}} \in \mathbb{R}^{n \times n}$  is a kernel matrix associated with the condensed input set  $\check{\mathbf{x}}$ :  $\check{K}_{ij} = \overline{K}(\check{x}_i, \check{x}_j)$ ,  $\check{\Psi} \in \mathbb{R}^{n \times d}$ ,  $\check{\Psi}_{ij} = \psi_j(\check{x}_i)$ . If  $\overline{K}$  is strictly positive, we can assume  $r = n$  and  $\mathbf{L}$  can be taken as a lower triangular matrix, see e.g. [31].

Solution (3) can be rewritten in a compact form:

$$\begin{aligned} \hat{f}_j(x) = & \alpha \left( \sum_{i=1}^n \check{a}_i \overline{K}(\check{x}_i, x) + \sum_{i=1}^d b_i \psi_i(x) \right) \\ & + (1 - \alpha) \sum_{i=1}^{\ell_j} a_i^j \tilde{K}^j(\check{x}_{h_i^j}, x). \end{aligned}$$

Introduce the following ‘‘compatibility condition’’ between kernel  $\overline{K}$  and the bias space  $\mathcal{B}$ .

**Assumption 1** *There exists  $\mathbf{M} \in \mathbb{R}^{r \times d}$  such that*

$$\mathbf{L} \mathbf{D} \mathbf{M} = \check{\Psi}.$$

Assumption 1 is automatically satisfied in the no-bias case or when  $\overline{K}$  is strictly positive.

The next result shows that coefficients  $\mathbf{a}$  and  $\mathbf{b}$  can be obtained by solving a system of linear equations involving only ‘‘small-sized’’ matrices so that complexity depends on the number of unique inputs rather than the total number of examples.

---

**Algorithm 1** Centralized off-line algorithm.

---

```

1:  $\mathbf{R} \leftarrow \mathbf{0}$ 
2: for  $j = 1 : m$  do
3:    $\mathbf{R}^j \leftarrow \left[ (1 - \alpha)\tilde{\mathbf{K}}^j(\mathbf{k}^j, \mathbf{k}^j) + \lambda\mathbf{W}(\mathbf{k}^j, \mathbf{k}^j) \right]^{-1}$ 
4:    $\mathbf{R} \leftarrow \mathbf{R} + \mathbf{I}([\ell], \mathbf{k}^j)\mathbf{R}^j\mathbf{I}(\mathbf{k}^j, [\ell])$ 
5: end for
6: if  $\alpha \neq 0$  then
7:   Compute factors  $\mathbf{L}, \mathbf{D}, \mathbf{M}$ 
8:    $\check{\mathbf{y}} \leftarrow \mathbf{L}^T\mathbf{P}^T\mathbf{R}\mathbf{y}$ 
9:    $\mathbf{H} \leftarrow (\mathbf{D}^{-1} + \alpha\mathbf{L}^T\mathbf{P}^T\mathbf{R}\mathbf{P}\mathbf{L})^{-1}$ 
10:   $\mathbf{b} \leftarrow$  Solution to  $(\mathbf{M}^T(\mathbf{D} - \mathbf{H})\mathbf{M})\mathbf{b} = \mathbf{M}^T\mathbf{H}\check{\mathbf{y}}$ 
11:   $\mathbf{a} \leftarrow \mathbf{R}[\mathbf{y} - \alpha\mathbf{P}\mathbf{L}\mathbf{H}(\check{\mathbf{y}} + \mathbf{M}\mathbf{b})]$ 
12: else
13:    $\mathbf{a} = \mathbf{R}\mathbf{y}$ 
14: end if

```

---

**Theorem 1** *Let Assumption 1 hold. Coefficient vectors  $\mathbf{a}$  and  $\mathbf{b}$  can be evaluated through Algorithm 1. For  $\alpha = 0$ ,  $\mathbf{b}$  is undetermined.*

Algorithm 1 is an off-line (centralized) procedure whose computational complexity scales with  $O(n^3m + d^3)$ . In the following section, a client-server on-line version of Algorithm 1 will be derived that preserves this complexity bound. Typically, this is much better than  $O((\ell + d)^3)$ , the worst-case complexity of directly solving (4).

## 4 A client-server online algorithm

Now, we are ready to describe the structure of the client-server algorithm. It is assumed that each client is associated with a different task. The role of the server is twofold:

1. *Collecting* triples  $(x_i, y_i, w_i)$  (input-output-weight) from the clients and updating on-line all matrices and coefficients needed to compute estimates for all the tasks.
2. *Publishing* sufficient information so that any client (task)  $j$  can independently compute its estimate  $\hat{f}_j$ , possibly without sending data to the server.

On the other hand, each client  $j$  can perform two kind of operations:

1. *Sending* triples  $(x_i, y_i, w_i)$  to the server.
2. *Receiving* information from the server sufficient to compute its own estimate  $\hat{f}_j$ .

It is required that each client can neither access other clients data nor reconstruct their individual estimates. We have the following scheme:

- Undisclosed Information:  $\mathbf{h}^j, \mathbf{y}^j, \mathbf{w}^j, \mathbf{R}^j$ , for  $j \in [m]$ .
- Disclosed Information:  $\check{\mathbf{x}}, \check{\mathbf{y}}, \mathbf{H}$ .



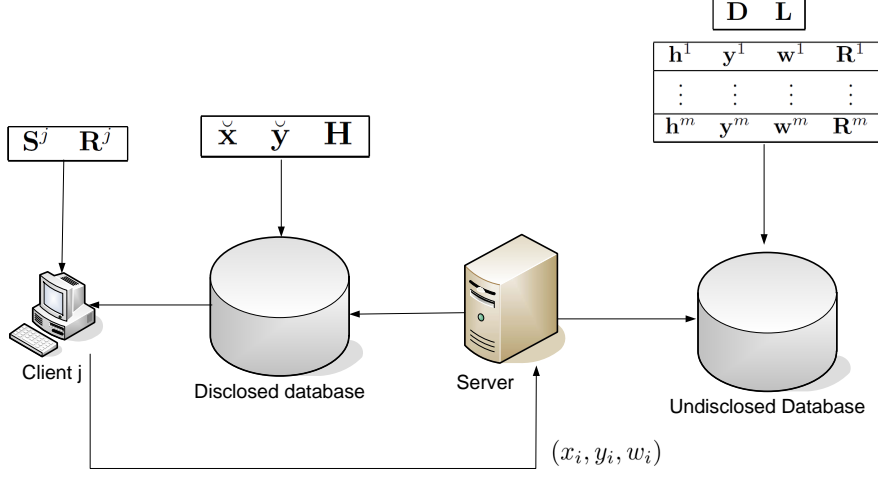


Figure 1: The client-server scheme.

#### 4.1 Server side

In order to formulate the algorithm in compact form, it is useful to introduce the functions “find”, “ker” and “bias”. Let

$$A(x) := \{i : x_i = x\}.$$

For any  $p, q \in \mathbb{N}$ ,  $x \in X$ ,  $\mathbf{x} \in X^p$ ,  $\mathbf{y} \in X^q$ , let

$$\begin{aligned} \text{find} : X \times X^p &\rightarrow [p+1] \\ \text{find}(x, \mathbf{x}) &= \begin{cases} p+1, & A(x) = \emptyset, \\ \min A(x), & A(x) \neq \emptyset. \end{cases} \\ \text{ker}(\cdot, \cdot; K) : X^p \times X^q &\rightarrow \mathbb{R}^{p \times q} \\ \text{ker}(\mathbf{x}, \mathbf{y}; K)_{ij} &= K(x_i, y_j) \\ \text{bias} : X^p &\rightarrow \mathbb{R}^{p \times d} \\ \text{bias}(\mathbf{x})_{ij} &= \psi_j(x_i). \end{aligned}$$

The complete computational scheme is reported in Algorithm 2. The initialization is defined by resorting to empty matrices whose manipulation rules can be found in [45]. In particular,  $\mathbf{h}^j$ ,  $\mathbf{y}^j$ ,  $\mathbf{w}^j$ ,  $\mathbf{R}^j$ ,  $\mathbf{D}$ ,  $\mathbf{L}$ ,  $\mathbf{M}$ ,  $\check{\mathbf{x}}$ ,  $\check{\mathbf{y}}$ ,  $\mathbf{H}$  are all initialized to empty matrix. In this respect, it is assumed that functions “ker” and “bias” return an empty matrix as output, when applied to empty matrices.

Algorithm 2 is mainly based on the use of matrix factorizations and matrix manipulation lemmas in the Appendix. The rest of this subsection is an extensive proof devoted to show that Algorithm 2 correctly updates all the relevant quantities when a new triple  $(x_i, y_i, w_i)$  becomes available from task  $j$ . Three cases are possible:

1. The input  $x_i$  is already among the inputs of task  $j$ .
2. The input  $x_i$  is not among the inputs of task  $j$ , but can be found in the common database  $\check{\mathbf{x}}$ .

---

**Algorithm 2** Server: receive  $(x_i, y_i, w_i)$  from client  $j$  and update the database.

---

```

1:  $s = \text{find}(x_i, \check{\mathbf{x}})$ 
2: if  $(s = n + 1)$  then
3:    $n \leftarrow n + 1,$ 
4:    $\check{\mathbf{x}} \leftarrow \begin{pmatrix} \check{\mathbf{x}} & x_i \end{pmatrix},$ 
5:    $\check{\mathbf{y}} \leftarrow \begin{pmatrix} \check{\mathbf{y}} \\ 0 \end{pmatrix},$ 
6:    $\bar{\mathbf{k}} \leftarrow \text{ker}(x_i, \check{\mathbf{x}}; \bar{K}),$ 
7:    $\boldsymbol{\psi} \leftarrow \text{bias}(x_i),$ 
8:    $\mathbf{r} \leftarrow \text{Solution to } \mathbf{LDr} = \bar{\mathbf{k}}([n - 1]),$ 
9:    $\beta \leftarrow \bar{k}_n - \mathbf{r}^T \mathbf{Dr},$ 
10:   $\mathbf{M} \leftarrow \begin{pmatrix} \mathbf{M} \\ \beta^{-1}(\boldsymbol{\psi} - \mathbf{r}^T \mathbf{DM}) \end{pmatrix},$ 
11:   $\mathbf{H} \leftarrow \begin{pmatrix} \mathbf{H} & \mathbf{0} \\ \mathbf{0}^T & \beta \end{pmatrix}$ 
12:   $\mathbf{D} \leftarrow \begin{pmatrix} \mathbf{D} & \mathbf{0} \\ \mathbf{0} & \beta \end{pmatrix}$ 
13:   $\mathbf{L} \leftarrow \begin{pmatrix} \mathbf{L} & \mathbf{0} \\ \mathbf{r}^T & 1 \end{pmatrix}$ 
14: end if
15:  $p = \text{find}(x_i, \check{\mathbf{x}}(\mathbf{h}^j))$ 
16: if  $(p = \ell_j + 1)$  then
17:    $\ell_j \leftarrow \ell_j + 1$ 
18:    $\mathbf{h}^j \leftarrow \begin{pmatrix} \mathbf{h}^j & s \end{pmatrix}$ 
19:    $\mathbf{y}^j \leftarrow \begin{pmatrix} \mathbf{y}^j \\ y_i \end{pmatrix}$ 
20:    $\mathbf{w}^j \leftarrow \begin{pmatrix} \mathbf{w}^j \\ w_i \end{pmatrix}$ 
21:    $\tilde{\mathbf{k}} \leftarrow (1 - \alpha) \cdot \text{ker}(x_i, \check{\mathbf{x}}(\mathbf{h}^j); \tilde{K}^j),$ 
22:    $\mathbf{u} \leftarrow \begin{pmatrix} \mathbf{R}^j \tilde{\mathbf{k}}([\ell_j - 1]) \\ -1 \end{pmatrix}$ 
23:    $\gamma \leftarrow 1 / (\lambda w_i - \mathbf{u}^T \tilde{\mathbf{k}}).$ 
24:    $\mu \leftarrow \gamma \mathbf{u}^T \mathbf{y}^j,$ 
25:    $\mathbf{R}^j \leftarrow \begin{pmatrix} \mathbf{R}^j & \mathbf{0} \\ \mathbf{0}^T & 0 \end{pmatrix}$ 
26: else
27:    $\mathbf{u} \leftarrow \mathbf{R}^j(:, p),$ 
28:    $w_p^j \leftarrow w_p^j w_i / (w_p^j + w_i),$ 
29:    $y_p^j \leftarrow y_p^j + \frac{w_i^j}{w_i} (y_i - y_p^j),$ 
30:    $\gamma \leftarrow [\lambda (w_p^j)^2 / (w_i - w_p^j) - R_{pp}^j]^{-1},$ 
31:    $\mu \leftarrow w_p^j (y_i - y_p^j) / (w_i - w_p^j) + \gamma \mathbf{u}^T \mathbf{y}^j,$ 
32: end if
33:  $\mathbf{R}^j \leftarrow \mathbf{R}^j + \gamma \mathbf{u} \mathbf{u}^T$ 
34:  $\mathbf{v} \leftarrow \mathbf{L}^T(:, \mathbf{h}^j) \mathbf{u}$ 
35:  $\mathbf{z} \leftarrow \mathbf{H} \mathbf{v},$ 
36:  $\check{\mathbf{y}} \leftarrow \check{\mathbf{y}} + \mu \mathbf{v},$ 
37:  $\mathbf{H} \leftarrow \mathbf{H} - \frac{\mathbf{z} \mathbf{z}^T}{(\alpha \gamma)^{-1} + \mathbf{v}^T \mathbf{z}}.$ 

```

---

3. The input  $x_i$  is new.

#### 4.1.1 Case 1: repetition within inputs of task $j$

The input  $x_i$  has been found in  $\check{\mathbf{x}}(\mathbf{h}^j)$ , so that it is also present in  $\check{\mathbf{x}}$ . Thus, we have

$$s \neq n + 1, \quad p \neq \ell_j + 1,$$

and the flow of Algorithm 2 can be equivalently reorganized as in Algorithm 3.

---

#### Algorithm 3 Server (Case 1).

---

- 1:  $s = \text{find}(x_i, \check{\mathbf{x}})$
  - 2:  $p = \text{find}(x_i, \check{\mathbf{x}}(\mathbf{h}^j))$
  - 3:  $w_p^j \leftarrow w_p^j w_i / (w_p^j + w_i)$ ,
  - 4:  $y_p^j \leftarrow y_p^j + \frac{w_p^j}{w_i} (y_i - y_p^j)$ ,
  - 5:  $\gamma \leftarrow [\lambda(w_p^j)^2 / (w_i - w_p^j) - R_{pp}^j]^{-1}$ ,
  - 6:  $\mathbf{u} \leftarrow \mathbf{R}^j(:, p)$ ,
  - 7:  $\mathbf{R}^j \leftarrow \mathbf{R}^j + \gamma \mathbf{u} \mathbf{u}^T$
  - 8:  $\mu \leftarrow w_p^j (y_i - y_p^j) / (w_i - w_p^j) + \gamma \mathbf{u}^T \mathbf{y}^j$ ,
  - 9:  $\mathbf{v} \leftarrow \mathbf{L}^T(:, \mathbf{h}^j) \mathbf{u}$
  - 10:  $\check{\mathbf{y}} \leftarrow \check{\mathbf{y}} + \mu \mathbf{v}$ ,
  - 11:  $\mathbf{z} \leftarrow \mathbf{H} \mathbf{v}$ ,
  - 12:  $\mathbf{H} \leftarrow \mathbf{H} - \frac{\mathbf{z} \mathbf{z}^T}{(\alpha \gamma)^{-1} + \mathbf{v}^T \mathbf{z}}$ .
- 

Let  $r$  denote the number of triples of the type  $(x, y_i, w_i)$  belonging to task  $j$ . These data can be replaced by a single triple  $(x, y, w)$  without changing the output of the algorithm. Let

$$w := \left( \sum_{i=1}^r \frac{1}{w_i} \right)^{-1}, \quad y := w \sum_{i=1}^r \frac{y_i}{w_i},$$

The part of the empirical risk regarding these data can be rewritten as

$$\begin{aligned} & \sum_{i=1}^r \frac{(y_i - f_j(x))^2}{2w_i} \\ &= \frac{1}{2} \left( \sum_{i=1}^r \frac{y_i^2}{w_i} - 2f_j(x) \sum_{i=1}^r \frac{y_i}{w_i} + f_j(x)^2 \sum_{i=1}^r \frac{1}{w_i} \right) \\ &= \frac{(f_j(x)^2 - 2f_j(x)y)}{2w} + \sum_{i=1}^r \frac{y_i^2}{2w_i} \\ &= \frac{(y - f_j(x))^2}{2w} + A, \end{aligned}$$

where  $A$  is a constant independent of  $f$ . To recursively update  $w$  and  $y$  when a

repetition is detected, notice that

$$\begin{aligned} w^{r+1} &= \left( \sum_{i=1}^{r+1} \frac{1}{w_i} \right)^{-1} = \left( \frac{1}{w^r} + \frac{1}{w_{r+1}} \right)^{-1} = \frac{w^r w_{r+1}}{w^r + w_{r+1}}, \\ y^{r+1} &= w^{r+1} \sum_{i=1}^{r+1} \frac{y_i}{w_i} = \left( \frac{1}{w^r} + \frac{1}{w_{r+1}} \right)^{-1} \left( \frac{y^r}{w^r} + \frac{y_{r+1}}{w_{r+1}} \right) \\ &= y^r + \frac{w^r}{w_i} (y_i - y^r). \end{aligned}$$

By applying these formulas to the  $p$ -th data of task  $j$ , lines 3, 4 of Algorithm 3 are obtained. To check that  $\mathbf{R}^j$  is correctly updated by lines 5, 6, 7 of Algorithm 3 just observe that, taking into account the definition of  $\mathbf{R}^j$  and applying Lemma 1, we have:

$$\begin{aligned} & \left( (1 - \alpha) \tilde{\mathbf{K}}^j(\mathbf{h}^j, \mathbf{h}^j) + \lambda \mathbf{W}(\mathbf{h}^j, \mathbf{h}^j) - \frac{\lambda \mathbf{e}_p \mathbf{e}_p^T (w_p^j)^2}{(w_i - w_p^j)} \right)^{-1} \\ &= \mathbf{R}^j + \frac{\mathbf{R}^j \mathbf{e}_p \mathbf{e}_p^T \mathbf{R}^j}{\lambda (w_p^j)^2 / (w_i - w_p^j) - \mathbf{e}_p^T \mathbf{R}^j \mathbf{e}_p} \\ &= \mathbf{R}^j + \gamma \mathbf{u} \mathbf{u}^T. \end{aligned}$$

Consider now the update of  $\check{\mathbf{y}}$ . Since  $\mathbf{y}^j$  has already been updated, the previous  $\mathbf{y}^j$  is given by

$$\mathbf{y}^j - \mathbf{e}_p \Delta y_p^j,$$

where the variation  $\Delta y_p^j$  of  $y_p^j$  can be expressed as

$$\Delta y_p^j = w_p^j \frac{y_i - y_p^j}{w_i - w_p^j}.$$

Recalling the definition of  $\check{\mathbf{y}}$  in Algorithm 1, and line 7 of Algorithm 3, we have

$$\check{\mathbf{y}} \leftarrow \mathbf{L}^T \left( \sum_{k \neq j}^m \mathbf{I}(:, \mathbf{h}^k) \mathbf{R}^k \mathbf{y}^k + \mathbf{I}(:, \mathbf{h}^j) (\mathbf{R}^j + \gamma \mathbf{u} \mathbf{u}^T) \mathbf{y}^j \right).$$

By adding and subtracting  $\Delta y_p^j \mathbf{e}_p$ , using the definition of  $\mu$  in line 8,

$$\begin{aligned} & (\mathbf{R}^j + \gamma \mathbf{u} \mathbf{u}^T) \mathbf{y}^j \\ &= \mathbf{R}^j (\mathbf{y}^j - \Delta y_p^j \mathbf{e}_p) + (\Delta y_p^j + \gamma (\mathbf{u}^T \mathbf{y}^j)) \mathbf{u} \\ &= \mathbf{R}^j (\mathbf{y}^j - \Delta y_p^j \mathbf{e}_p) + \mu \mathbf{u}. \end{aligned}$$

Hence,

$$\check{\mathbf{y}} \leftarrow \check{\mathbf{y}} + \mu \mathbf{L}^T(:, \mathbf{h}^j) \mathbf{u}$$

By defining  $\mathbf{v}$  as in line 9 of Algorithm 3, the update of line 10 is obtained. Finally, we show that  $\mathbf{H}$  is correctly updated. Let

$$\mathbf{F} := \alpha \mathbf{L}^T \mathbf{P}^T \mathbf{R} \mathbf{P} \mathbf{L}.$$

Then, from the definition of  $\mathbf{H}$  it follows that

$$\mathbf{H} = (\mathbf{D}^{-1} + \mathbf{F})^{-1}.$$

In view of lines 7,9 of Algorithm 3,

$$\mathbf{F} \leftarrow \mathbf{F} + \alpha\gamma\mathbf{v}\mathbf{v}^T,$$

so that

$$\mathbf{H} \leftarrow (\mathbf{H}^{-1} + \alpha\gamma\mathbf{v}\mathbf{v}^T)^{-1}.$$

By Lemma 1, lines 11, 12 are obtained.

#### 4.1.2 Case 2: repetition in $\check{\mathbf{x}}$ .

Since  $x_i$  belongs to  $\check{\mathbf{x}}$  but not to  $\check{\mathbf{x}}(\mathbf{h}^j)$ , we have

$$s \neq n + 1, \quad p = \ell_j + 1.$$

The flow of Algorithm 2 can be organized as in Algorithm 4.

---

#### Algorithm 4 Server (Case 2)

---

- 1:  $s = \text{find}(x_i, \check{\mathbf{x}})$
  - 2:  $p = \text{find}(x_i, \check{\mathbf{x}}(\mathbf{h}^j))$
  - 3:  $\ell_j \leftarrow \ell_j + 1$
  - 4:  $\mathbf{h}^j \leftarrow \begin{pmatrix} \mathbf{h}^j & s \end{pmatrix}$
  - 5:  $\mathbf{y}^j \leftarrow \begin{pmatrix} \mathbf{y}^j \\ y_i \end{pmatrix}$
  - 6:  $\mathbf{w}^j \leftarrow \begin{pmatrix} \mathbf{w}^j \\ w_i \end{pmatrix}$
  - 7:  $\tilde{\mathbf{k}} \leftarrow (1 - \alpha) \cdot \ker(x_i, \check{\mathbf{x}}(\mathbf{h}^j); \tilde{K}^j)$ ,
  - 8:  $\mathbf{u} \leftarrow \begin{pmatrix} \mathbf{R}^j \tilde{\mathbf{k}}([\ell_j - 1]) \\ -1 \end{pmatrix}$
  - 9:  $\gamma \leftarrow 1 / (\lambda w_i - \mathbf{u}^T \tilde{\mathbf{k}})$ .
  - 10:  $\mathbf{R}^j \leftarrow \begin{pmatrix} \mathbf{R}^j & \mathbf{0} \\ \mathbf{0}^T & 0 \end{pmatrix} + \gamma \mathbf{u}\mathbf{u}^T$
  - 11:  $\mathbf{v} \leftarrow \mathbf{L}^T(:, \mathbf{h}^j) \mathbf{u}$
  - 12:  $\mu \leftarrow \gamma \mathbf{u}^T \mathbf{y}^j$ ,
  - 13:  $\check{\mathbf{y}} \leftarrow \check{\mathbf{y}} + \mu \mathbf{v}$ ,
  - 14:  $\mathbf{z} \leftarrow \mathbf{H}\mathbf{v}$ ,
  - 15:  $\mathbf{H} \leftarrow \mathbf{H} - \frac{\mathbf{z}\mathbf{z}^T}{(\alpha\gamma)^{-1} + \mathbf{v}^T \mathbf{z}}$ .
- 

First, vectors  $\mathbf{h}^j$ ,  $\mathbf{y}^j$  and  $\mathbf{w}^j$  must be properly enlarged as in lines 3-6. Recalling the definition of  $\mathbf{R}^j$ , we have:

$$(\mathbf{R}^j)^{-1} \leftarrow \begin{pmatrix} (\mathbf{R}^j)^{-1} & \tilde{\mathbf{k}}([\ell_j - 1]) \\ \tilde{\mathbf{k}}([\ell_j - 1])^T & \tilde{k}_{\ell_j} + \lambda w_i \end{pmatrix}$$

The update for  $\mathbf{R}^j$  in lines 7-10 is obtained by applying Lemma 2 with  $\mathbf{A} = (\mathbf{R}^j)^{-1}$ .

Consider now the update of  $\check{\mathbf{y}}$ . Recall that  $\mathbf{h}^j$  and  $\mathbf{y}^j$  have already been updated. By the definition of  $\check{\mathbf{y}}$  and in view of line 10 of Algorithm 4, we have

$$\begin{aligned}\check{\mathbf{y}} &\leftarrow \mathbf{L}^T \sum_{k \neq j}^m \mathbf{I}(:, \mathbf{h}^k) \mathbf{R}^k \mathbf{y}^k \\ &\quad + \mathbf{L}^T \mathbf{I}(:, \mathbf{h}^j) \left[ \begin{pmatrix} \mathbf{R}^j & \mathbf{0} \\ \mathbf{0}^T & 0 \end{pmatrix} + \gamma \mathbf{u} \mathbf{u}^T \right] \mathbf{y}^j \\ &= \check{\mathbf{y}} + \gamma (\mathbf{u}^T \mathbf{y}^j) \mathbf{L}^T \mathbf{I}(:, \mathbf{h}^j) \mathbf{u}.\end{aligned}$$

The update in lines 11-13 immediately follows. Finally, the update in lines 14-15 for  $\mathbf{H}$  is obtained by applying Lemma 2 as in Case 1.

#### 4.1.3 Case 3: $x_i$ is a new input.

---

##### Algorithm 5 Server (Case 3)

---

- 1:  $n \leftarrow n + 1$
  - 2:  $\check{\mathbf{x}} \leftarrow \begin{pmatrix} \check{\mathbf{x}} & x_i \end{pmatrix}$ .
  - 3:  $\bar{\mathbf{k}} \leftarrow \ker(x_i, \check{\mathbf{x}}; \bar{K})$ ,
  - 4:  $\mathbf{r} \leftarrow \text{Solution to } \mathbf{L} \mathbf{D} \mathbf{r} = \bar{\mathbf{k}}([n-1])$ ,
  - 5:  $\beta \leftarrow \bar{k}_n - \mathbf{r}^T \mathbf{D} \mathbf{r}$ ,
  - 6:  $\boldsymbol{\psi} \leftarrow \text{bias}(x_i)$ ,
  - 7:  $\mathbf{M} \leftarrow \begin{pmatrix} \mathbf{M} \\ \beta^{-1} (\boldsymbol{\psi} - \mathbf{r}^T \mathbf{D} \mathbf{M}) \end{pmatrix}$ ,
  - 8:  $\mathbf{D} \leftarrow \begin{pmatrix} \mathbf{D} & \mathbf{0} \\ \mathbf{0} & \beta \end{pmatrix}$
  - 9:  $\mathbf{L} \leftarrow \begin{pmatrix} \mathbf{L} & \mathbf{0} \\ \mathbf{r}^T & 1 \end{pmatrix}$
  - 10:  $\check{\mathbf{y}} \leftarrow \begin{pmatrix} \check{\mathbf{y}} \\ 0 \end{pmatrix}$
  - 11:  $\mathbf{H} \leftarrow \begin{pmatrix} \mathbf{H} & \mathbf{0} \\ \mathbf{0}^T & \beta \end{pmatrix}$
  - 12: Call Algorithm 4.
- 

Since  $x_i$  is a new input, we have

$$s = n + 1, \quad p = \ell_j + 1.$$

The flow of Algorithm 2 can be reorganized as in Algorithm 5. The final part of Algorithm 5 coincides with Algorithm 4. However, the case of new input also requires updating factors  $\mathbf{D}$  and  $\mathbf{L}$  and matrix  $\mathbf{M}$ . Assume that  $\bar{K}$  is strictly positive so that  $\mathbf{D}$  is diagonal and  $\mathbf{L}$  is lower triangular. If  $\bar{K}$  is not strictly positive, other kinds of decompositions can be used. In particular, for the linear kernel  $\bar{K}(x_1, x_2) = \langle x_1, x_2 \rangle$  over  $\mathbb{R}^r$ ,  $\mathbf{D}$  and  $\mathbf{L}$  can be taken, respectively, equal

to the identity and  $\check{\mathbf{x}}$ . Recalling that  $\check{\mathbf{K}} = \mathbf{L}\mathbf{D}\mathbf{L}^T$ , we have

$$\begin{aligned}\check{\mathbf{K}} &\leftarrow \begin{pmatrix} \check{\mathbf{K}} & \bar{\mathbf{k}}([n-1]) \\ \bar{\mathbf{k}}([n-1])^T & \bar{k}_n \end{pmatrix} \\ &= \begin{pmatrix} \mathbf{L}\mathbf{D}\mathbf{L}^T & \bar{\mathbf{k}}([n-1]) \\ \bar{\mathbf{k}}([n-1])^T & \bar{k}_n \end{pmatrix} \\ &= \begin{pmatrix} \mathbf{L} & \mathbf{0} \\ \mathbf{r}^T & 1 \end{pmatrix} \begin{pmatrix} \mathbf{D} & \mathbf{0} \\ \mathbf{0} & \beta \end{pmatrix} \begin{pmatrix} \mathbf{L} & \mathbf{0} \\ \mathbf{r}^T & 1 \end{pmatrix}^T,\end{aligned}$$

with  $\mathbf{r}$  and  $\beta$  as in lines 4-5.

Concerning  $\mathbf{M}$ , recall from Assumption 1 that

$$\mathbf{L}\mathbf{D}\mathbf{M} = \check{\Psi}.$$

The relation must remain true by substituting the updated quantities. Indeed, after the update in lines 6-9, we have

$$\begin{aligned}\mathbf{L}\mathbf{D}\mathbf{M} &\leftarrow \begin{pmatrix} \mathbf{L}\mathbf{D} & \mathbf{0} \\ \mathbf{r}^T\mathbf{D} & \beta \end{pmatrix} \begin{pmatrix} \mathbf{M} \\ \beta^{-1}(\boldsymbol{\psi} - \mathbf{r}^T\mathbf{D}\mathbf{M}) \end{pmatrix} \\ &= \begin{pmatrix} \mathbf{L}\mathbf{D}\mathbf{M} \\ \mathbf{r}^T\mathbf{D}\mathbf{M} + \boldsymbol{\psi} - \mathbf{r}^T\mathbf{D}\mathbf{M} \end{pmatrix} \\ &= \begin{pmatrix} \check{\Psi} \\ \boldsymbol{\psi} \end{pmatrix}.\end{aligned}$$

Finally, it is easy to see that updates for  $\check{\mathbf{y}}$  and  $\mathbf{H}$  are similar to that of previous Case 2, once the enlargements in lines 10-11 are made.

## 4.2 Client side

To obtain coefficients  $\mathbf{a}$  by Algorithm 1, access to undisclosed data  $\mathbf{h}^j, \mathbf{y}^j, \mathbf{R}^j$  is required. Nevertheless, as shown next, each client can compute its own estimate  $\hat{f}_j$  without having access to the undisclosed data. It is not even necessary to know the overall number  $m$  of tasks, nor their ‘‘individual kernels’’  $\tilde{K}^j$ : all the required information is contained in the disclosed quantities  $\check{\mathbf{x}}, \check{\mathbf{y}}$  and  $\mathbf{H}$ . From the client point of view, knowledge of  $\check{\mathbf{x}}$  is equivalent to the knowledge of  $\check{\mathbf{K}}$  and  $\check{\Psi}$ . In turn, also  $\mathbf{L}, \mathbf{D}$  and  $\mathbf{M}$  can be computed using the factorization (7) and the definition of  $\mathbf{M}$  in Assumption 1. As mentioned in the introduction, two kind of clients are considered.

- An *active* client  $j$  sends its own data to the server. This kind of client can request both the disclosed information and its individual coefficients  $\mathbf{a}^j$  (Algorithm 6).
- A *passive* client  $j$  does not send its data. In this case, the server is not able to compute  $\mathbf{a}^j$ . This kind of client can only request the disclosed information, and must run a local version of the server to obtain  $\mathbf{a}^j$  (Algorithm 7).

The following Theorem ensures that vector  $\check{\mathbf{a}}$  can be computed by knowing only disclosed data.

**Theorem 2** Given  $\check{\mathbf{x}}$ ,  $\check{\mathbf{y}}$  and  $\mathbf{H}$ , the condensed coefficients vector  $\check{\mathbf{a}}$  can be computed by solving the linear system

$$\mathbf{DL}^T \check{\mathbf{a}} = \mathbf{H}(\check{\mathbf{y}} + \mathbf{Mb}) - \mathbf{DMb}.$$

Once the disclosed data and vector  $\check{\mathbf{a}}$  have been obtained, each client still needs the individual coefficients vector  $\mathbf{a}^j$  in order to perform predictions for its own task. While an active client can simply receive such vector from the server, a passive client must compute it independently. Interestingly, it turns out that  $\mathbf{a}^j$  can be computed by knowing only disclosed data together with private data of task  $j$ . Indeed, line 11 of Algorithm 1 decouples with respect to the different tasks:

$$\mathbf{a}^j \leftarrow \mathbf{R}^j [\mathbf{y}^j - \alpha \mathbf{L}(\mathbf{h}^j, :) (\mathbf{z} + \mathbf{HMb})].$$

This is the key feature that allows a passive client to perform predictions without disclosing its private data and exploiting the information contained in all the other datasets.

---

**Algorithm 6** (Active client  $j$ ) Receive  $\check{\mathbf{x}}$ ,  $\check{\mathbf{y}}$ ,  $\mathbf{H}$  and  $\mathbf{a}^j$  and evaluate  $\check{\mathbf{a}}$ ,  $\mathbf{b}$

---

```

1: for  $i = 1 : n$  do
2:    $\bar{\mathbf{k}} \leftarrow \ker(\check{x}_i, \check{\mathbf{x}}([i]); \bar{K})$ ,
3:    $\mathbf{r} \leftarrow$  Solution to  $\mathbf{LD}\mathbf{r} = \bar{\mathbf{k}}([i - 1])$ ,
4:    $\beta \leftarrow \bar{k}_i - \mathbf{r}^T \mathbf{D}\mathbf{r}$ ,
5:    $\mathbf{D} \leftarrow \begin{pmatrix} \mathbf{D} & \mathbf{0} \\ \mathbf{0} & \beta \end{pmatrix}$ ,
6:    $\mathbf{L} \leftarrow \begin{pmatrix} \mathbf{L} & \mathbf{0} \\ \mathbf{r}^T & 1 \end{pmatrix}$ ,
7:    $\boldsymbol{\psi} \leftarrow \text{bias}(x_i)$ ,
8:    $\mathbf{M} \leftarrow \begin{pmatrix} \mathbf{M} \\ \beta^{-1} (\boldsymbol{\psi} - \mathbf{r}^T \mathbf{D}\mathbf{M}) \end{pmatrix}$ ,
9: end for
10:  $\mathbf{z} \leftarrow \mathbf{H}\check{\mathbf{y}}$ 
11:  $\mathbf{b} \leftarrow$  Solution to  $(\mathbf{M}^T (\mathbf{D} - \mathbf{H})\mathbf{M}) \mathbf{b} = \mathbf{M}^T \mathbf{z}$ ,
12:  $\check{\mathbf{a}} \leftarrow$  Solution to  $(\mathbf{DL}^T) \check{\mathbf{a}} = \mathbf{z} + (\mathbf{H} - \mathbf{D})\mathbf{Mb}$ .

```

---

## 5 Illustrative example: music recommendation

In this section, the proposed algorithm is applied to a simulated music recommendation problem, in order to predict preferences of several virtual users with respect to a set of artists. Artist data were obtained from the May 2005 AudioScrobbler Database dump<sup>1</sup> which is the last dump released by AudioScrobbler/LastFM under Creative Commons license. LastFM is an internet radio that provides individualized broadcasts based on user preferences. The database dump includes users playcounts and artists names so that it is possible to rank artists according to global number of playcounts. After sorting artists according to decreasing playcounts, 489 top ranking artists were selected. The

<sup>1</sup> [http://www-etud.iro.umontreal.ca/~bergstrj/audioscrobbler\\_data.html](http://www-etud.iro.umontreal.ca/~bergstrj/audioscrobbler_data.html)



---

**Algorithm 7** (Passive client  $j$ ) Receive  $\check{\mathbf{x}}$ ,  $\check{\mathbf{y}}$  and  $\mathbf{H}$  and evaluate  $\check{\mathbf{a}}$ ,  $\mathbf{b}$  and  $\mathbf{a}^j$

---

```

1: for  $i = 1 : n$  do
2:    $\bar{\mathbf{k}} \leftarrow \ker(\check{x}_i, \check{\mathbf{x}}([i]); \bar{K})$ ,
3:    $\mathbf{r} \leftarrow$  Solution to  $\mathbf{LDr} = \bar{\mathbf{k}}([i-1])$ ,
4:    $\beta \leftarrow \bar{k}_i - \mathbf{r}^T \mathbf{Dr}$ ,
5:    $\mathbf{D} \leftarrow \begin{pmatrix} \mathbf{D} & \mathbf{0} \\ \mathbf{0} & \beta \end{pmatrix}$ ,
6:    $\mathbf{L} \leftarrow \begin{pmatrix} \mathbf{L} & \mathbf{0} \\ \mathbf{r}^T & 1 \end{pmatrix}$ ,
7:    $\boldsymbol{\psi} \leftarrow \text{bias}(x_i)$ ,
8:    $\mathbf{M} \leftarrow \begin{pmatrix} \mathbf{M} \\ \beta^{-1}(\boldsymbol{\psi} - \mathbf{r}^T \mathbf{DM}) \end{pmatrix}$ ,
9: end for
10: for  $i = 1 : \ell_j$  do
11:   Run a local version of Algorithm 2 with  $(x_{ij}, y_{ij}, w_{ij})$ .
12: end for
13:  $\mathbf{z} \leftarrow \mathbf{H}\check{\mathbf{y}}$ 
14:  $\mathbf{b} \leftarrow$  Solution to  $(\mathbf{M}^T(\mathbf{D} - \mathbf{H})\mathbf{M})\mathbf{b} = \mathbf{M}^T\mathbf{z}$ ,
15:  $\check{\mathbf{a}} \leftarrow$  Solution to  $(\mathbf{DL}^T)\check{\mathbf{a}} = \mathbf{z} + (\mathbf{H} - \mathbf{D})\mathbf{Mb}$ .
16:  $\mathbf{a}^j \leftarrow \mathbf{R}^j[\mathbf{y}^j - \alpha\mathbf{L}(\mathbf{h}^j, \cdot)](\mathbf{z} + \mathbf{H}\mathbf{Mb})$ .

```

---

input space  $X$  is therefore a set of 489 artists, i.e.

$$X = \{\text{Bob Marley, Madonna, Michael Jackson, ...}\}.$$

The tasks are associated with user preference functions. More precisely, normalized preferences of user  $j$  over the entire set of artists are expressed by functions  $s_j : X \rightarrow [0, 1]$  defined as

$$s_j(x_i) = \frac{1}{1 + e^{-f_j(x_i)/2}}.$$

where  $f_j : X \rightarrow \mathbb{R}$  are the tasks to be learnt.

The simulated music recommendation system relies on music type classification expressed by means of tags (rock, pop, ...). In particular, the 19 main tags of LastFM<sup>2</sup> were considered. The  $i$ -th artist is associated with a vector  $\mathbf{z}_i \in [0, 1]^{19}$  of 19 tags, whose values were obtained by querying the LastFM site on September 22, 2008. In Figure 2, the list of the tags considered in this experiment, together with an example of artist's tagging are reported. Vectors  $\mathbf{z}_i$  have been normalized to lie on the unit hyper-sphere, i.e.  $\|\mathbf{z}_i\|_2 = 1$ . The input space data (artists together with their normalized tags) are available for download<sup>3</sup>.

Tag information was used to build a mixed-effect kernel over  $X$ . More precisely,  $\bar{K}$  is a Gaussian RBF kernel and  $\tilde{K}^k = \tilde{K}$  are linear kernels:

$$\begin{aligned} \bar{K}(x_i(\mathbf{z}_i), x_j(\mathbf{z}_j)) &= e^{1 - \|\mathbf{z}_i - \mathbf{z}_j\|/2} = e^{\mathbf{z}_i^T \mathbf{z}_j}, \\ \tilde{K}(x_i(\mathbf{z}_i), x_j(\mathbf{z}_j)) &= \mathbf{z}_i^T \mathbf{z}_j. \end{aligned}$$

<sup>2</sup><http://www.lastfm.com>

<sup>3</sup><http://www-dimat.unipv.it/~dinuzzo/files/mrdata.zip>

The above kernels were employed to generate synthetic users. First, an “average user” was generated by drawing a function  $\bar{f} : X \rightarrow \mathbb{R}$  from a Gaussian process with zero mean and auto-covariance  $\bar{K}$ . Then,  $m = 3000$  virtual user’s preferences were generated as

$$f_j = 0.25\bar{f} + 0.75\tilde{f}_j,$$

where  $\tilde{f}_j$  are drawn from a Gaussian process with zero mean and auto-covariance  $\tilde{K}$ . For the  $j$ -th virtual user,  $\ell_j = 5$  artists  $x_{ij}$  were uniformly randomly sampled from the input space  $X$ , and corresponding noisy outputs  $y_{ij}$  generated as

$$y_{ij} = f_j(x_{ij}) + \epsilon_{ij},$$

where  $\epsilon_{ij}$  are i.i.d. Gaussian errors with zero mean and standard deviation  $\sigma = 0.01$ . The learned preference function  $\hat{s}_j$  is

$$\hat{s}_j(x_i) = \frac{1}{1 + e^{-\hat{f}_j(x_i)/2}},$$

where  $\hat{f}_j$  is estimated using the algorithm described in the paper. Performances are evaluated by both the average root mean squared error

$$\text{RMSE} = \sqrt{\frac{1}{m|X|} \sum_{i=1}^{|X|} \sum_{j=1}^m (s_j(x_i) - \hat{s}_j(x_i))^2},$$

and the average number of hits over the top 20 ranked artists, defined as

$$\begin{aligned} \text{TOP20HITS} &= \frac{1}{m} \sum_{i=1}^m \text{hits}_{20_j}, \\ \text{hits}_{20_j} &:= |\text{top}_{20}(s_j) \cap \text{top}_{20}(\hat{s}_j)|, \end{aligned}$$

where  $\text{top}_{20} : \mathcal{H} \rightarrow X^{20}$  returns the sorted vector of 20 inputs with highest scores, measured by a function  $s : X \rightarrow [0, 1]$ ,  $s \in \mathcal{H}$ .

Learning was performed for 15 values of the shrinking parameter  $\alpha$  linearly spaced in  $[0, 1]$  and 15 values of the regularization parameter  $\lambda$  logarithmically spaced in the interval  $[10^{-7}, 10^0]$ , see Figure 3. The multi-task approach, i.e.  $0 < \alpha < 1$  outperforms both the separate ( $\alpha = 0$ ) and pooled ( $\alpha = 1$ ) approaches. Interestingly, performances remain fairly stable for a range of values of  $\alpha$ . Figure 4 shows the distribution of  $\text{hits}_{20_j}$  over the 3000 users in correspondence with values of  $\alpha^*$  and  $\lambda^*$  achieving the optimal RMSE. Although  $\alpha^* = 0.0714$  and  $\lambda^* = 3.1623 \cdot 10^{-4}$  were selected so as to minimize the RMSE, remarkably good performances are obtained also with respect to the TOP20HITS score which is 8.3583 (meaning that on the average 8.3583 artists among the top-20 are correctly retrieved). Finally, true and estimated top-20 hits are reported for the average user (Figure 5) and two representative users (Figure 6). Artists of the true top-20 that are correctly retrieved in the estimated top-20 are reported in bold-face.

Concerning the computational burden, it is worth observing that without exploiting the presence of repeated inputs and the mixed-effect structure of the kernel, the complexity of a naive approach would be of the order of the cube of

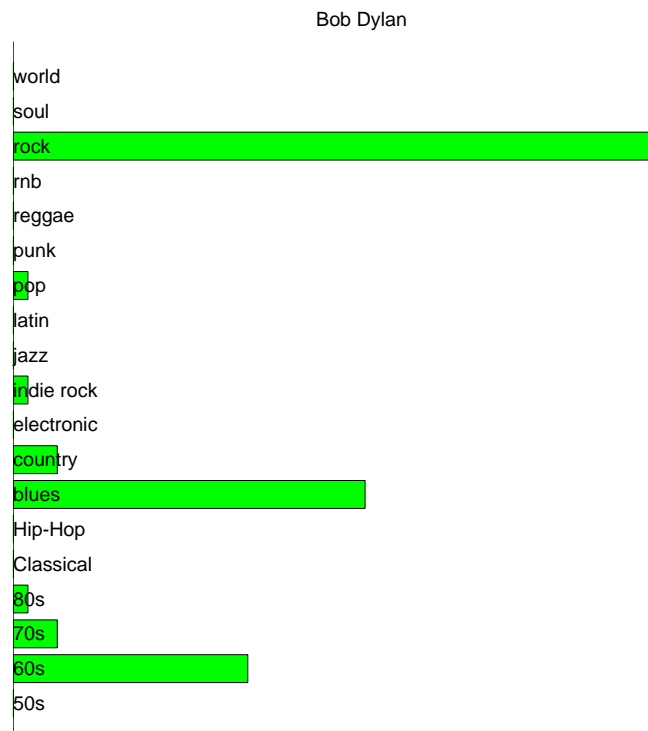


Figure 2: Example of artist tagging

the overall number of examples, that is  $(5 \cdot 3000)^3$ . Conversely, the complexity of the approach proposed in the paper scales with  $n^3m$ , where  $n$  is the number of unique inputs and  $m$  the number of tasks (in our example,  $n$  is bounded by the cardinality of the input set  $|X| = 489$ , and  $m = 3000$ ).

## 6 Conclusions

Recent studies have highlighted the potentialities of kernel methods applied to multi-task learning, but their effective implementation involve the solution of architectural and complexity issues. In this paper, emphasis is posed on the architecture with reference to learning from distributed datasets. For a general class of kernels with a “mixed-effect” structure it is shown that the optimal solution can be given a collaborative client-server architecture that enjoys favorable computational and confidentiality properties. By interacting with the server, each client can solve its own estimation task while taking advantage of all the data from the other clients without having any direct access to them. Client’s privacy is preserved, since both active and passive clients are allowed by the architecture. The former are those that agree to send their data to the server while the latter only exploit information from the server without disclosing their private data. The proposed architecture has several potential applications ranging from biomedical data analysis (where privacy issues are

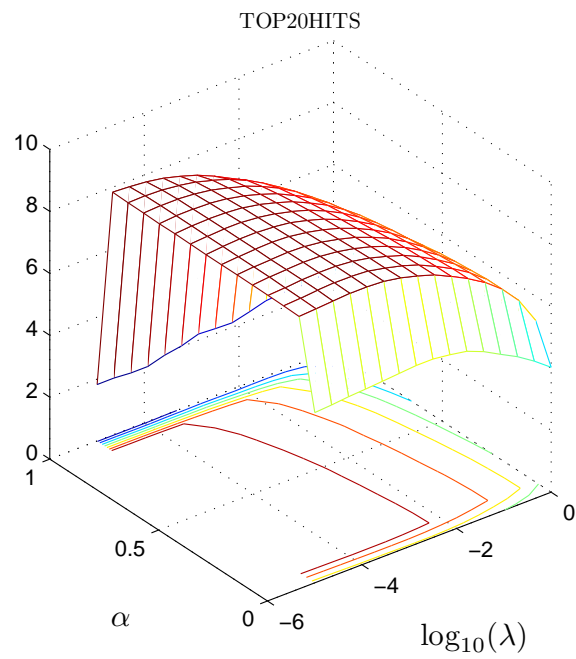
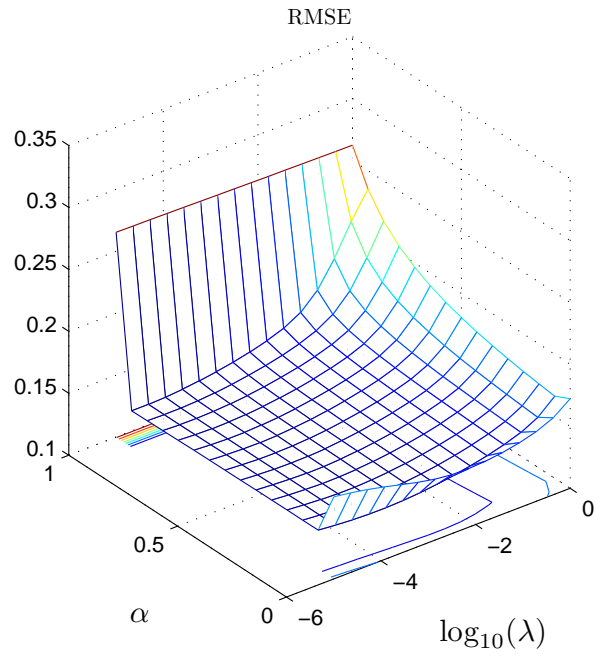


Figure 3: Average TOP20HITS and RMSE against  $\alpha$  and  $\lambda$ .

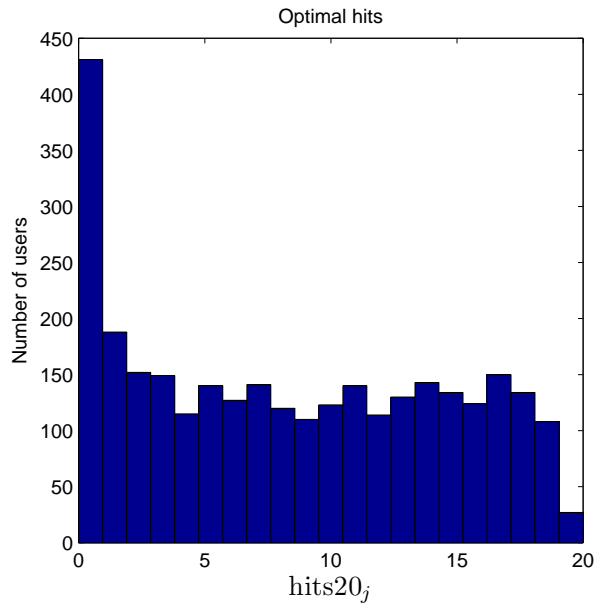


Figure 4: Distribution of hits20<sub>j</sub> in correspondence with  $\alpha^*$  and  $\lambda^*$  achieving optimal *RMSE*.

(Average user) True Top20	(Average user) Estimated Top20
1)Elvis Presley	1)Elvis Presley
2)The Beatles	2)The Doors
3)John Lennon	3)Creedence Clearwater Revival
4)Simon & Garfunkel	4)Bob Dylan
5)Neil Young	5)The Who
6)The Kinks	6)Grateful Dead
7)Fleetwood Mac	7)Simon & Garfunkel
8)The Rolling Stones	8)The Rolling Stones
9)Ryan Adams	9)John Lennon
10)Creedence Clearwater Revival	10)Fleetwood Mac
11)Bob Dylan	11)Eagles
12)Grateful Dead	12)The Kinks
13)The Doors	13)Jimi Hendrix
14)The Velvet Underground	14)Lynyrd Skynyrd
15)Leonard Cohen	15)The Beatles
16)The Who	16)Leonard Cohen
17)Led Zeppelin	17)Neil Young
18)Jimi Hendrix	18)Led Zeppelin
19)Yes	19)Ryan Adams
20)Lynyrd Skynyrd	20)The Velvet Underground

Figure 5: True and estimated Top20 for the “average user”.

True Top20	Estimated Top20
1)The Beach Boys	1)Herman van Veen
2)Michael Jackson	2)Michael Jackson
3)Herman van Veen	3)Britney Spears
4)Britney Spears	4)Hilary Duff
5)Prince	5)Air Supply
6)Dido	6)Dido
7)Hilary Duff	7)Lindsay Lohan
8)Gwen Stefani	8)a-ha
9)a-ha	9)The Beach Boys
10)Enya	10)Gwen Stefani
11)Lindsay Lohan	11)Robbie Williams
12)Air Supply	12)Kelly Clarkson
13)Madonna	13)Elton John
14)Black Eyed Peas	14)Ashlee Simpson
15)Robbie Williams	15)Sarah McLachlan
16)Kelly Clarkson	16)Die Fantastischen Vier
17)Ashlee Simpson	17)Xzibit
18)Sarah McLachlan	18)Nas
19)Kylie Minogue	19)Roxette
20)Elton John	20)Jurassic 5

True Top20	Estimated Top20
1)Eric Clapton	1)W.A.S.P.
2)Dire Straits	2)Slayer
3)Joy Division	3)Van Halen
4)W.A.S.P.	4)Ozzy Osbourne
5)Leonard Cohen	5)The Cure
6)Slayer	6)Dire Straits
7)Van Halen	7)Guns N' Roses
8)The Cure	8)Judas Priest
9)Guns N' Roses	9)Aerosmith
10)Ozzy Osbourne	10)Helloween
11)Jimi Hendrix	11)AC/DC
12)Talking Heads	12)The Smiths
13)Aerosmith	13)Yes
14)Judas Priest	14)Joy Division
15)AC/DC	15)Grateful Dead
16)Helloween	16)Creedence Clearwater Revival
17)Led Zeppelin	17)The Doors
18)Lynyrd Skynyrd	18)The Rolling Stones
19)The White Stripes	19)Deep Purple
20)The Smiths	20)Black Sabbath

Figure 6: True and estimated Top20 for two representative users.

crucial) to web data mining. An illustrative example is given by the simulated music recommendation system discussed in the paper.

## Acknowledgments

This work has been partially supported by MIUR Project *Artificial pancreas: physiological models, control algorithms and clinical test* and PRIN Project *Metodi e algoritmi innovativi per la stima Bayesiana e l'identificazione e il controllo adattativo e distribuito*. The authors would like to thank Pietro De Nicolao for preprocessing data used in the numerical example.

Recall the following two lemmas on matrix inversions, see e.g. [31].

**Lemma 1 (Sherman-Morrison-Woodbury)** *Let  $\mathbf{A} \in \mathbb{R}^{n \times n}$ ,  $\mathbf{B} \in \mathbb{R}^{m \times m}$  be two nonsingular matrix,  $\mathbf{U} \in \mathbb{R}^{n \times m}$ ,  $\mathbf{V} \in \mathbb{R}^{m \times n}$  such that  $(\mathbf{A} + \mathbf{UBV})$  is nonsingular. Then, matrix*

$$\mathbf{E} := (\mathbf{B}^{-1} + \mathbf{VA}^{-1}\mathbf{U})$$

*is nonsingular, and*

$$(\mathbf{A} + \mathbf{UBV})^{-1} = \mathbf{A}^{-1} - \mathbf{A}^{-1}\mathbf{UE}^{-1}\mathbf{VA}^{-1}.$$

**Lemma 2 (Schur)** *Suppose that matrix*

$$\mathbf{A} = \begin{pmatrix} \mathbf{B} & \mathbf{C} \\ \mathbf{C}^T & \mathbf{D} \end{pmatrix} \in \mathbb{R}^{(n+m) \times (n+m)}$$

*is nonsingular, with  $\mathbf{B} \in \mathbb{R}^{n \times n}$ . Then,*

$$\mathbf{E}^{-1} := (\mathbf{C}^T\mathbf{B}^{-1}\mathbf{C} - \mathbf{D})$$

*is nonsingular and*

$$\mathbf{A}^{-1} = \begin{pmatrix} \mathbf{B}^{-1} - \mathbf{B}^{-1}\mathbf{C}\mathbf{E}^{-1}\mathbf{C}^T\mathbf{B}^{-1} & \mathbf{B}^{-1}\mathbf{C}\mathbf{E}^{-1} \\ \mathbf{E}^{-1}\mathbf{C}^T\mathbf{B}^{-1} & -\mathbf{E}^{-1} \end{pmatrix}.$$

**Proof of Theorem 1** Let  $\mathbf{R}^j$ ,  $\mathbf{R}$  be defined as in line 1-5 of Algorithm 1, and observe that

$$\mathbf{R}^{-1} = (1 - \alpha) \sum_{j=1}^m \mathbf{I}(:, \mathbf{k}^j) \tilde{\mathbf{K}}^j(\mathbf{k}^j, \mathbf{k}^j) \mathbf{I}(\mathbf{k}^j, :) + \lambda \mathbf{W}$$

Consider the back-fitting formulation (5), (6) of the linear system (4). By Lemma 1, we have:

$$\begin{aligned} (\mathbf{K} + \lambda \mathbf{W})^{-1} &= (\alpha \bar{\mathbf{K}} + \mathbf{R}^{-1})^{-1} \\ &= (\alpha \mathbf{PLDL}^T \mathbf{P}^T + \mathbf{R}^{-1})^{-1} \\ &= \mathbf{R} - \alpha \mathbf{RPLHL}^T \mathbf{P}^T \mathbf{R}. \end{aligned}$$

Let  $\mathbf{F} := \alpha \mathbf{L}^T \mathbf{P}^T \mathbf{R} \mathbf{P} \mathbf{L}$ , and observe that

$$\mathbf{D} \mathbf{F} \mathbf{H} = \mathbf{H} \mathbf{F} \mathbf{D} = \mathbf{D} - \mathbf{H}.$$

In the following, we exploit the following relationship:

$$\begin{aligned} & \alpha \mathbf{L}^T \mathbf{P}^T (\mathbf{K} + \lambda \mathbf{W})^{-1} \mathbf{P} \mathbf{L} \\ &= \alpha \mathbf{L}^T \mathbf{P}^T (\mathbf{R} - \alpha \mathbf{R} \mathbf{P} \mathbf{L} \mathbf{H} \mathbf{L}^T \mathbf{P}^T \mathbf{R}) \mathbf{L} \mathbf{P} \\ &= \mathbf{F} - \mathbf{F} \mathbf{H} \mathbf{F}. \end{aligned}$$

Consider the case  $\alpha \neq 0$ . Then, in view of the previous relationship, recalling that  $\check{\Psi} = \mathbf{P} \check{\Psi} = \mathbf{P} \mathbf{L} \mathbf{D} \mathbf{M}$ , we have

$$\begin{aligned} & \alpha \check{\Psi}^T (\mathbf{K} + \lambda \mathbf{W})^{-1} \check{\Psi} \\ &= \alpha \mathbf{M}^T \mathbf{D}^T \mathbf{L}^T \mathbf{P}^T (\mathbf{K} + \lambda \mathbf{W})^{-1} \mathbf{P} \mathbf{L} \mathbf{D} \mathbf{M} \\ &= \mathbf{M}^T \mathbf{D} (\mathbf{F} - \mathbf{F} \mathbf{H} \mathbf{F}) \mathbf{D} \mathbf{M} \\ &= \mathbf{M}^T (\mathbf{D} - \mathbf{D} \mathbf{F} \mathbf{H}) \mathbf{F} \mathbf{D} \mathbf{M} \\ &= \mathbf{M}^T \mathbf{H} \mathbf{F} \mathbf{D} \mathbf{M} \\ &= \mathbf{M}^T (\mathbf{D} - \mathbf{H}) \mathbf{M}, \end{aligned}$$

and

$$\begin{aligned} & \check{\Psi}^T (\mathbf{K} + \lambda \mathbf{W})^{-1} \mathbf{y} \\ &= \mathbf{M}^T \mathbf{D} \mathbf{L}^T \mathbf{P}^T (\mathbf{R} - \alpha \mathbf{R} \mathbf{P} \mathbf{L} \mathbf{H} \mathbf{L}^T \mathbf{P}^T \mathbf{R}) \mathbf{y} \\ &= \mathbf{M}^T (\mathbf{D} - \mathbf{D} \mathbf{F} \mathbf{H}) \mathbf{L}^T \mathbf{P}^T \mathbf{R} \mathbf{y} \\ &= \mathbf{M}^T \mathbf{H} \check{\mathbf{y}}. \end{aligned}$$

Then, line 10 of Algorithm 1 follows from (5). Observe that

$$(\mathbf{K} + \lambda \mathbf{W}) \mathbf{a} = \alpha \bar{\mathbf{K}} \mathbf{a} + \mathbf{R}^{-1} \mathbf{a}.$$

Then, from (6) we have

$$\mathbf{a} = \mathbf{R} [\mathbf{y} - \alpha \mathbf{P} \mathbf{L} (\mathbf{D} \mathbf{L}^T \mathbf{P}^T \mathbf{a} + \mathbf{D} \mathbf{M} \mathbf{b})].$$

Now,

$$\begin{aligned} & \mathbf{D} \mathbf{L}^T \mathbf{P}^T \mathbf{a} + \mathbf{D} \mathbf{M} \mathbf{b} \\ &= \mathbf{D} \mathbf{L}^T \mathbf{P}^T (\mathbf{K} + \lambda \mathbf{W})^{-1} (\mathbf{y} - \alpha \mathbf{P} \mathbf{L} \mathbf{D} \mathbf{M} \mathbf{b}) + \mathbf{D} \mathbf{M} \mathbf{b} \\ &= (\mathbf{D} - \mathbf{D} \mathbf{F} \mathbf{H}) (\mathbf{L}^T \mathbf{P}^T \mathbf{R} \mathbf{y} - \mathbf{F} \mathbf{D} \mathbf{M} \mathbf{b}) + \mathbf{D} \mathbf{M} \mathbf{b} \\ &= \mathbf{H} \mathbf{L}^T \mathbf{P}^T \mathbf{R} \mathbf{y} - \mathbf{H} \mathbf{F} \mathbf{D} \mathbf{M} \mathbf{b} + \mathbf{D} \mathbf{M} \mathbf{b} \\ &= \mathbf{H} (\check{\mathbf{y}} + \mathbf{M} \mathbf{b}). \end{aligned}$$

Hence, we obtain line 11 of Algorithm 1. Finally, for  $\alpha = 0$ , we have  $\mathbf{H} = \mathbf{D}$  so that the thesis follows.



**Proof of Theorem 2** Let  $\mathbf{F} := \lambda \mathbf{L}^T \mathbf{P}^T \mathbf{T} \mathbf{P} \mathbf{L}$ . Recalling the expression of  $\mathbf{a}$ ,  $\check{\mathbf{y}}$ ,  $\mathbf{H}$  in Algorithm 1, we have

$$\begin{aligned}
\mathbf{D} \mathbf{L}^T \check{\mathbf{a}} &= \mathbf{D} \mathbf{L}^T \mathbf{P}^T \mathbf{a} \\
&= \mathbf{D} \mathbf{L}^T \mathbf{P}^T \mathbf{R} [\mathbf{y} - \lambda \mathbf{P} \mathbf{L} \mathbf{H} (\check{\mathbf{y}} + \mathbf{M} \mathbf{b})] \\
&= \mathbf{D} [\check{\mathbf{y}} - \mathbf{F} \mathbf{H} (\check{\mathbf{y}} + \mathbf{M} \mathbf{b})] \\
&= (\mathbf{D} - \mathbf{D} \mathbf{F} \mathbf{H}) \check{\mathbf{y}} - \mathbf{D} \mathbf{F} \mathbf{H} \mathbf{M} \mathbf{b} \\
&= \mathbf{H} \check{\mathbf{y}} - (\mathbf{D} - \mathbf{H}) \mathbf{M} \mathbf{b} \\
&= \mathbf{H} (\check{\mathbf{y}} + \mathbf{M} \mathbf{b}) - \mathbf{D} \mathbf{M} \mathbf{b}.
\end{aligned}$$

## References

- [1] L. Aarons. Software for population pharmacokinetics and pharmacodynamics. *Clinical Pharmacokinetics*, 36(4):255–264, 1999.
- [2] G. M. Allenby and P. E. Rossi. Marketing models of consumer heterogeneity. *Journal of Econometrics*, 89(1):57–78, 1999.
- [3] N. Arora G. M. Allenby and J. Ginter. A hierarchical Bayes model of primary and secondary demand. *Marketing Science*, 17(1):29–44, 1998.
- [4] Q. An, C. Wang, I. Shterev, E. Wang, L. Carin, and D. Dunson. Hierarchical kernel stick-breaking process for multi-task image analysis. In Andrew McCallum and Sam Roweis, editors, *Proceedings of the 25th Annual International Conference on Machine Learning (ICML 2008)*, pages 17–24. Omnipress, 2008.
- [5] R. K. Ando and T. Zhang. A framework for learning predictive structures from multiple tasks and unlabeled data. *Journal of Machine Learning Research*, 6:1817–1853, 2005.
- [6] A. Argyriou, C. A. Micchelli, M. Pontil, and Y. Ying. A spectral regularization framework for multi-task structure learning. In J. C. Platt, D. Koller, Y. Singer, and S. Roweis, editors, *Advances in Neural Information Processing Systems 20*, pages 25–32. MIT Press, Cambridge, MA, 2007.
- [7] N. Aronszajn. Theory of reproducing kernels. *Transactions of the American Mathematical Society*, 68:337–404, 1950.
- [8] B. Bakker and T. Heskes. Task clustering and gating for Bayesian multi-task learning. *Journal of Machine Learning Research*, 4:83–99, 2003.
- [9] J. Baxter. A Bayesian/information theoretic model of learning to learn via multiple task sampling. *Machine Learning*, 28(1):7–39, 1997.
- [10] J. Baxter. A model of inductive bias learning. *Journal of Artificial Intelligence Research*, 12:149–198, 2000.
- [11] S. Beal and L. Sheiner. *NONMEM User’s Guide*. NONMEM Project Group, University of California, San Francisco, 1992.

- [12] S. L. Beal and L. B. Sheiner. Estimating population kinetics. *Critical Reviews in Biomedical Engineering*, 8(3):195–222, 1982.
- [13] S. Ben-David, J. Gehrke, and R. Schuller. A theoretical framework for learning from a pool of disparate data sources. In *In Proceedings of the The Eighth ACM SIGKDD International Conference on Knowledge Discovery and Data Mining*, pages 443–449, 2002.
- [14] S. Ben-David and R. Schuller. Exploiting task relatedness for multiple task learning. In *Proceedings of Computational Learning Theory (COLT)*, 2003.
- [15] A. Bertoldo, G. Sparacino, and C. Cobelli. “Population” approach improves parameter estimation of kinetic models from dynamic PET data. *IEEE Transactions on Medical Imaging*, 23(3):297–306, 2004.
- [16] S. Bickel, J. Bogojeska, T. Lengauer, and T. Scheffer. Multi-task learning for HIV therapy screening. In Andrew McCallum and Sam Roweis, editors, *Proceedings of the 25th Annual International Conference on Machine Learning (ICML 2008)*, pages 56–63. Omnipress, 2008.
- [17] E. V. Bonilla, F. V. Agakov, and C. K. I. Williams. Kernel multi-task learning using task-specific features. In *In Proceedings of the 11th International Conference on Artificial Intelligence and Statistics (AISTATS)*, 2007.
- [18] J. S. Breese, D. Heckerman, and C. M. Kadie. Empirical analysis of predictive algorithms for collaborative filtering. In *Proceedings of the 14th Conference on Uncertainty in Artificial Intelligence*, pages 43–52, 1998.
- [19] J. Canny. Collaborative filtering with privacy via factor analysis. In *SIGIR '02: Proceedings of the 25th annual international ACM SIGIR conference on Research and development in information retrieval*, pages 238–245, New York, NY, USA, 2002. ACM.
- [20] E. R. Carson, C. Cobelli, and L. Finkelstein. *The Mathematical Modeling of Metabolic and Endocrine Systems*. New York: Wiley, 1983.
- [21] R. Caruana. Multitask learning. *Machine Learning*, 28:41–75, 1997.
- [22] Y.-H. Chen and E. George. A bayesian model for collaborative filtering. In *Online Proceedings of the Seventh International Workshop on Artificial Intelligence and Statistics*, 1999.
- [23] L. Csató and M. Opper. Sparse on-line Gaussian processes. *Neural Computation*, 14(3):641–668, 2002.
- [24] F. Cucker and S. Smale. On the mathematical foundations of learning. *Bulletin of the American mathematical society*, 39:1–49, 2001.
- [25] M. Davidian and D. M. Giltinan. *Nonlinear Models for Repeated Measurement Data*. Chapman and Hall, 1995.
- [26] T. Evgeniou, C. A. Micchelli, and M. Pontil. Learning multiple tasks with kernel methods. *Journal of Machine Learning Research*, 6:615–637, 2005.

- [27] K. E. Fattinger and D. Verotta. A nonparametric subject-specific population method for deconvolution: I. description, internal validation and real data examples. *Journal of Pharmacokinetics and Biopharmaceutics*, 23:581–610, 1995.
- [28] F. Ferrazzi, P. Magni, and R. Bellazzi. Bayesian clustering of gene expression time series. In *Proceedings of 3rd International Workshop on Bioinformatics for the Management, Analysis and Interpretation of Microarray Data (NETTAB 2003)*, pages 53–55, 2003.
- [29] W. R. Gilks, S. Richardson, and D. J. Spiegelhalter. *Markov Chain Monte Carlo in Practice*. Chapman and Hall, London.
- [30] D. Goldberg, D. Nichols, B. M. Oki, and D. Terry. Using collaborative filtering to weave an information tapestry. *Communications of the ACM*, 35(12):61–70, 1992.
- [31] G. Golub and C. F. Van Loan. *Matrix Computations*. The John Hopkins University Press, Baltimore, 1996.
- [32] W. Greene. *Econometric Analysis*. Prentice Hall, 5 edition, 2002.
- [33] D. Heckerman, D. M. Chickering, C. Meek, R. Rounthwaite, and C. Kadie. Dependency networks for inference, collaborative filtering, and data visualization. *Journal of Machine Learning Research*, 1:49–75, 2000.
- [34] T. Hofmann and J. Puzicha. Latent class models for collaborative filtering. In *IJCAI '99: Proceedings of the Sixteenth International Joint Conference on Artificial Intelligence*, pages 688–693, San Francisco, CA, USA, 1999. Morgan Kaufmann Publishers Inc.
- [35] J. A. Jacquez. *Compartmental analysis in biology and medicine*. University of Michigan Press, Ann Arbor.
- [36] H. Kautz, B. Selman, and M. Shah. Referral web: combining social networks and collaborative filtering. *Communications of the ACM*, 40(3):63–65, 1997.
- [37] G. Kimeldorf and G. Wahba. Some results on Tchebycheffian spline functions. *Journal of Mathematical Analysis and Applications*, 33(1):82–95, 1971.
- [38] J. A. Konstan, B. N. Miller, D. Maltz, J. L. Herlocker, L. R. Gordon, and J. Riedl. GroupLens: applying collaborative filtering to Usenet news. *Communications of the ACM*, 40(3):77–87, 1997.
- [39] N. D. Lawrence and J. C. Platt. Learning to learn with the informative vector machine. In *Proceedings of the International Conference in Machine Learning*, volume 69, page 65, 2004.
- [40] Z. Lu, T. Leen, Y. Huang, and D. Erdogmus. A reproducing kernel Hilbert space framework for pairwise time series distances. In Andrew McCallum and Sam Roweis, editors, *Proceedings of the 25th Annual International Conference on Machine Learning (ICML 2008)*, pages 624–631. Omnipress, 2008.

- [41] D. J. Lunn, N. Best, A. Thomas, J. C. Wakefield, and D. Spiegelhalter. Bayesian analysis of population PK/PD models: general concepts and software. *Journal of Pharmacokinetics Pharmacodynamics*, 29(3):271–307, 2002.
- [42] P. Magni, R. Bellazzi, G. De Nicolao, I. Poggesi, and M. Rocchetti. Non-parametric AUC estimation in population studies with incomplete sampling: a Bayesian approach. *Journal of Pharmacokinetics Pharmacodynamics*, 29(5/6):445–471, 2002.
- [43] A. Maurer. Bounds for linear multi-task learning. *Journal of Machine Learning Research*, 7:117–139, 2006.
- [44] C. A. Micchelli and M. Pontil. On learning vector-valued functions. *Neural Computation*, 17(1):177–204, 2005.
- [45] C. N. Nett and W. M. Haddad. A system-theoretic appropriate realization of the empty matrix concept. *IEEE Transactions on automatic control*, 38(5):771–775, 1993.
- [46] M. Neve, G. De Nicolao, and L. Marchesi. Nonparametric identification of pharmacokinetic population models via Gaussian processes. In *Proceedings of 16th IFAC World Congress, Praha, Czech Republic, 2005*.
- [47] M. Neve, G. De Nicolao, and L. Marchesi. Nonparametric identification of population models via Gaussian processes. *Automatica*, 43(7):1134–1144, 2007.
- [48] M. Neve, G. De Nicolao, and L. Marchesi. Nonparametric identification of population models: An MCMC approach. *IEEE Transactions on Biomedical Engineering*, 55:41–50, 2008.
- [49] M. Opper. *Online Learning in Neural Networks*, chapter A Bayesian Approach to Online Learning. Cambridge University Press, 1998.
- [50] K. Park, D. Verotta, T. F. Blaschke, and L. B. Sheiner. A semiparametric method for describing noisy population pharmacokinetic data. *Journal of pharmacokinetics and biopharmaceutics*, 25(5):615–642.
- [51] G. Pillonetto, G. De Nicolao, M. Chierici, and C. Cobelli. Fast algorithms for nonparametric population modeling of large data sets. *Automatica*, (to appear), 2009.
- [52] G. Pillonetto, F. Dinuzzo, and G. De Nicolao. Bayesian online multi-task learning of Gaussian processes. (submitted), 2008.
- [53] T. Poggio and F. Girosi. Networks for approximation and learning. In *Proceedings of the IEEE*, volume 7, pages 1481–1497, 1990.
- [54] Y. Qi, D. Liu, D. Dunson, and L. Carin. Multi-task compressive sensing with Dirichlet process priors. In Andrew McCallum and Sam Roweis, editors, *Proceedings of the 25th Annual International Conference on Machine Learning (ICML 2008)*, pages 768–775. Omnipress, 2008.

- [55] N. Ramakrishnan, B. J. Keller, B. J. Mirza, A. Y. Grama, and G. Karypis. Privacy risks in recommender systems. *IEEE Internet Computing*, 5(6):54–62, 2001.
- [56] C. E. Rasmussen and C. K. I. Williams. *Gaussian Processes for Machine Learning*. The MIT Press, 2006.
- [57] P. Resnick, N. Iacovou, M. Suchak, P. Bergstrom, and J. Riedl. Grouplens: an open architecture for collaborative filtering of netnews. In *CSCW '94: Proceedings of the 1994 ACM conference on Computer supported cooperative work*, pages 175–186, New York, NY, USA, 1994. ACM.
- [58] P. Resnick and H. R. Varian. Recommender systems. *Communications of the ACM*, 40(3):56–58, 1997.
- [59] B. Schölkopf, R. Herbrich, and A. J. Smola. A generalized representer theorem. In *Proceedings of the Annual Conference on Computational Learning Theory*, pages 416–426, Portland, OR, USA, 2001.
- [60] B. Schölkopf and A. J. Smola. *Learning with Kernels: Support Vector Machines, Regularization, Optimization, and Beyond*. (Adaptive Computation and Machine Learning). MIT Press, 2001.
- [61] A. Schwaighofer, V. Tresp, and K. Yu. Learning Gaussian process kernels via hierarchical Bayes. In *Advances in Neural Information Processing Systems*, volume 17, pages 1209–1216, 2005.
- [62] L. B. Sheiner. The population approach to pharmacokinetic data analysis: rationale and standard data analysis methods. *Drug Metabolism Reviews*, 15:153–171, 1994.
- [63] L. B. Sheiner, B. Rosenberg, and V. V. Marathe. Estimation of population characteristics of pharmacokinetic parameters from routine clinical data. *Journal of Pharmacokinetics and Biopharmaceutics*, 5(5):445–479, 1977.
- [64] L. B. Sheiner and J. L. Steimer. Pharmacokinetic/pharmacodynamic modeling in drug development. *Annual Review of Pharmacology and Toxicology*, 40:67–95, 2000.
- [65] N. Srebro, J. D. M. Rennie, and T. S. Jaakkola. Maximum-margin matrix factorization. In *Advances in Neural Information Processing Systems*. MIT Press, 2005.
- [66] V. Srivastava and T. Dwivedi. Estimation of seemingly unrelated regression equations: A brief survey. *Journal of Econometrics*, 10:15–32, 1971.
- [67] L. Terveen, W. Hill, B. Amento, D. McDonald, and J. Creter. PHOAKS: a system for sharing recommendations. *Communications of the ACM*, 40(3):59–62, 1997.
- [68] S. Thrun. Is learning the n-th thing any easier than learning the first. In *Advances in Neural Information Processing Systems*, volume 8.
- [69] S. Thrun and L. Pratt. *Learning to learn*. Kluwer, 1997.

- [70] A. N. Tikhonov and V. Y. Arsenin. *Solutions of Ill Posed Problems*. W. H. Winston, Washington, D. C., 1977.
- [71] V. Vapnik. *Statistical Learning Theory*. Wiley, New York, NY, USA, 1998.
- [72] S. Vozeh, J. L. Steimer, M. Rowland, P. Morselli, F. Mentre, L. P. Balant, and L. Aarons. The use of population pharmacokinetics in drug development. *Clinical Pharmacokinetics*, 30(2):81–93, 1996.
- [73] G. Wahba. *Spline Models for Observational Data*. SIAM, Philadelphia, USA, 1990.
- [74] J. C. Wakefield, A. F. M. Smith, A. Racine-Poon, and A. E. Gelfand. Bayesian analysis of linear and non-linear population models by using the Gibbs sampler. *Applied Statistics*, 41:201–221, 1994.
- [75] Y. Xue, X. Liao, L. Carin, and B. Krishnapuram. Multi-task learning for classification with Dirichlet process priors. *Journal of Machine Learning Research*, 8:35–63, 2007.
- [76] K. Yu, V. Tresp, and A. Schwaighofer. Learning Gaussian processes from multiple tasks. In *Proceedings of the International Conference on Machine Learning (ICML)*, pages 1012–1019, 2005.
- [77] S. Yu, V. Tresp, and K. Yu. Robust multi-task learning with t-processes. In *ICML '07: Proceedings of the 24th international conference on Machine learning*, pages 1103–1110, New York, NY, USA, 2007. ACM.
- [78] L. Yuh, S. Beal, M. Davidian, F. Harrison, A. Hester, K. Kowalski, E. Vonesh, and R. Wolfinger. Population pharmacokinetic/pharmacodynamic methodology and applications: a bibliography. *Biometrics*, 50:566–575, 1994.
- [79] J. Zhang, Z. Ghahramani, and Y. Yang. Flexible latent variable models for multi-task learning. *Machine Learning*, Online First, 2008.