

Linear-Time Recognition of Probe Interval Graphs

Ross M. McConnell*

Yahav Nussbaum†

Abstract

The interval graph for a set of intervals on a line consists of one vertex for each interval, and an edge for each intersecting pair of intervals. A probe interval graph is a variant that is motivated by an application to genomics, where the intervals are partitioned into two sets: probes and non-probes. The graph has an edge between two vertices if they intersect and at least one of them is a probe. We give a linear-time algorithm for determining whether a given graph and partition of vertices into probes and non-probes is a probe interval graph. If it is, we give a layout of intervals that proves this. We can also determine whether the layout of the intervals is uniquely constrained within the same time bound. As part of the algorithm, we solve the consecutive-ones probe matrix problem in linear time, develop algorithms for operating on PQ trees, and give results that relate PQ trees for different submatrices of a consecutive-ones matrix.

1 Introduction

The *intersection graph* for a collection of sets has one vertex for each of the sets and an edge between two vertices if the corresponding sets intersect. An *interval graph* is the intersection graph of a set of intervals on a line. The set of intervals constitutes an *interval model* of the graph. Figure 1 gives an example. Interval graphs play an important role in many problems, see [7, 10, 12].

The problem of recognizing whether a graph is an interval graph played a key role in the 1950's in establishing the linear topology the fine-scale organization of genetic information in DNA [2]. The linear topology of a DNA molecule had been known since 1953, when it was described by Watson and Crick. In addition, it was known that the collection of genes had a linear arrangement along the chromosome, since this arrangement could be inferred from recombination frequencies of alleles.

This was not enough to establish what we now know, which is that the genetic information in a chromosome is written in its entirety onto a single DNA molecule (actually, two identical

*Computer Science Department, Colorado State University, Fort Collins, CO 80528, USA, rmm@cs.colostate.edu

†The Blavatnik School of Computer Science, Tel Aviv University, 69978 Tel Aviv, Israel, yahav.nussbaum@cs.tau.ac.il

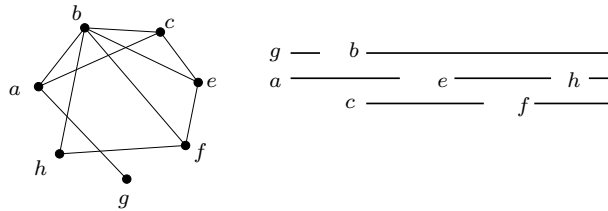


Figure 1: An interval graph and an interval model of it.

DNA molecules called sister chromatids). What was known at that time did not exclude the possibility that the fine structure of the chromosome was organized around multiple independent DNA molecules or one with small branches, giving it a tree-like topology that only appeared to be linear on a large scale.

To test the hypothesis that the fine structure was linear, Seymour Benzer isolated 145 mutant strains of a bacteria-infecting virus, T4 [2]. He further hypothesized that each mutation occupied a contiguous region of the genome, which would be an interval of the genome if the topology was indeed linear. The test of these hypotheses consisted of finding a method for determining which pairs of mutations occupied intersecting regions of the genome, and then testing whether the derived intersection graph was an interval graph.

By themselves, the strains are not viable. When bacteria are infected with two of the strains, however, the viruses can recombine their genomes to assemble the original viral genome, giving rise to viable viruses, provided that the regions occupied by their two mutations do not intersect. By infecting bacteria with a pair of strains and determining whether viable viruses arose, he was able to deduce the presence or absence of an edge in the intersection graph with high accuracy. He found an interval graph on 144 of the 145 strains that was consistent with thousands of tests. The anomalous strain had to be excluded when it was found to have two mutations that were not contiguous.

The fraction of all graphs that are interval graphs on 144 vertices is minuscule, so this was a strong test of the hypothesis. The interval model he found for the graph gave one possible linear arrangement of the intervals occupied by the mutations, but this was not uniquely constrained by the graph, hence by the data.

His paper gives the first characterization of interval graphs, based on combinatorial properties of their adjacency matrices, together with a heuristic for recognizing whether a graph is an interval graph. According to an acknowledgment at the end of the paper, the characterization of interval graphs and the heuristic he used for recognizing them was due to the prominent biochemist Leslie Orgel of Cambridge, who suggested it to him in a personal communication. As far as we know, the original characterization has not previously been attributed to Orgel in the graph theory literature.

This ignited considerable interest in the combinatorial study of interval graphs. Lekkerkerker and Boland gave a characterization in terms of forbidden induced subgraphs in 1962 [14]. It also sparked a search for efficient algorithms for determining whether a graph is an interval graph [9] and producing an interval model if it is. Booth and Lueker gave the first linear-time algorithm for the problem in the 1970's [4]. Their algorithm determines whether the graph uniquely constrains the linear arrangement of the intervals.

A (*partitioned*) *probe interval graph* [20] (also called *interval probe graph*) is a graph in which the vertex set is partitioned into *probes* and *non-probes*. It is a generalization of intersection graph of an interval model, such that the graph has an edge between two vertices if their intervals intersect *and at least one of them is a probe*. Information about intersections of non-probe intervals is missing. Such a model is a *probe interval model* of the graph.

There has been quite a bit of work on topological and combinatorial properties of these graphs; see [12] for a survey. The motivation that initially gave rise to interest in the class was for physical mapping of genomes [29, 27, 28]. Rather than using mutations to deduce intersections, small fragments of single-stranded DNA from a region of a genome were cloned and embedded in a filter, and then tested against probes taken from the complementary strands to see which probes hybridized (bonded) with them. Hybridization indicates that the strands share a section that encodes for the same sequence of base pairs. If this sequence is long enough, it occurs on a unique interval of the genome, and therefore indicates that the strands come from intersecting intervals. Only a subset of the fragments were used as probes. The intersections

inferred by the procedure were represented by a probe interval graph, since no direct information about hybridization between non-probes was available in the experimental data. The possibility of deducing a probe interval model from the graph, especially if it was uniquely constrained, provided a possible way to infer the linear arrangement of the fragments.

At the time, no efficient algorithm for deducing a probe interval model was known. The possibility that one might not exist was recognized as an obstacle to the approach [20]. In [28], a heuristic based on breadth-first search was instead applied to the probe interval graph in the hopes of finding a chordless path in the probe interval graph that consisted of intervals that spanned the region of interest. An efficient algorithm for constructing probe interval models, had it been available, could have solved this problem reliably.

A polynomial algorithm for the recognition and construction of probe interval models was first given by Johnson and Spinrad [13], who gave an $O(V^2)$ bound. Using a different approach, McConnell and Spinrad gave an $O(V + E \log V)$ algorithm [18]. Uehara claimed an $O(V^2 + VE)$ algorithm [26] that checks whether the model is unique, though some of the details have not been fully described.

In this paper, we give the first linear-time algorithm for the problem. That is, the input is a graph $G = (P, N, E)$, where the $\{P, N\}$ is a partition of the vertices into probes and non-probes. The algorithm determines whether there exists a probe interval model of G consistent with this partition of the vertices into probes and non-probes. If there is, the algorithm returns such a model. The algorithm also determines whether the layout of the model is unique, according to a slight generalization of a definition of uniqueness that is well-known in the case of interval graphs, and suitable for deducing the arrangement of intervals in a genome. This work appeared in preliminary form in [19].

All of the above algorithms take as input a graph whose vertex set is partitioned into probes and non-probes. Chang et al. [6] consider the problem of recognizing this graph class when this partition is not given.

The original motivating application to biology has been superseded by more reliable and economical techniques. However, hybridizing pairs continue to be of interest for inferring whether intervals occupied by DNA fragments intersect [8], giving rise to intersection graphs.

In some cases, the intersection graphs continue to be modeled by probe interval graphs, rather than full interval graphs. For example, in *contig scaffolding*, there are two kinds of segments of the genome, *contigs* and intervals with *paired-end tags* [24]. The sequence represented by a contig is known. Only small sequences at the extreme ends of a tagged intervals are known, however; these are the paired-end tags. The intersections of contigs with each other and with paired-end tag intervals can be deduced. The tags are small compared to the lengths of their intervals. Therefore, when two of these intervals intersect, their end tags are unlikely to intersect, and the intersection of their intervals cannot be inferred directly. The graph given by the hybridization data is therefore modeled by a probe interval graph, where the contigs are the probes and the paired-end tag intervals are the non-probes.

Our algorithm would probably have been more useful for Benzer than Booth and Lueker's, had these algorithms been available at the time, because he did not have the resources to perform all $n(n - 1)/2$ experiments needed to construct the full interval graph on $n = 144$ mutations.

An obstacle to the usefulness of efficient algorithms for construction of interval models from hybridization data is that, at the time of this writing, hybridization data are prone to many false positives and false negatives. This corrupts the experimentally derived graph by adding or removing edges in the true intersection graph, and with high probability, this will give rise to a graph that is no longer an interval graph or probe interval graph. This is one reason that the proposed method of [27, 29] never become competitive with alternative sequencing techniques. Advances in the accuracy of detecting intersections, either by hybridization

or by some unforeseen method, before our algorithm for constructing probe interval models, or Booth and Lueker’s algorithm for constructing interval models, are very useful in physical mapping or sequencing. Benzer’s methods, however, illustrate that it may be difficult to foresee clever future laboratory methods that could give rise to highly accurate intersection data in the future.

Despite impracticality of applying it to noisy biological data, the algorithm of Booth and Lueker continues to be studied by people working with hybridization data, because of the structural insights it gives about the graph class. The concepts it uses, such as the *consecutive-ones property* and *PQ trees* (discussed below) have given rise to methods that are more tolerant of errors in the data [22]. One contribution of our paper is to give analogous structural insights into the class of probe interval graphs.

A *circular-arc graph* is the intersection graph of arcs on a circle. Circular-arc graphs are a generalization of interval graphs; interval graphs are those circular-arc graphs that have a model where the arcs do not cover the entire circle. This generalization, which reflects constraints in cyclic scheduling problems, for example, is much less structured than interval graphs. For example, in interval graphs, the number of maximal cliques is bounded by the number of vertices, while in circular-arc graphs, it can be exponential in the size of the graph [25]. Interval graphs are a subclass of the class of perfect graphs, while circular-arc graphs are not. When Booth and Lueker developed their linear-time algorithm for recognizing interval graphs and producing interval models, Booth conjectured that the corresponding problems for circular-arc graphs would turn out to be NP-complete [3]. The conjecture was later disproved [25], and the first linear-time algorithm was given in [17].

The ability to find a probe interval model for a probe interval graph was an essential step in the result of [17]. The class of probe interval graphs was described independently in an early draft of that paper, before it was pointed out that it had previously been described in connection with a biological application. The paper used an algorithm for recognizing probe interval graphs and finding a probe interval models that is described in [18]. Even though the algorithm of [18] is not linear, it does not violate the linear time bound for the circular-arc graph recognition algorithm, since it operates on a graph whose size is sublinear in the size of G .

One interpretation of a probe interval graph is that it is an interval graph where reports of adjacencies by non-probe vertices are missing or distrusted. Adjacencies between the trusted and the untrusted vertices can be obtained from the trusted vertices; only adjacencies between pairs of untrusted vertices are unknown. This interpretation is driven by applications that have been identified so far.

Another interpretation is that interval graphs are used to represent conflicts and compatibilities in scheduling problems. Their membership in the class of perfect graphs (see [10]) gives rise to efficient algorithms for finding maximum independent sets, maximum cliques, and minimum colorings [7], which correspond to sets of interest for finding efficient schedules. Probe interval graphs, which are also perfect graphs (see [20]), introduce a third possibility, which is that a subset of the jobs do not have a conflict even if their intervals intersect. For example, if some of the jobs require a dedicated resource for technical or security reasons, while others can share the resource, then the conflicts are modeled with a probe interval graph, where the jobs that require exclusive access are the probes and those that do not are the non-probes. A linear-time algorithm for finding a maximum clique and minimum coloring, given a probe interval model, is given in [12]. A consequence of our result is therefore a linear-time algorithm for minimum coloring and maximum clique, given the partitioned probe interval graph. An open problem is whether a maximum independent set and minimum clique cover can be found in linear time from the probe interval model.

A *consecutive-ones ordered matrix* is a 0-1 matrix in which 1's in each row are consecutive. A *consecutive-ones ordering* of a 0-1 matrix is permutation of its columns that gives a consecutive-ones ordered matrix. A 0-1 matrix has the *consecutive-ones property* if there exists a consecutive-ones ordering of it. A family \mathcal{F} of subsets of a set C has the *consecutive-ones property* if there exists an ordering of elements of C such that each member of \mathcal{F} is consecutive. The two concepts are equivalent, since \mathcal{F} can be represented using one row for each $X_i \in \mathcal{F}$, one column for each element of C , and a 1 in row i , column j if set i contains element c_j of C , and the resulting matrix has the consecutive-ones property if and only if the set family does. A *consecutive-ones matrix* is one that has the consecutive-ones property; it is not necessarily consecutive-ones ordered.

As part of their algorithm to recognize interval graphs, Booth and Lueker developed an algorithm to determine whether a matrix is a consecutive-ones matrix, and, if so, to produce a consecutive-ones ordering of it, in time proportional to the number of rows, columns, and 1's in the matrix, given a sparse representation. We use this result extensively in this paper.

The *consecutive-ones sandwich* problem is an extension of the consecutive-ones problem, where each entry is 0, 1 or *. An * is a "don't care"; it can stand for either a 0 or a 1. The problem is to find an assignment of 0's and 1's to the *'s such that the resulting matrix has the consecutive-ones property. Deciding whether this is possible is NP-Complete [11]. This fact was recognized as a possible obstacle to efficient construction of probe interval models in [20]. The *consecutive-ones probe matrix* problem is the special case where we require that the *'s form a submatrix (see also [5]). This is also a generalization of the consecutive-ones problem. We give an algorithm that takes time that is linear in the number of rows, columns, and 1's in M to find a solution or determine that none exists. This requires an efficient representation of M that does not represent the *'s explicitly, and our solution gives an implicit assignment of 0's and 1's to *'s. The *'s can be assigned values explicitly, but the number of them might not be linear in the size of the input. In this paper, we develop methods for reducing the problem of constructing probe interval models to that of solving the consecutive-ones probe matrix problem.

When Booth and Lueker's algorithm determines that a matrix has the consecutive-ones property, it gives an implicit representation of *all* consecutive-ones orderings of a matrix, called a *PQ tree*. (See Figure 2.)

The leaves of the PQ tree are the one-element subsets of the set of columns of the matrix. The PQ tree gives all consecutive-ones orderings by constraining the orderings of children of internal nodes, as follows. Some of the internal nodes are labeled *P nodes*. For such a node every ordering of its children is permitted. Others are labeled *Q nodes*. For such a node, an ordering of its children is given; the only permissible orderings of its children are the given ordering and its reverse. For a PQ tree T , let $\Pi(T)$ denote the set of all possible orderings of its leaves, given these constraints. T uniquely determines $\Pi(T)$. We consider different orderings of the PQ tree that are consistent with the constraints to be the same PQ tree. The algorithm of Booth and Lueker [4] either finds the unique PQ tree $T(M)$ such that $\Pi(T)$ is equal to the consecutive-ones orderings of columns of a matrix M , or determines that the matrix is not a consecutive-ones matrix. It is also easy to see that $\Pi(T)$ uniquely determines T for any PQ tree. One way to see this is an algorithm we give below that, given T , constructs a matrix whose consecutive-ones orderings are $\Pi(T)$, which then has a unique PQ tree by Booth and Lueker's result.

A significant part of our paper is devoted to developing general results about PQ trees and consecutive-ones ordered matrices that then allow us to derive our algorithm for probe interval graphs. We develop proof techniques and useful results about the relationships between the PQ trees of a matrix and those of its submatrices. See, for example, Section 4.3, and, for examples of applications, Sections 5.3.1 and 6). We give examples of how Booth and Lueker's algorithm can be exploited as a black box for answering constraint satisfaction questions that do not

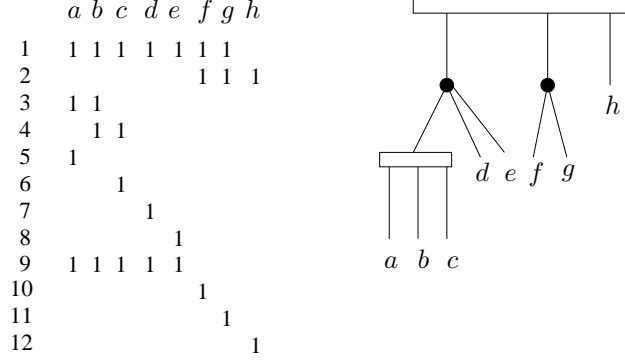


Figure 2: The PQ tree of a consecutive-ones matrix. Only the 1's are depicted in the matrix; other entries are 0's. The leaves of the tree are the columns of the matrix. The P nodes are represented with black discs and the Q nodes are represented with rectangles. At each P node, the children can be ordered arbitrarily, and at each Q node, the children can be ordered in the depicted way or its reverse. The resulting ordering of leaves is always a consecutive-ones ordering of the columns of the matrix. All consecutive-ones orderings of the matrix can be obtained in this way.

correspond to ones that it had been originally designed for. See, for example, Sections 5.2.1 and 5.2.2.

Uehara claims a data structure for implicitly representing all possible probe interval models, though some details required to verify it are missing [26]. The time bound he gives for constructing it is $O(V^2 + VE)$. We develop a structure based on a pair of PQ trees that has this capability (Figure 11), and we construct it in time that is linear in the size of the graph.

2 Preliminaries

2.1 Notation

Except for some additional definitions, we use standard terminology and conventions from [7]. For example, that text states that the space requirement of the adjacency-list representation of a graph is $\Theta(n + m)$, since it requires that many integers and pointers (words of memory in the RAM model), even though the number of bits required is $\Theta((n + m) \log n)$. We use the RAM model in this paper for measuring space requirements, not just time requirements.

Given a graph, we let n denote the number of vertices and m the number of edges. We will assume the standard adjacency-list representation of a graph. Let $N(v)$ denote the *open neighborhood* of v , that is, the set of neighbors of v in G , and let $N[v]$ denote its *closed neighborhood*, that is, $\{v\} \cup N(v)$.

By $G = (P, N, E)$, we denote a probe interval graph with probes P and non-probes N . Let $V = P \cup N$ denote the vertex set. If X is a nonempty subset of $P \cup N$, let $G[X]$ denote the subgraph of G induced by X , together with the classification of members of X as probes or non-probes.

If X is a set, let $X - c$ denote $X \setminus \{c\}$. If \mathcal{R} is a collection of sets, let $\mathcal{R} - c$ denote $\{X - c \mid X \in \mathcal{R}\}$. If $G = (V, E)$ is a graph and u is a vertex, let $G - u$ denote $G[V - u]$. More generally, if $U \subset V$, let $G - U$ denote $G[V \setminus U]$.

If M is a 0-1 matrix, let $R(M)$ and $C(M)$ denote its rows and columns, respectively. If Y is a subset of its rows, and X is a subset of its columns, $M[Y][X]$ denotes the submatrix given by rows of Y and columns of X . When we wish to restrict only the row set, we denote this

$M[Y]$; it is implied that columns are $C(M)$. When we wish to restrict only the column set, we denote this $M[X]$; it is implied that the row set is the $R(M)$. If c is a column of M , then we let $M - c$ denote $M[R(M) \setminus \{c\}]$.

We will often treat the columns of a 0-1 matrix as *sets*, where each column is the set R of rows in which the column has a 1. A shortcoming of this convention is that, unlike a dynamic list, a set has no identity independent of its contents. We want a column to retain its identity when we add or remove a row from the matrix, even though the set it represents may change. Also, if two columns represent the same set, we want them to have separate identities, which they retain even when we permute the column order.

We therefore assume that each column x has an identity separate from its current contents, much like a dynamic list. Taking a submatrix $M[Y]$ of M can be seen as an operation on column lists. This allows us to say that $M[Y]$ and M have different sets of rows but have the same column set. If x is a column of M , we let $S(M, c)$ denote the set of rows where the column has 1's. Note that $S(M[Y], c) = S(M, c) \cap Y$. If M is understood, we let $S(c)$ denote $S(M, c)$. Rows are handled in a symmetric way; if r is a row, $S(M, r)$ denotes the set of columns of M where the row has a 1, and if X is a set of columns of M , $S(M[X], r) = S(M, r) \cap X$. Though this notation is convenient in mathematical expressions, we will sometimes ignore the distinction between a column and the set it represents in English sentences when the meaning is clear. For example, we can say that column c is a *subset of another column* instead of the more formal $S(c) \subseteq S(c')$ for some $c' \in C(M)$ such that $c' \neq c$.

A sparse representation of a binary matrix can be obtained by giving to each 1 a pointer to the next and preceding 1 in its row and the next and preceding 1 in its column. The size of the representation, as measured on the RAM model, is proportional to the number of rows, columns and 1's and we consider an algorithm to run in linear time if it runs in time proportional to this size. Using elementary methods, such a representation can be obtained in linear time from a list of the positions of nonzero elements in each row or in each column. The order of rows and columns can also be permuted arbitrarily in linear time. A submatrix can be represented with ordered lists of pointers to a subset of rows and columns.

2.2 Classes of graphs and matrices

We define the *cliques* of a graph to be its *maximal* complete subgraphs. We assume that the vertices of a graph are numbered from 1 through n . A *clique matrix* of a graph is a 0-1 matrix with one row for each vertex, one column for each clique, and a 1 in row i , column j if vertex i is a member of clique j . In this paper, we consider two clique matrices to be equal if and only if they are equal in the standard sense of matrix equality in linear algebra. This differs from some papers that refer to *the* clique matrix, reflecting the view that the purpose of the matrix is to represent the family of cliques, and the order of columns is unimportant. By our convention, an interval graph with k cliques has $k!$ clique matrices, all of which have the consecutive-ones property but not all of which are consecutive-ones ordered.

A vertex v is *simplicial* if $N[v]$ is a complete subgraph; in this case, $N[v]$ must be a clique.

A *chordal graph* is a graph with no induced cycle of size greater than three. A chordal graph has $O(n)$ cliques, and the sum of their cardinalities is $O(n + m)$, so a sparse representation of a clique matrix takes $O(n + m)$ space. It takes $O(n + m)$ time to find a sparse representation of a clique matrix of a chordal graph by the algorithm of Rose, Tarjan and Lueker [23].

Booth and Lueker's algorithm [4] for recognizing interval graphs uses the algorithm of Rose, Tarjan and Lueker either to determine that the graph is not chordal, in which case it is not an interval graph, or else to produce a sparse representation of a clique matrix.

It then uses the fact that a graph is an interval graph if and only if its cliques have the

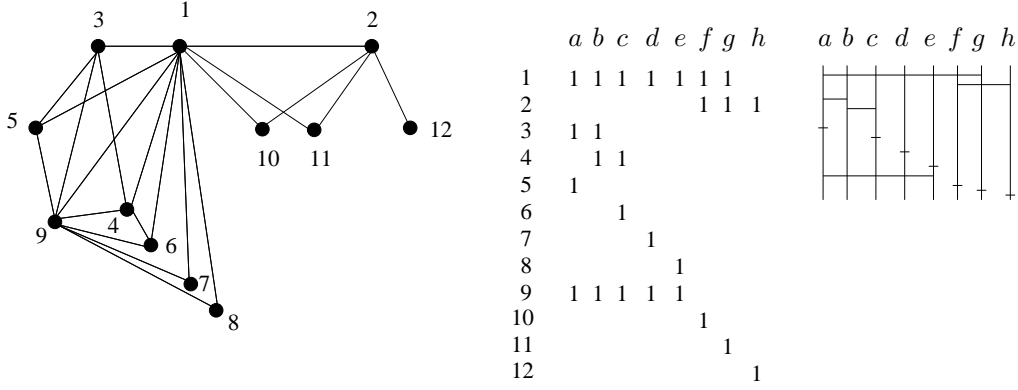


Figure 3: An interval graph, a consecutive-ones ordered-clique matrix (the matrix of Figure 2) and a schematic representation of it.

consecutive-ones property. The central element of their recognition algorithm is an algorithm for either finding a consecutive-ones ordering of a 0-1 matrix, or else determining that none exists. They apply this to a clique matrix of the chordal graph to determine whether it is an interval graph. Figure 3 gives an example.

To see why a graph is an interval graph if its clique matrices are consecutive-ones matrices, note that the consecutive-ones ordering of a clique matrix defines an interval model: the interval for each vertex extends from the first to the last column of the block of consecutive ones in its row. Two vertices of a graph are adjacent if and only if they are members of a common clique, so two of these intervals intersect if and only if their vertices are adjacent. Thus Booth and Lueker's algorithm produces an interval model whenever the input graph is an interval graph.

To see why the clique matrices of every interval graph have the consecutive-ones property, let G be an interval graph. There exists a set \mathcal{I} of intervals on the line, one for each vertex, whose intersections give the edges of G . For each clique K of G , the intervals corresponding to K are pairwise intersecting. Any set of pairwise intersecting intervals must have an intersection point p in common; this is known as the *Helly property*. Associating one such point on the line for each clique gives a left-to-right ordering of the cliques. For each vertex, the cliques that contain it are those whose associated points lie in the vertex's interval. These cliques are consecutive in the left-to-right ordering, so this ordering of the cliques is a consecutive-ones ordering. For example, in Figure 1, the cliques from left-to-right are $(\{a, g\}, \{a, b, c\}, \{b, c, d\}, \{b, e, f\}, \{b, f, h\})$, and for each vertex, the cliques that contain the vertex are consecutive in this ordering.

An important fact for our purposes is that Booth and Lueker's algorithm for finding a consecutive-ones ordering can operate on an arbitrary 0-1 matrix, not just a clique matrix of a chordal graph. Its input is a sparse representation of the matrix, and it takes time proportional to the number of rows, columns, and 1's in the matrix. If a 0-1 matrix is consecutive-ones ordered, let the *left endpoint* of a row be the column of its first 1, the *right endpoint* be the column of its last 1, and the row's *interval* the block of columns where it has 1's.

For the consecutive-ones probe matrix problem, we seek to represent the inputs in space proportional to the number of rows, columns, and 1's in the probe matrix. In other words, we do not have to represent the *'s explicitly. Let M_R be the submatrix of the probe matrix M whose rows are the rows that do not have *'s, and whose columns are all columns of M . Let M_C be the submatrix of M whose columns are the columns that do not have *'s, and whose rows are all rows of M . The columns of M_C are a subset of the columns of M_R , and the rows of M_R are a subset of the rows of M_C . We represent the input to the problem using sparse representations of M_R and M_C , neither of which contain *'s.

A solution is any a consecutive-ones ordering of columns of M_R , hence of the columns of M , such that the subsequence given by columns in M_C is also a consecutive-ones ordering of M_C . This assigns a position to each column of M_C among columns of M . An $*$ is implicitly a 1 if it occurs between two 1's from columns of M_C in the ordering of columns of M . Since M_C is consecutive-ones ordered, this gives a consecutive-ones ordered matrix. We solve the problem in time linear in the number of rows, columns, and 1's in M_R and M_C . This time bound does not allow us to explicitly assign 1's to the $*$'s; they are implied by the column order. This nevertheless allows linear-time construction of a simple data structure that allows $O(1)$ lookup of the value in any row and column of M , by storing the column number of the first and the last 1 of every row.

3 Overview

At various points, our algorithm may find that a required property is not met, when it must hold if G is a probe interval graph. In this case, we may reject G . For instance, if G is a probe interval graph, then the subgraph $G[P]$ induced by the probes P is an interval graph, so a clique matrix of this subgraph must have the consecutive-ones property. An initial step is to find a consecutive-ones ordering of this matrix, which is required in order to carry out the next steps of the algorithm. If does not have one, then we can reject G and halt. We therefore assume that G is a probe interval graph and use this to prove properties that are required at each step. If we cannot perform the operations as described at the step because the properties do not hold, we reject G and halt. The algorithm also tests for required properties before a step if their absence could undermine the time bound before the problem is noticed. If it does not reject G , the algorithm constructs a probe interval model of G .

The notion of a model of an interval graph generalizes easily to probe interval graphs. Henceforth in this paper, we use the following convention:

Definition 3.1. *A probe interval model of a probe interval graph $G = (P, N, E)$ is a consecutive-ones-ordered matrix that has one row for each vertex, such that two vertices are neighbors in G if and only if their rows intersect and at least one of the vertices is a probe. An interval model of an interval graph is a probe interval model that has no non-probes.*

The consecutive-ones ordered clique matrices of an interval graph are not the only models of an interval graph that satisfy Definition 3.1. Between any two consecutive cliques c_i and c_{i+1} , it is easy to see that a column c can be added such that $S(c)$ is a subset of $S(c_i)$ or of $S(c_{i+1})$ and supersets of $S(c_i) \cap S(c_{i+1})$ without affecting the represented graph.

Notice that the probes in each column induce a complete subgraph in G , but the vertices in a column do not induce a complete subgraph if the column contains more than one non-probe, since non-probes are nonadjacent. The Helly property requires that a each clique of $G[P]$ be a subset of some column in every probe interval model.

Booth and Lueker treat consecutive-ones ordered clique matrices as the “canonical” or “normal” representation of an interval model. Let us call this an interval model in *normal form*. Restricting the focus to this normal form has distinct advantages. This representation distills down the information that the graph gives about possible structures of models, without representing arbitrary details that cannot be deduced from G . Every one of these models is a consecutive-ones ordering of a single model, allowing the PQ tree to give a representation of all of them. They gives a precise definition to what it means for the model to be uniquely constrained: the model is unique, up to reversal of columns. Also, the number of 1's in the clique matrix is $O(n + m)$, and this is not true for arbitrary models. Models that are not clique matrices are implicitly represented by those that are.

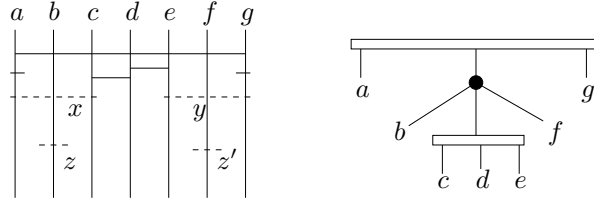


Figure 4: A PQ tree cannot represent all possible arrangements of intervals in a probe interval model that contains both simplicial and non-simplicial non-probes. On the left is a probe interval model, where the dashed lines are the non-probes. Columns b and f owe their existence to simplicial non-probes z and z' . The positions of z and z' can be swapped without otherwise changing the order of the columns to obtain a new model for the same graph. This suggests the PQ tree at the right. However, now there is no way for the PQ tree to reflect the constraint, imposed by the other intervals in the model, that the relative order of a and g constrains the order of (c, d, e) . The orderings expressed by a PQ tree have a type of “context-free” property, in the sense that the orderings expressed by a subtree are independent of any larger context, and this is not sufficient for expressing all probe interval models of a graph that has both simplicial and non-simplicial non-probes.

We therefore also seek a generalization of this standard form to probe interval models. If M is a probe interval model, let the *probe set* in a column denote the probes that are members of the column. A *contraction* of a row in a probe interval model is the operation of changing its first or last 1 to a 0, resulting in a shorter interval for the row’s vertex. A row is *taut* if contracting it changes the represented neighborhood of the row’s vertex. A probe interval model is *taut* if every row is taut. Two consecutive columns in a model can be *merged* if they can be replaced with their union without changing the represented probe interval graph. A model is *minimal* if no two consecutive columns can be merged. Two such columns can be merged if one is a subset of the other, or if they have the same probe set, since making non-probes subsets of a common column does not represent them as adjacent.

Definition 3.2. A probe interval model is a normal probe interval model if it is taut and minimal.

It is easy to see that in the special case of an interval model, where there are only probes, a model is a normal model if and only if it is a consecutive-ones ordered clique matrix. Therefore, a normal probe interval model is a generalization of the an interval model in normal form. We show below that, just as in the case of interval graphs, every probe interval graph has a normal model. As in the case of clique matrices, a normal model has $O(n + m)$ 1’s. This is important for the time bound. Note that $G[P]$ is an interval graph. Each clique of $G[P]$ is a subset of exactly one column of every normal model of G (4.4), just as in the special case of normal interval models. If a probe interval graph has no simplicial non-probes, the normal models are the consecutive-ones ordering of a single normal model (4.13), and the PQ tree of this model therefore gives a representation of all normal models, just as in the case of normal interval models.

Unfortunately, this is not true of probe interval graphs that have simplicial non-probes. The difficulties posed by simplicial non-probes were previously identified by Uehara [26]. That a PQ tree does not suffice to represent all probe interval models of a partitioned graph is illustrated by Figure 4.

We give an algorithm for finding whether a probe interval graph has a unique normal model, up to reversal of column order.

Every column of a normal model contains an endpoint of a row. Let the *clique columns* be those that contain a clique of $G[P]$. We show that a column is a clique column if and only if it contains both left and right endpoints of members of P . Let N_S be the simplicial non-probes. Let the *simplicial columns* be those that are not clique columns and that only contain endpoints of members of $P \cup N_S$. The remaining columns, the *semi-clique columns*, contain right endpoints from P and left endpoints from $N \setminus N_S$, or vice versa. The *non-simplicial columns* are the clique and semi-clique columns.

At the highest level, the strategy is to build up increasingly larger matrices that are submatrices of normal models of increasingly larger subgraphs of G . At each step, we permute the columns from the matrix produced by the previous step so that it is a submatrix of a normal model of the next larger subgraph, then add rows and columns to obtain a normal model of the larger subgraph. We halt when we either discover along the way that G is not a probe interval graph, or else when we return a normal model of G .

The reader may find it helpful to refer to the following sequence of matrices when reading the paper. The sequence is an outline of the steps of the algorithm.

- M_K : This is a consecutive-ones ordered clique matrix of $G[P]$, which is an interval graph; we get this using the interval-graph recognition algorithm of [4]. If M is a normal model of $G - N_S$, some consecutive-ones ordering of M_K is a submatrix of $M[P]$. In general, however, not every consecutive-ones ordering of M_K is a submatrix of a normal model of $G - N_S$.
- M_K^+ : The columns of M_K^+ are the clique columns of every normal model of $G - N_S$, which is the same set of columns as that of M_K . We obtain M_K^+ by adding one row for each member of $N \setminus N_S$ to M_K , filling in the remainders of the columns in the new rows, and finding a consecutive-ones ordering of the resulting matrix. Not all consecutive-ones orderings of M_K^+ are submatrices of normal models of $G - N_S$, however.
- M'_K and M_K^* : M'_K is obtained by adding *constraint rows* to M_K^+ . These correspond to columns that must be consecutive in any ordering of columns of M_K^+ that gives a submatrix of a normal model of $G - N_S$. $M_K^* = M'_K[V \setminus N_S]$ is a submatrix of a normal model of $G - N_S$. The matrices M_K^+ and M_K^* differ only in the order of their columns. We let C_K denote their column set.
- M_N : This is a normal model of $G - N_S$ obtained by adding semi-clique columns to M_K^* . This is possible to do because M_K^* is a submatrix of a normal model of $G - N_S$. We show that, ignoring members of N_S , this gives the clique and semi-clique columns in every normal model of G . Not all consecutive-ones orderings of columns of M_N are submatrices of normal models of G , however.
- M_P : For some normal model M'_G of G , some ordering of columns of M_P is equal to the entire set of columns of $M'_G[P]$. There is one column containing the probe set of each clique column and each semi-clique column. In addition, there is one column for each neighborhood of a simplicial non-probe that is not the probe set of a clique column or a semi-clique column. The latter set corresponds to the simplicial columns of a normal model of G . Thus, for each $x \in N_S$, there is a column of M_P equal to $N(x)$. The set of rows of M_P corresponds to the set of probes P .
- $M_G[V \setminus N_S]$ and M_G : Let X denote the clique and semi-clique columns in a normal model M_G of G . $M_G[V \setminus N_S][X]$ is a consecutive-ones ordering of the columns of M_N . The set columns of $M_G[V \setminus N_S]$ is the same set of columns as of M_P , and the set of

rows of $M_G[V \setminus N_S]$ is the same set of rows as of M_N . Note that the rows of M_P are a subset of the rows of M_N and the columns of M_N are a subset of the columns of M_P . We can find $M_G[V \setminus N_S]$ for some model M_G of G by solving the consecutive-ones probe matrix problem using M_P in the role of M_R and M_N in the role of M_C , where M_R and M_C are the matrices from the definition of the consecutive-ones probe matrix problem (Section 2.2). Since we need an $O(n + m)$ time bound, and not a time bound proportional to the number of 1's in M_R and M_C , we can explicitly fill in the *'s that are 1's, giving a sparse representation of $M_G[V \setminus N_S]$. This is because $M_G[V \setminus N_S]$ is a submatrix of a normal model of G , so it has $O(n + m)$ 1's.

The probe set in each simplicial column is a subset of a clique of $G[P]$. It follows that $M_G[V \setminus N_S]$ is a model of $G - N_S$. It is not a normal model of $G - N_S$. However, for each $x \in N_S$, it now has a column equal to $N(x)$, so x can be placed in this column and its neighborhood is correctly represented. Doing this for all $x \in N_S$ yields a normal model M_G of G .

Let us assume that the members of P occupy the top rows of a model, followed by members of $N \setminus N_S$, followed by the members of N_S . This is accomplished with a suitable numbering of the vertices, which fixes the row order in all models.

For each probe p , let $Q(p)$ denote the set of cliques of $G[P]$ that are subsets of $N[p]$. These are the set of cliques that contain p as a member. Generalizing this, for each non-probe x , we let $Q(x)$ denote the set of cliques of $G[P]$ that are subsets of $N(x)$. Since the sets represented by columns of M_K are the cliques of $G[P]$, we may represent $Q(p)$ and $Q(x)$ with the corresponding sets $Q(p)$ and $Q(x)$ of columns of M_K . The set $Q(p)$ is given for each probe p , and using the fact that M_K is consecutive-ones ordered, we can efficiently find $Q(x)$ for each non-probe x , as described in Section 4.4.

We partition the set of non-probes into three sets: for a non-probe x , $x \in N_1$ if $|Q(x)| > 1$, $x \in N_2$ if it is non-simplicial and $Q(x) = \emptyset$, and $x \in N_S$ if it is simplicial. Note that if $x \in N_1$, it is not simplicial, so $\{N_1, N_2, N_S\}$ is a partition of N .

To find M_K^+ , we add one row to M_K for each $x \in N_1 \cup N_2$, equal to $Q(x)$. That this completes the clique columns of every normal model of $G - N_S$ follows from the Helly property and the appearance of each clique of $G[P]$ in a unique column. For each vertex of N_2 , the row is empty. M_K^+ is any consecutive-ones ordering of the resulting matrix.

For each $x \in N_1$, probes in columns in $Q(x)$ are neighbors of x , since they belong to cliques that are subsets of x 's neighborhood. M_K^+ , when interpreted as a probe interval model, represents these adjacencies. M_K^+ is not a complete model of $G - N_S$; for a neighbor p of x , it can be that x only occurs in columns that also have non-neighbors of p . Therefore, $Q(p)$ and $Q(x)$ do not intersect in M_K^+ , and M_K^+ fails to represent their adjacency. Let us call these *unfulfilled adjacencies* in M_K^+ .

These are the reason semi-clique columns also occur in normal models of $G - N_S$. Such an unfulfilled adjacency must be resolved by inserting a semi-clique column where x and p can meet. This requirement places additional constraints on the ordering of columns of M_K^+ . It must be such that no columns c intrudes between the intervals for x and p . This would block them from meeting each other in a new column, since one of them would have to cross c . Since c is not a member of $Q(x)$ or of $Q(p)$, it contains non-neighboring probes for both x and p , and having one of them cross c would misrepresent the graph.

We can avoid this by adding a *constraint row* to M_K^+ , equal to $Q(x) \cup Q(p)$ for each such pair, and getting a consecutive-ones ordering of the resulting matrix. (See Figure 7). A variant of this trick is required when $x \in N_2$, since then $Q(x)$ is empty.

Doing this for all unfulfilled adjacencies would exceed the $O(n + m)$ bound. Fortunately,

many of the constraints are redundant. We add a constraint only for *representative pairs* of unfulfilled adjacencies, and the omitted constraints are redundant (Figure 8). This adds $O(n + m)$ 1's to the matrix, and a consecutive-ones ordering of it gives M'_K .

Now that they have helped order the columns of M'_K , we delete the constraint rows to obtain $M_K^* = M'_K[V \setminus N_S]$, which is a submatrix of a normal model of $G - N_S$.

We can now extend M_K^* to the model M_N of $G - N_S$ by inserting the semi-clique columns between each pair of consecutive columns of M_K^* (Figure 10).

A normal model can then be built for G using a solution to the consecutive-ones probe matrix problem, as described in the last point above. A key tool in our solution of the consecutive-ones probe matrix is the idea of the *restriction* $T[C]$ of the PQ tree T of a matrix M to the one-element subsets of a set C of its columns. This is a type of homomorphism that preserves the constraints consecutive-ones orderings of M impose on the relative orderings of columns in C . (See Figure 6.) A special case of this operation has been described in [16] and in [15], but only for certain sets of columns such that $T[C]$ is the PQ tree of $M[[C]$. The general solution is trivial to compute (Algorithm 1). The concept shows promise as a tool for proofs. The strategy for applying it to the consecutive-ones probe matrix problem is outlined in the caption of Figure 11.

4 Initial steps and observations

We can run the recognition algorithm separately on each connected component of G to produce disjoint probe interval models for the components. The collection of these is a probe interval model of G . If any component fails to be a probe interval graph, then G fails to be a probe interval graph. This reduces the problem to that of deciding whether a connected graph is a probe interval graph, and producing a model if it is. Henceforth, we will assume that G is connected.

4.1 Variations on radix sorting

Given a collection of lists of integers from $\{1, 2, \dots, n\}$, whose sum of lengths is k , we may sort each list by sorting all the elements of all the lists in a single radix sort using set number as primary sort key and element value as secondary sort key. This takes $O(n + k)$ time. We can sort the adjacency lists of a graph in linear time, for example. Also, we can sort the collection of the lists lexicographically in $O(n + k)$ time even though they have different lengths [1]. Thus, we can sort the rows or columns of a matrix lexicographically in linear time, given a sparse representation.

Variations of this that we will use are the following. Suppose we are given j groups of lists of integers from 1 through n , and the sum of lengths of the lists of integers is k . We can sort each list of integers, all lists lexicographically, and then, using a stable sort, segregate this list back into the j groups. This gives each of the j groups, sorted lexicographically, in $O(n + k)$ time. Since each list of integers is sorted, we may eliminate any duplicate lists in any of the j groups, also in $O(n + k)$ time. If, instead of sorting the lists lexicographically in this sequence of operations, we sort the lists by length, we get each of the j groups sorted by length. We can then determine whether the elements of each of the j groups induce a chain $X_1 \subseteq X_2 \subseteq \dots \subseteq X_k$ in the subset relation, in $O(n + k)$ time.

4.2 Properties of normal models

Lemma 4.1. *For every probe interval graph $G = (P, N, E)$, there exists a normal probe interval model of G .*

Proof. Let M be an arbitrary probe interval model of G . If some row is not taut, we may change an endpoint of its interval from 1 to 0 without affecting the represented graph. If two consecutive columns can be merged without changing the represented graph, we merge them.

We iteratively perform one of these operations until none of them can be performed. Since each operation reduces the number of 1's in the matrix, this process eventually results in a normal model, and since none of the operation changes the represented probe interval graph, it is a normal model of G . \square

Lemma 4.2. *In every normal model of a connected probe interval graph that has more than one vertex, every column has a nonempty set of probes.*

Proof. If c is a column with an empty set of probes, c cannot be the endpoint of any vertex, since it would either fail to be taut or be a simplicial non-probe with no neighbors, contradicting connectedness of the graph. \square

Lemma 4.3. *In every normal model, each non-probe resides in a single column if and only if it is simplicial.*

Proof. If a non-probe x occurs in only one column c , its neighbors are $S(c) \cap P$, which form a complete subgraph due to their presence in a common column, and x is simplicial. If a simplicial non-probe y has a 1 in more than one column, the Helly property dictates that one of the columns has $N(x)$ as its probe set, and y 's 1's in the other columns can be deleted without affecting the represented graph, contradicting the tautness of the model. \square

A probe may occur in only one column without being simplicial, since its non-probe neighbors are nonadjacent to each other.

Lemma 4.4. *In a normal model, each clique of $G[P]$ is a subset of exactly one column.*

Proof. Each clique of $G[P]$ must be a subset of at least one column by the Helly property of interval models. Suppose a clique X is a subset of more than one column. By consecutiveness of 1's in each row of X , the intersection of these rows is consecutive. The columns in this intersection all have X as their probe set. They can be merged, since the intervals that now meet and didn't meet before are non-probes, contradicting the normality of the model. \square

We can now fill out and justify the classification of columns as clique, semi-clique, and simplicial columns.

Definition 4.5. *A vertex that is a member of only one column c in a model has degenerate endpoints; they are both c . The endpoints of a vertex that is a member of more than one column are proper endpoints. A column c' of a model is a clique column if it contains a clique of $G[P]$. It is a left semi-clique column of $S(C) \cap (V \setminus N_S)$ if it has a proper right endpoint of a probe and a proper left endpoint of a non-probe, no left endpoint of a probe, and no right endpoint of a non-probe. A right semi-clique column is defined symmetrically. It is a simplicial column if it is not a clique column, contains a simplicial non-probe, and contains no endpoints of non-simplicial non-probes.*

Lemma 4.6. *In a normal model, every column is a clique column, a semi-clique column, or a simplicial column.*

Proof. Let c be a column and assume for contraction that it is not of one of these three types.

Suppose that c is not the endpoint of any probe. If c is a proper endpoint of some non probe x then x is not taut. If c is a degenerate endpoint of a non-probe then it is a simplicial column.

If c is not an endpoint of any non-probe, then it can be merged with one of the adjacent columns without affecting the represented graph.

Suppose that c is an endpoint of a probe p . Without loss of generality, suppose it is a right endpoint. The column c does not contain a left endpoint of a probe, since otherwise it would be a clique column. Since x has no left endpoint of a probe, no member of $N_1 \cup N_2$ can have its right endpoint in the column, as it would not be taut. If c has no left endpoint at all in the column, then p is not taut. Thus c must have the left endpoint of a non-probe. If it contains the left endpoint of a member of $N_1 \cup N_2$, then it satisfies the definition of a left semi-clique. Otherwise, the left endpoints in the column belong to simplicial non-probes, and it is a simplicial column. In any of the cases we either get a contradiction to the normality of the model, or to the assumption that c is not of one of the three types. Therefore, every column must be of one of the tree types. \square

Though it would be convenient, we cannot require that every column have the endpoint of a probe. When a simplicial non-probe has as its neighbors the intersection of consecutive cliques of $G[P]$ in the model, its column cannot contain the endpoint of a probe in the model.

Lemma 4.7. *In a normal model, no column is a subset of any other.*

Proof. Suppose a column c is a subset of a column c' . Without loss of generality, suppose c' is to the left of c . By consecutiveness of 1's, if c'' is the adjacent column to the left of c $S(c) \subseteq S(c'')$. Thus, c can be merged with c'' without changing the represented graph. Since they are consecutive, this does not affect consecutiveness of 1's in the model. \square

We call a column c that is not a clique column a *non-clique column*.

Lemma 4.8. *In a normal model M , the probe set in every non-clique column is a proper subset of either the probe set of the next column to its left or of the probe set of the next column to its right.*

Proof. If c_1 and c_2 are consecutive columns with equal probe sets, they can be merged without affecting consecutiveness of 1's or the represented graph. No consecutive columns have the same probe set.

Let c be a non-clique column. A non-clique column cannot contain both left and right endpoints of probes. Without loss of generality, suppose that it does not contain the right endpoint of a probe. Then the set of probes in c is a subset of the set of probes in the column to its left. Since consecutive columns cannot have equal probe sets, the probes in c must be a proper subset of the probes in the column to its left. \square

As we mentioned above, the matrix clique of an interval graph has $O(n)$ columns and $O(m+n)$ 1's. It is not obvious that a model of a probe interval graph maintains this property, since there might be $\Theta(n^2)$ adjacencies among non-probes which are realized by the model but are not represented by edges in the graph. The next lemma shows however that for normal models this property holds.

Lemma 4.9. *If M is a normal model of a probe interval graph G , then M has at most n columns and $O(n+m)$ 1's.*

Proof. By Lemma 4.6, every column contains a left endpoint and a right endpoint. There are $2n$ endpoints, so the number of columns is at most n .

If a column has the endpoint of a probe p , charge the 1's in the column to p . The number of 1's in the column is bounded by the size of the closed neighborhood of p . Over all columns,

each probe is charged in at most two columns for the size of its closed neighborhood, so the number of 1's in these columns is $O(n + m)$.

It remains to bound the number of 1's in simplicial columns. Let $\{c_1, c_2, \dots, c_k\}$ be the simplicial columns. For each j from 1 through k , let p_j be a probe with an endpoint in c_j , or if it has no endpoint of a probe, let p_j be a probe with an endpoint in a column next to c_j . By Lemma 4.8, p_j exists. Since c_j contains no endpoint of a vertex in $N_1 \cup N_2$, by definition, every member of $V \setminus N_S$ in c_j is a neighbor of p_j . The number of 1's in $c_j[V \setminus N_S]$ is at most $|N[p_j]|$. Charge these 1's to p_j . Charge the 1's in $c_j[N_S]$ to an arbitrary probe q in c_j ; the rows where these 1's occur are all neighbors of q .

Each probe is charged $O(1)$ times in the role of p_j , for $|N[p_j]|$ 1's. A probe could be charged many times in the role of q , but never twice for the same neighbor, since they are all simplicial and occur in only one column, by Lemma 4.3. The total number of these charges to q is bounded by $|N(q)|$. Summing these charges over all probes gives the $O(n + m)$ bound on the number of 1's in columns $\{c_1, \dots, c_k\}$. \square

To derive more properties of normal models, we make use of the following insight, which is due to Zhang [27] (see also [20]). Let E' be the edges of $G - N_S$. He defined the set $E^+ = \{xy \mid x, y \in N_1 \cup N_2 \text{ and } N(x) \cap N(y) \text{ contains two nonadjacent vertices}\}$. He then showed that an interval model of $G^* = (V \setminus N_S, E' \cup E^+)$ is a probe interval model of $G - N_S$.

The strategy of a step of the probe interval graph recognition algorithm of Uehara [26] is to construct G^* in order to find a model of $G - N_S$. We cannot use that approach because G^* does not have $O(n + m)$ edges. A simple example of this is a graph with two nonadjacent vertices, p_1 and p_2 , and $n - 2$ non-probes, each adjacent to p_1 and p_2 . The probe interval graph has $O(n)$ edges, but in G^* , the $n - 2$ non-probes form a complete subgraph, so G^* has $\Theta(n^2)$ edges.

However, we can derive structural properties of normal models from it by observing a normal model of $G - N_S$ is an interval model of a slight variation of G^* . Therefore, even though this graph does not have $O(n + m)$ edges, every clique matrix has $O(n + m)$ 1's.

Definition 4.10. Let E' be the edges of $G - N_S$. Let $E^{++} = \{xy \mid x, y \in N_1 \cup N_2, \text{ and } N(x) \cap N(y) \text{ is either a clique of } G[P] \text{ or contains two nonadjacent vertices}\}$. Let $G^{**} = (V \setminus N_S, E' \cup E^{++})$.

Lemma 4.11. Every normal model M of $G - N_S$ is a consecutive-ones ordered clique matrix of G^{**} .

Proof. Let M be a normal model of $G - N_S$. Let x and y be members of $N_1 \cup N_2$.

If $N(x) \cap N(y)$ is a clique K of $G[P]$, their intervals must intersect at the only column that contains K , by Lemma 4.4.

If $N(x) \cap N(y)$ contains two nonadjacent vertices, p_1 and p_2 , suppose without loss of generality that p_1 lies to the left of p_2 in M . Let c be the rightmost column of p_1 and c' be the leftmost column of p_2 . Since they are both adjacent to p_1 and p_2 , x and y must be contained in both c and c' .

If $N(x) \cap N(y)$ is empty, then x and y contain no column in common, by Lemma 4.2.

Otherwise, $N(x) \cap N(y)$ is a complete subgraph that is not a clique of $G[P]$. Then $N(x) \cap N(y)$ is a proper subset of a clique K . The intersection of x and y is a consecutive set Y of columns that do not contain K . Suppose without loss of generality that the clique column containing K lies to the left of Y , and that the right endpoint of x is at the right endpoint of Y . By Lemma 4.3, x is contained in more than one column of M . The right endpoint of x is not taut, contradicting the normality of the models, so this case cannot happen.

It follows that x and y are contained in a common column if and only if $xy \in E^{++}$. For any pair $\{u, v\}$ where at least one of u and v is a probe, u and v are contained in a common column

if and only if $uv \in E'$, by the definition of a probe interval model. M is an interval model of G^{**} , and so it is a consecutive-ones ordered clique matrix of G^{**} as required. \square

Lemma 4.12. *When interpreted as a probe interval model, every consecutive-ones ordered clique matrix of G^{**} is a normal model of $G - N_S$*

Proof. Let M be a consecutive-ones ordering of a clique matrix of G^{**} that is a normal model of $G - N_S$. M exists by Lemma 4.1 and Lemma 4.11. Let M' be a different consecutive-ones ordering of M . Suppose that M' is not a normal model of $G - N_S$. Then it can be turned into a normal model M'' by a series of contractions of endpoints and merges of columns, as in the proof of Lemma 4.1. Each of these operations reduces the number of 1's in the matrix. Therefore M'' has fewer 1's than M' , hence fewer 1's than M . Since M'' is a normal model of $G - N_S$, it is a consecutive-ones ordering of M by Lemma 4.11, but M'' and M have different numbers of 1's, a contradiction. \square

The following is immediate from Lemma 4.11 and 4.12.

Theorem 4.13. *The normal models of $G - N_S$ are the consecutive-ones orderings of a single matrix.*

It follows that the set of all normal models of $G - N_S$ is given by the PQ tree of any one of these models.

According to the following theorem, ignoring members in N_S , the collection of clique columns and the collection of semi-clique columns are each invariant over all normal models of G , and no two clique or semi-clique columns are equal.

Theorem 4.14. *Let M and M' be normal models of G . No two clique or semi-clique columns of $M[V \setminus N_S]$ are equal. Let \mathcal{C} and \mathcal{C}' be the collection of sets of vertices represented by clique and semi-clique columns of $M[V \setminus N_S]$ and $M'[V \setminus N_S]$, respectively. Then $\mathcal{C} = \mathcal{C}'$.*

Proof. In a normal model M_G of G , let X be the set of non-simplicial columns of M_G . Let $M'_N = M_G[V \setminus N_S][X]$. Two probes that are contained in a simplicial column c of M_G are contained in a neighboring column c' , by Lemma 4.8. They remain adjacent when c is deleted. Since a simplicial column contains no endpoints of non-probes of $V \setminus N_S$, non-probes that are contained in c are contained in c' . They remain adjacent to the probes in c when c is deleted. Deleting a simplicial columns from M_G does not change the graph represented by $M_G[V \setminus N_S]$. Therefore, M'_N is a model of $G - N_S$.

If d is a clique column of M_G , then it contains left and right endpoints of probes, and this remains true in M'_N . Every endpoint in the column is taut.

If d is a semi-clique column, assume without loss of generality that it contains left proper endpoints of non-probes in M_G . These non-probes are members of $N_1 \cup N_2$ by Lemma 4.3, and d contains left proper endpoints of non-probes in M'_N . It contains no right proper endpoints of non-probes in M_G by the properties of semi-clique columns. Since no simplicial column contains a proper endpoint of a non-probe, d contains no right endpoints of non-probes in M'_N . It contains right endpoints of probes in M_G , and this remains true in M'_N . Every endpoint in c is taut in M'_N .

Suppose two columns c_1 and c_2 of M'_N can be merged. Then they are consecutive and have the same probe set Y . Then since no clique column was deleted from M_G to obtain M'_N , Y is the probe set in every column between c_1 and c_2 in M_G , and all columns in this interval can be merged in M_G , contradicting the normality of M_G .

M'_N is taut and minimal, so it is a normal model. No two columns of M'_N are equal, by Lemma 4.7. The lemma now follows from Theorem 4.13. \square

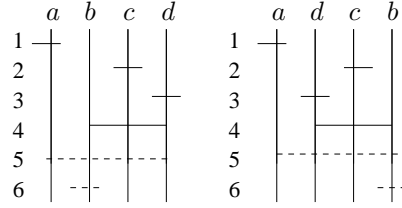


Figure 5: Not every consecutive-ones ordering of a normal model is necessarily a normal model if it contains simplicial non-probes. The example on the left is a normal model, with probes $\{1, 2, 3, 4\}$, non-probes $\{5, 6\}$, and simplicial non-probe 6. The one on the right is a consecutive-ones ordering of it, but the right endpoint of interval for vertex 5 is not taut. There is a PQ tree for representing all normal models of a probe interval graph if it has no simplicial non-probes, but there is not a simple PQ tree for representing the possible arrangements of intervals of a probe interval graph once simplicial non-probes are introduced. Any representation of all models, or those models of some class such as normal models, must be at least as expressive as the gadget from Figure 11, part I, and it gives families of permutations that no single PQ tree can give.

Unfortunately, it is not the case that every consecutive-ones ordering of a normal model of G is a normal model if G , due to the presence of simplicial non-probes. Figure 5 gives an example. There does not seem to be a single PQ tree for representing the possible models of a probe interval graph once simplicial non-probes are introduced.

4.3 PQ trees

We defined PQ-tree in Section 1. The classification of a node as a P node or a Q node is ambiguous if it has only two children. In this paper we adopt the convention of considering it to be both.

A PQ tree can be represented in $O(n)$ space by letting each leaf carry a column identifier and each internal node carry a pointer to an ordered list of its children. Notationally, however, we denote each node in a PQ tree by a set, namely, the set of columns at leaf descendants. A leaf is a set whose only element is a column, and an internal node is the disjoint union of its children. The root is the set of all columns of the matrix. A consecutive set of columns in one consecutive-ones ordering must be consecutive in every consecutive-ones ordering if and only if is a P node or a union of consecutive children of a Q node.

Definition 4.15. Let T be a PQ tree and $\pi()$ be a bijection from its leaves to $\{1, 2, \dots, k\}$, such that there is an allowed leaf order where each leaf ℓ is in position $\pi(\ell)$ in the ordering. Then $\pi()$ is a valid ordering for T . Let $\Pi(T)$ the set of valid orderings for T .

Definition 4.16. If T and T' are two PQ trees with the same leaf set, let $T \prec T'$ denote that $\Pi(T) \subset \Pi(T')$, $T \preceq T'$ denote that $\Pi(T) \subseteq \Pi(T')$, and let $T \equiv T'$ denote that $\Pi(T) = \Pi(T')$.

4.3.1 Restricting a PQ tree

Definition 4.17. If π is a bijection from a set C to $\{1, 2, \dots, |C|\}$ and X is a nonempty subset of C , then $\pi[X]$ denotes the bijection from X to $\{1, 2, \dots, |X|\}$ such that for $a, b \in X$, $\pi(a) < \pi(b)$ if and only if $\pi[X](a) < \pi[X](b)$. If Π is a set of permutations from C to $\{1, 2, \dots, |C|\}$, then $\Pi[X]$ denotes $\{\pi[X] \mid \pi \in \Pi\}$.

Definition 4.18. Let the restriction $T[X]$ of a PQ tree T to X denote the PQ tree T' such that $\Pi(T') = \Pi(T)[X]$. If T has leaf set C , $|C| > 1$, and $\{c\}$ is a leaf, let $T - c$ denote $T[C - c]$.

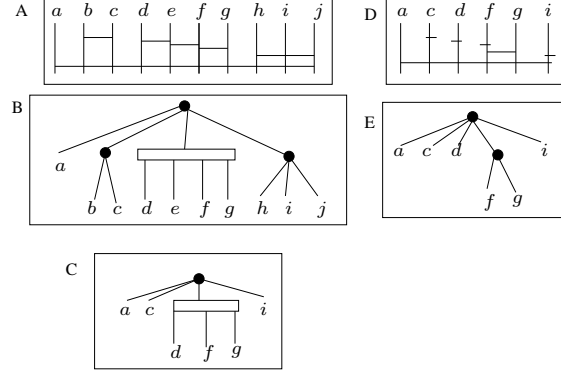


Figure 6: The restriction of a PQ tree to a subset of columns. A. A consecutive-ones ordered matrix M . Rows of 1's are depicted with line segments. B. The PQ tree T of M . C. The restriction $T[C]$ of T to columns $C = \{a, c, d, f, g, i\}$. It is obtained by Algorithm 1, and gives all orderings of $\{a, c, d, f, g, i\}$ that are subsequences of consecutive-ones orderings of M . D. The submatrix $M[C]$ of M given by columns in C . E. $T(M[C])$, showing that this is not the same as $T[C]$. $T[C]$ retains constraints on the ordering that have been lost from $M[C]$.

That $T[X]$ is well-defined can be seen from the following algorithm that computes it, in time linear in the number of nodes of T . (See Figure 6.)

Algorithm 1. Delete leaves that of T are not in X and each node that has no leaf descendants in X . Then, for each node u that has only one child w , we can replace u with w in the ordered list of children at w 's parent, since u imposes no constraints on the orderings of X .

Lemma 4.19. If M is a consecutive-ones matrix and C is a subset of its columns, then $T(M)[C] \preceq T(M[C])$.

Proof. Every submatrix of a consecutive-ones ordered matrix is consecutive-ones ordered, so for every $\pi \in \Pi(T(M))$, $\pi[C] \in \Pi(T(M[C]))$. \square

The opposite direction of Lemma 4.19 does not always hold, as shown by part E of Figure 6.

4.3.2 A relationship between the PQ tree and the rows of the matrix

Let us say that two rows X and Y *properly overlap* if $X \cap Y$, $X \setminus Y$, or $Y \setminus X$ are all nonempty. The following is easily verified, and has appeared in [21], among other places:

Lemma 4.20. If X and Y are properly overlapping rows of a consecutive-ones matrix M then $X \setminus Y$, $X \cap Y$, $Y \setminus X$ and $X \cup Y$ are consecutive in every consecutive-ones ordering of M .

Definition 4.21. [21] If M is a consecutive-ones matrix on column set C . Let $\mathcal{C}^\perp(M)$ denote $\{X \mid \emptyset \subset X \subseteq C \text{ and } X \text{ does not properly overlap any row of } M\}$.

Lemma 4.22. [21] If M is a consecutive-ones matrix, $\mathcal{C}^\perp(M) = \{X \mid X \text{ is a node of } T(M) \text{ or a nonempty union of children of a } P \text{ node of } T(M)\}$.

Definition 4.23. Suppose M is consecutive-ones ordered. Let $\mathcal{F}(M)$ denote those members of $\mathcal{C}^\perp(M)$ that are consecutive in M , that is, the nonempty consecutive sets of columns that do not properly overlap any row of M .

Conceptually, the members of $\mathcal{F}(M)$ are those consecutive sets of columns whose order can be reversed to give a new consecutive-ones ordering of M . This gives the following:

Lemma 4.24. *Let M be a consecutive-ones ordering of a 0-1 matrix, and let T be the corresponding ordering of its PQ tree. Then $\mathcal{F}(M) = \{X \mid X \text{ is a node of } T \text{ or a nonempty union of consecutive children of a Q node of } T\}$.*

$T(M)$ and $\mathcal{F}(M)$ are equivalent representations of the constraints on the consecutive-ones orderings of columns of M , but it is sometimes easier to prove properties of $T(M)$ by expressing them in terms of $\mathcal{F}(M)$.

4.3.3 Finding intersections of PQ trees

In [15], it is shown that if T and T' are PQ trees with the same leaf set and $\Pi(T) \cap \Pi(T')$ is nonempty, then $\Pi(T) \cap \Pi(T')$ can also be represented with a PQ tree, denoted $T \cap T'$. This is easy to see: if M is a matrix with T as its PQ tree and M' is a matrix with T' as its PQ tree, then the matrix M'' whose rows are the union of rows of M and M' gives a matrix whose PQ tree is represents $\Pi(T) \cap \Pi(T')$, unless this set is empty, which is the case if and only if M'' does not have the consecutive-ones property.

Definition 4.25. *Let T and T' be PQ trees with the same leaf sets. By $T \cap T'$, we denote the PQ tree T'' such that $\Pi(T'') = \Pi(T) \cap \Pi(T')$, unless this set is empty, in which case we say the intersection of T and T' is undefined.*

Booth and Lueker showed that every consecutive-ones matrix has a PQ tree. We observe that the converse also applies, by the following construction, which, given a PQ tree T , constructs a canonical matrix $M(T)$ that has T as its PQ tree.

- For each P node p that is not the root, let p be a row of $M(T)$;
- For each Q node q , let (C_1, C_2, \dots, C_k) be the left-to-right order of the children. For every consecutive pair (C_i, C_{i+1}) of children, let $C_i \cup C_{i+1}$ be a row of $M(T)$.

The correctness of this is immediate from Lemma 4.24.

Lemma 4.26. *If T is the PQ tree of a matrix M with n columns and rows and m 1's, $M(T)$ has $O(n + m)$ 1's and a sparse representation takes $O(n + m)$ time to generate.*

Proof. Let T be the PQ tree of a matrix M with n columns and rows and m 1's. In various sources, for example, in [21], it is shown that if A is a Q node and C_i and C_{i+1} are consecutive children, then for some row x of M , A is the least common ancestor of the members of $S(x)$, and $C_i \cup C_{i+1} \subseteq S(x)$. Since $C_i \cup C_{i+1}$ is a row of $M(T)$, we may charge the 1's in this row to the 1's in columns of $C_i \cup C_{i+1}$ in $S(x)$. The 1's of $S(x)$ in columns of C_i are charged at most twice, at most once when C_i appears in $C_i \cup C_{i+1}$ and at most once when C_i appears in $C_{i-1} \cup C_i$. Over all Q nodes, this charges each 1 in M for at most two 1's in $M(T)$.

It is also shown in [21] that if B is a P node and not the root, then either there exists a row w of M such that $B = S(w)$, or there exists a row y such that the least common ancestor of $S(y)$ is a Q node parent A , and $B \subset S(y)$. Charge the 1's of the row corresponding to B in $M(T)$ to the 1's in columns of B in either $S(w)$ or $S(y)$, whichever exists. Over all P nodes, this charges each 1 in M for at most one 1 in $M(T)$. If the root is a P node, charge the 1's in the corresponding row of $M(T)$ to columns of the matrix. Thus, the number of 1's in $M(T)$ is at most the number of columns of the matrix plus three times the number of 1's in M , which is linear in the size of M . \square

An $O(n)$ algorithm is given in [15] for finding this tree, but it uses sophisticated techniques and a roundabout set of reductions in order to get this time bound. Since we do not need this bound, we use the following straightforward method in $O(m + n)$ time:

Algorithm 2. *Let M be a matrix whose rows are the union of rows in $M(T)$ and $M(T')$, and use Booth and Lueker's algorithm to either generate the PQ tree of M , which is $T \cap T'$, or determine that M has no consecutive-ones ordering, in which case $T \cap T'$ does not exist.*

4.4 Finding N_1 , N_2 , and N_S and $Q(x)$ for each $x \in N$

To partition N into N_1 , N_2 , and N_S , we begin by finding an arbitrary consecutive-ones ordered clique matrix M_K of $G[P]$. That is, we find a normal model of $G[P]$. If none exists, we reject G , since a requirement for G to be a probe interval graph is for $G[P]$ to be an interval graph.

We temporarily number the columns of M_K from left to right. Let $x \in N$ be a non-probe. We find for every $p \in N(x)$ the left endpoint and the right endpoint of p . We keep the column numbers of these two endpoints, together with their side (left or right) in a list L_x . We radix sort the concatenation of these lists with x as the primary sort key, column number as the secondary sort key, and left versus right endpoint as the tertiary key. This gives each list L_x in sorted order, with left endpoints in a column preceding right endpoints in the same column. The time required is proportional to the sum of cardinalities of these lists, $O(m)$.

We sweep through L_x from left to right, keeping a running count of the number of neighbors of x in the current column. Each time we encounter a left endpoint in L_x we increment the counter, and each time we encounter a right endpoint we decrement it. Each time we encounter a right endpoint e that follows a left endpoint, we compare the current value of the counter with the size of the clique K represented by the column of e , and include K in $Q(x)$ if they are equal.

To find out whether x is simplicial, we test whether the counter reached the size of $N(x)$ at some point. If it passes this test, x is a member of N_S . If $Q(x)$ is empty but x is not simplicial, it is a member of N_2 . Otherwise, it is a member of N_1 .

These procedures for x take time proportional to $|N[x]|$ for every non-probe x . Summing over all x , we have an $O(n + m)$ bound for these operations. Summarizing, we get the following.

Lemma 4.27. *In linear time we can either split N into N_1, N_2 and N_S and find $Q(x)$ for every $x \in N$, or else determine that G is not a probe interval graph.*

5 Finding a normal model M_N of $G - N_S$

5.1 Finding M_K^+

Recall that M_K^+ is the matrix M_K with additional row for each non-simplicial non-probe.

Suppose $x \in N_1 \cup N_2$. If clique j of $G[P]$ is a member of $Q(x)$, then x 's row must have a 1 in column j . This follows from the Helly property and the fact that there is only one column in a normal model that contains clique j . If clique j is not in $Q(x)$, then x 's row cannot have a 1 in j 's column, since this would falsely represent x as a neighbor of all members of clique j . If $G - N_S$ is a probe interval graph, this matrix therefore gives us the clique columns of every normal model of $G - N_S$. Note that the new rows for N_2 are empty sets; 1's will be added to them later when new columns are added.

Let M be the ordering of these columns in some normal model of $G - N_S$. For each $v \in P \cup N_1$, $Q(v)$ must be consecutive in M , since a submatrix of a consecutive-ones ordered matrix is consecutive-ones ordered. We find a consecutive-ones ordering M_K^+ of the columns, and if no such an ordering exists we reject G .

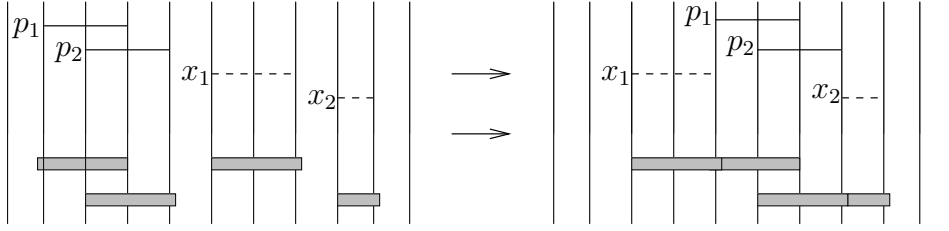


Figure 7: Enforcing binding constraints. There is one column for each clique of $G[P]$. For each vertex v , $Q(v)$ is a row, and if G is a probe interval graph, this matrix has a consecutive-ones ordering. The solid lines depict the rows for two of the probes, and the dashed lines depict the rows for two of the non-probes, where p_1 is a neighbor of x_1 and p_2 is a neighbor of x_2 in G . (Rows for other vertices are not depicted.) These are *unfulfilled adjacencies*. If G is a probe interval graph, there is an ordering of the columns where p_1 and x_1 are contained in adjacent columns and p_2 and x_2 are contained in adjacent columns. This allows a new column to be inserted between p_1 and x_1 where they can meet, and similarly for p_2 and x_2 . These are *non-probe - probe binding constraints*. These constraints can be imposed on the ordering of columns by inserting $Q(p_1) \cup Q(x_1)$ and $Q(p_2) \cup Q(x_2)$ as new rows and finding a consecutive-ones ordering of the resulting matrix (shaded boxes).

For $x \in N_1 \cup N_2$, let $N_K(x)$ denote the probes whose rows in M_K^+ intersect x 's row. That is, $N_K(x)$ is the neighbors of x given by M_K^+ when it is interpreted as a probe interval model. There may be some vertices in $N(x) \setminus N_K(x)$. These are the *unfulfilled adjacencies*. They impose additional constraints on the consecutive-ones orders of M_K^+ , that allow semi-clique columns to be added to it to represent the unfulfilled adjacencies. From Theorem 4.14 it follows that every normal model of $G - N_S$ has some ordering of columns of M_K^+ as a submatrix.

5.2 Finding M'_K

Not every consecutive-ones ordering of M_K^+ is a submatrix of a normal model of $G - N_S$. To find such an ordering, we add constraint rows to M_K^+ , and find a consecutive-ones ordering M'_K of the resulting matrix to reflect the constraints imposed by the constraint rows. This yields an ordering $M_K^* = M'_K[V \setminus N_S]$ of M_K^+ that is a submatrix of a normal model of $G - N_S$.

There are two types of constraints that must be reflected in M'_K , *non-probe - probe binding constraints* and *probe - probe binding constraints*.

5.2.1 Non-Probe - Probe Binding Constraints

Let $x \in N_1$ and let $p \in N(x) \setminus N_K(x)$. We know that $Q(x) \cap Q(p) = \emptyset$, because $p \notin N_K(x)$. Since x and p are adjacent, we know that their intervals must intersect in any model of $G - N_S$, and therefore $Q(x) \cup Q(p)$ must be consecutive in M_K^* . Let us call this additional constraint a *non-probe - probe binding constraint* imposed by x and p . We can enforce this constraint by adding a new row equal to $Q(x) \cup Q(p)$ to M_K^+ . (See Figure 7.)

Adding such a constraint for every such x and p will make M too large for our time bound. We show that a set of new rows with a linear number of 1's is enough to enforce the non-probe - probe binding constraints.

Let x be a non-probe of N_1 , and let c_i be the leftmost column of $Q(x)$ and let c_j be the rightmost in (the yet unknown matrix) M_K^* . We can divide $N(x) \setminus N_K(x)$ into the set Y_1 of members that lie in columns to the left of c_i and the set Y_2 that lie in columns to the right of c_j . For each $p \in Y_1$, the rightmost column of $Q(p)$ is c_{i-1} ; the only way for x and p to be adjacent is

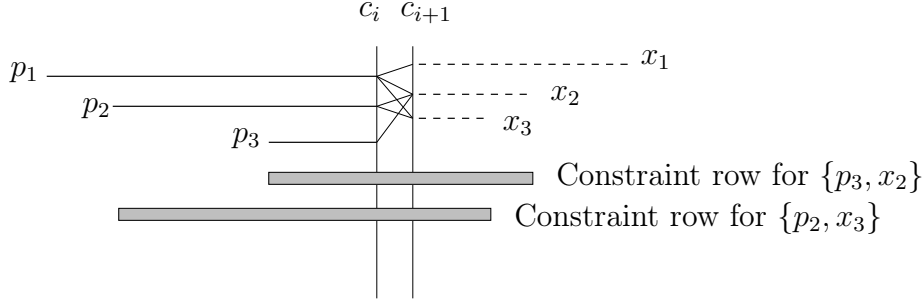


Figure 8: Representative bound pairs. Probe p_1 is a neighbor of non-probes x_1 , x_2 , and x_3 ; probe p_2 is a neighbor of x_2 and x_3 , and probe p_3 is a neighbor of x_2 . That is six binding constraints. Since all three probes share columns and all three non-probes share columns, then if G is a probe interval graph, the binding constraints must force all three probes to occupy a column c_i adjacent to a column c_{i+1} occupied by the non-probes. The bound neighbor of x_2 that minimizes the number of columns in this set is p_3 and the bound neighbor of p_3 that minimizes the number of columns is x_2 ; they are each minimal to the other, so $\{p_2, x_2\}$ is a representative bound pair. Similarly, $\{p_2, x_3\}$ is a representative bound pair. Placing a constraint row only for each representative bound pair enforces all binding constraints, since the minimal bound vertices p_3 and x_3 in the two sets each participate in a representative bound pair. Inserting one constraint row for each representative bound pair in the entire matrix adds $O(n + m)$ 1's, since each vertex can participate in at most two representative bound pairs, one at each of its endpoints, and thereby contributes its 1's at most twice to constraint rows.

to meet at a semi-clique column between c_{i-1} and c_i in a normal model M_N . Similarly, for each $p' \in Y_2$, the leftmost column of $Q(p')$ is c_{j+1} . No element of Y_1 is adjacent to any element of Y_2 , and Y_1 and Y_2 each induce complete subgraphs, since they will contain a common endpoint of x in M_N . This implies that the same Y_1 and Y_2 arise for x in every normal model of $G - N_S$ (up to interchange).

Recall that the vertices are numbered from 1 through n . For two vertices v and u , let $v \prec u$ denote that either $Q(v) \subset Q(u)$ or that $Q(v) = Q(u)$ and v has a smaller vertex number than u does; the numbers serve as tie breakers. Let $u \preceq v$ denote that $u \prec v$ or that $u = v$.

Since the members of Y_1 all end at the column to the left of x 's left endpoint and they all occupy consecutive cliques, it follows that for any $p, p' \in Y_1$, either $Q(p) \subseteq Q(p')$ or $Q(p') \subseteq Q(p)$. Y_1 induces a linear order in the \prec relation. It has a unique minimal member q in this relation. For example, for x_2 in Figure 8, $Y_1 = \{p_1, p_2, p_3\}$, $p_3 \prec p_2 \prec p_1$, and p_3 is the unique minimal member of Y_1 in the \prec relation. Similarly, Y_2 has a unique minimal member q' in the \prec relation. Also, $Q(q) \cap Q(q') = \emptyset$ since q and q' must lie on opposite sides of x .

By similar reasoning, each for each probe p , the \prec relation on non-probes that p is bound to has at most two nonadjacent minimal members x_1 and x_2 . Let us say that x and p are a *representative bound pair* if p is a minimal bound neighbor of x and x is a minimal bound neighbor of p in the \prec relation. For example, in Figure 8, the two representative bound pairs are $\{p_3, x_2\}$ and $\{p_2, x_3\}$.

We augment M_K^+ by adding a row for any representative pair $\{x, p\}$ that has 1's in the columns of $Q(x) \cup Q(p)$. We show below that doing this for all representative pairs adds $O(n + m)$ 1's to the matrix, and enforces all non-probe - probe constraints, not just those for representative bound pairs.

Let us now consider how to find the representative pairs when we allow for the possibility that G is not a probe interval graph. We have the endpoints of each vertex in M_K^+ . First, for

each $v \in P \cup N_1$, we find its minimal bound neighbors in time proportional $|N(v)|$. We create a list of the unfulfilled neighbors of v , and let w_1 be an arbitrary neighbor of v in the list. For each unfulfilled neighbor u in the list, we use the endpoints of the intervals corresponding to $Q(u)$ and $Q(w_1)$ to check whether $Q(u)$ is disjoint from $Q(w_1)$, in which case it is not in Y_1 , or contains $Q(w_1)$, in which case it is in Y_1 and we eliminate it from the list, or it is contained on $Q(w_1)$, in which case u is in Y_1 , we eliminate it from the list, and let $w_1 = u$. This takes $O(1)$ time per neighbor. If a fourth case occurs, we reject G , since a necessary condition described above is not met. Otherwise, this gives us Y_1 and the minimal neighbor in it for v . If any unfulfilled neighbors remain, we find Y_2 and the minimal member in it w_2 for v in a similar way. If the list remains nonempty following this, then G is not a probe interval graph. Summarizing:

Lemma 5.1. *In $O(n+m)$ time, we can either reject G , or find, for each $v \in P \cup N_1$, a partition of the unfulfilled neighbors of v in $P \cup N_1$ into at most two sets, Y_1 , Y_2 , and label v with w, w' , such that w is the only minimal member of Y_1 , w' is the only minimal member of Y_2 , and $Q(w) \cap Q(w') = \emptyset$.*

If we do not reject G , we have labeled each vertex v with at most two minimal bound neighbors two minimal bound neighbors w and w' . We identify $\{v, w\}$ as a representative pair if v is also one of the minimal bound neighbors of w . Similarly, we identify $\{v, w'\}$ if as a representative bound pair of v is also a minimal bound neighbor of w' . Since each vertex has at most two bound neighbors, there are $O(n)$ pairs to perform this test on.

This gives the following:

Lemma 5.2. *In $O(n+m)$ time, we can either reject G , or find the representative pairs for the non-probe - probe binding constraints.*

5.2.2 Probe - Probe Binding Constraints

Consider $x \in N_2$. In this case, $Q(x) = \emptyset$ hence $N_K(x) = \emptyset$. All neighbors of x are unfulfilled. Then x and its adjacencies must be represented exclusively by semi-clique columns.

Since $x \in N_2$, $N(x)$ does not induce a complete subgraph in G . Let p and p' be two neighbors that are nonadjacent to each other. $Q(p) \cap Q(p') = \emptyset$. Their intervals must intersect x 's in any model M_N of $G = N_S$. Therefore, $Q(p) \cup Q(p')$ must be consecutive in M_K^* , so that semi-clique columns containing x and p , and x and p' , can be placed in between $Q(p)$ and $Q(p')$. This is a *probe - probe binding constraint*.

Again, however, doing this for all such pairs $\{p, p'\}$ might add more than $O(n+m)$ 1's. It again suffices to add such rows for only a subset of such pairs $\{p, p'\}$.

In a model of $G - N_S$, the 1's in row x therefore lie between two consecutive clique columns c_{i-1} and c_i . Suppose that c_{i-1} lies to the left of c_i . Let $Y_1 = N(x) \setminus S(c_i)$ and let $Y_2 = N(x) \setminus S(c_{i-1})$. The sets Y_1 and Y_2 satisfy $Y_1 \subseteq S(c_{i-1})$, $Y_2 \subseteq S(c_i)$ and $Y_1 \cap Y_2 = \emptyset$. Also, since x is not simplicial, neither Y_1 nor Y_2 is empty. Although we used a specific model to define Y_1 and Y_2 for x , these sets are unique for every $x \in N_2$, up to interchange between the two.

As with the non-probe - probe binding constraints, for each non-probe $x \in N_2$, Y_1 and Y_2 are ordered by the \prec relation. We find the minimal members p and p' of Y_1 and Y_2 in the \prec relation and make them *bound partners*.

For each probe, the bound partners can also be partitioned into at most two sets that are ordered by the \prec relation, for the same reasons. A *representative pair* is two bound partners that are each minimal in the \prec relation over bound partners of the other.

Let us now consider how to find the representative pairs when we allow for the possibility that G is not a probe interval graph. We apply the algorithm from the end of the previous section to verify that for each $x \in N_2$, x has at most two minimal bound neighbors in the \prec

relation. Similarly, for each probe p , we verify that p has at most two minimal bound partners in the \prec relation. We reject G if these conditions do not apply, as we have shown that they are necessary.

The number of bound partners of any probe p is bounded by the number of neighbors in N_2 , so it is $O(|N(p)|)$. This is $O(m)$ over all probes. We assign at most two minimal bound partners q and q' to each probe p in $O(n+m)$ time. For q , we check whether p is also one of its two minimal bound partners, and include $\{p, q\}$ as a representative pair if it is, and similarly for $\{p, q'\}$.

Proceeding as in the case of non-probe - probe constraints gives us analogues of Lemmas 5.1 and 5.2.

Lemma 5.3. *In $O(n+m)$ time, we can either reject G , or find, for each $v \in P$, a partition of the bound partners of v into at most two sets, Z_1, Z_2 , and label v with w_1, w_2 , such that w_1 is the only minimal member of Z_1 in the \prec relation, w_2 is the only minimal member of Z_2 in the \prec relation, and $Q(w) \cap Q(w') = \emptyset$.*

A representative pair is two bound partners that are each a minimal bound partner of the other. Since each vertex has at most two bound partners, there are $O(n)$ pairs to test for this condition.

Lemma 5.4. *In $O(n+m)$ time, we can either reject G , or find the representative pairs for the probe - probe binding constraints.*

5.3 Finding M_K^*

Let M'_K be a consecutive-ones ordering of the matrix obtained by adding $Q(u) \cup Q(v)$ as a row to M_K^+ for each non-probe - probe or probe - probe representative pair $\{u, v\}$, and let $M_K^* = M'_K[V \setminus N_S]$.

Lemma 5.5. *It takes $O(n+m)$ time either to reject G or to compute a consecutive-ones ordering M_K^* of M_K^+ that observes all non-probe - probe and probe - probe constraints, whether or not G is a probe interval graph.*

Proof. We find the representative pairs $\{u, w\}$ in $O(n+m)$ time by Lemmas 5.2 and 5.4. We insert $Q(u) \cup Q(w)$ as a new row to M_K^+ . Since each vertex v is a member of at most two non-probe - probe representative pairs by Lemma 5.1, and, similarly, at most two probe - probe representative pairs, by Lemma 5.3, it contributes at most $4|Q(v)|$ 1's to the new rows. Over all v , that is $O(n+m)$ 1's.

If the resulting matrix does not have a consecutive-ones ordering, then it is impossible to satisfy the probe - probe and probe - non-probe binding constraints for even the representative pairs, and we can reject G .

Otherwise, we find a consecutive-ones ordering M'_K of it in $O(n+m)$ time, since the matrix has $O(n+m)$ 1's. Let $M_K^* = M'_K[V \setminus N_S]$. All conditions of the lemma but the last are now immediate.

Suppose a pair u, v is bound by non-probe - probe constraint. We show that $Q(u) \cup Q(v)$ is consecutive in M_K^* even if $\{u, v\}$ is not a representative pair. If $Q(u) \cup Q(v)$ is a constraint row of M_K^+ , then this is immediate. Otherwise, of the two minimal bound neighbors of v , let u' be one such that $u' \preceq u$. Of the two minimal bound neighbors of u , let v' be the one such that $v' \preceq v$. The existence of u' and v' follows from Lemma 5.1. Since $Q(u) \cup Q(v)$ is not a constraint row, $Q(v') \subset Q(v)$ or $Q(u') \subset Q(u)$. Suppose without loss of generality that $Q(v') \subset Q(v)$. We may assume by induction on the number of 1's in the constraint that $Q(v') \cup Q(u)$ is consecutive

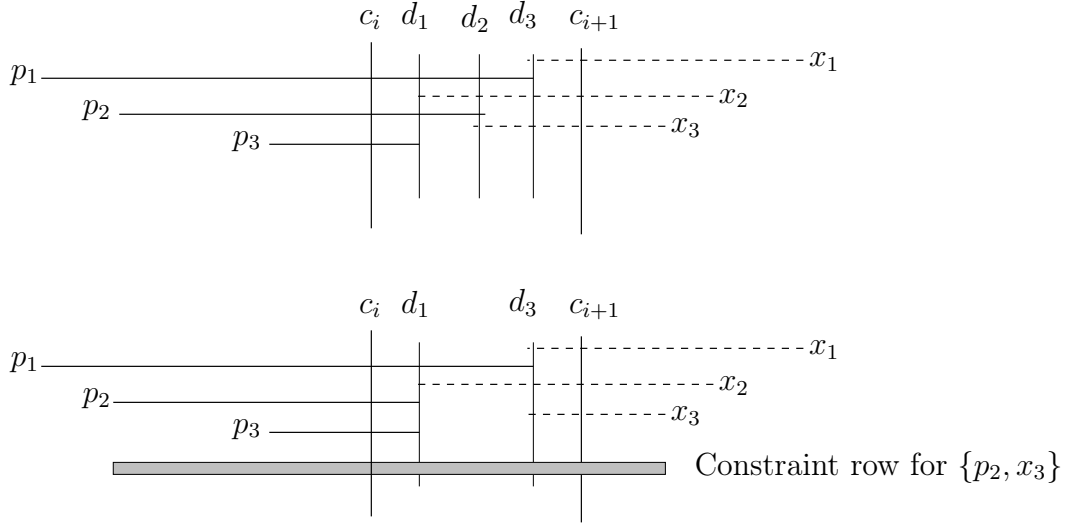


Figure 9: The action of Algorithm 3 when semi-clique columns are deleted from a normal model of $G - N_S$. When the algorithm deletes column d_2 , it adds a constraint row for each pair (ℓ, r) , where ℓ has its right endpoint and r has its left endpoint in the deleted column. In this case, this is just (p_2, x_3) . This simulates the effect of restricting the PQ tree. When all of d_1, d_2, d_3 are deleted, the constraint rows it has added are just the binding constraints for Figure 8, not just the ones for representative pairs. Doing this for all semi-clique columns shows that $T(M'_K) \equiv T(M_N)[C_K]$, which means that the binding constraints are sufficient to make M_K^* a submatrix of a normal model M_N of $G - N_S$.

in M'_K . Since $Q(v') \subset Q(v)$ and $Q(v)$ is disjoint from $Q(u)$, $Q(u) \cup Q(v)$ is also consecutive in M'_K .

All non-probe - probe binding constraints are satisfied in M'_K . Similarly, if the pair p, q is bound by a probe - probe constraint, $Q(p) \cup Q(q)$ is consecutive. The proof is identical, except that it is applied to bound partners. All probe - probe binding constraints are satisfied in M'_K , hence in M_K^* . \square

5.3.1 Sufficiency of the constraints

By Theorem 4.13, the orderings of columns of (the yet unknown matrix) M_N given by $T(M_N)$ are all normal models of $G - N_S$. Since the columns of M_K^+ are the set of clique columns, C_K , of every normal model, it follows that $T(M_N)[C_K]$ gives the set of orderings of columns of M_K^+ that are submatrices of normal models of $G - N_S$. We prove that the non-probe - probe and probe - probe constraints are sufficient by showing that $T(M'_K) \equiv T(M_N)[C_K]$.

The following algorithm is not meant to be efficient; it is a tool for proofs. (See Figure 9.)

Algorithm 3. *Given a consecutive-ones ordered clique matrix M , delete a column c from M and add new rows so that for the resulting matrix M' , $T(M') \equiv T(M) - c$.*

Precondition: Column c contains both a proper right endpoint and a proper left endpoint in M

- Let L be the rows with proper right endpoints in c and let R be the rows with proper left endpoints in c . For each element (ℓ, r) of $L \times R$, insert $S(\ell) \cup S(r)$ as a constraint row.
- Let M'' be the result. Delete column c from M'' , yielding M' .

Lemma 5.6. *Algorithm 3 is correct.*

Proof. When rows X and Y of M properly overlap, then since they are each consecutive, so is $X \cup Y$, by Lemma 4.20. Therefore, adding $X \cup Y$ as a row to the matrix does nothing to the PQ tree of the matrix. $T(M'') \equiv T(M)$. It suffices to show that $T(M'') - c \preceq T(M')$ and $T(M') \preceq T(M'') - c$. That $T(M'') - c \preceq T(M')$ follows from Lemma 4.19.

By Lemma 4.24, to show $T(M') \preceq T(M'') - c$, it suffices to show that for every $B \in \mathcal{F}(M')$, either $B \in \mathcal{F}(M'')$ or $B \cup \{c\} \in \mathcal{F}(M'')$. To obtain a contradiction, suppose that this is not true for some $B \in \mathcal{F}(M')$.

This implies $B \notin \mathcal{F}(M'')$. The set B properly overlaps some row $S(v)$ of M'' , but B does not properly overlap $S(v) - c$. In other words, $B \setminus S(v)$, $B \cap S(v)$, and $S(v) \setminus B$ are all nonempty, but one of $B \setminus (S(v) - c)$, $B \cap (S(v) - c)$, and $(S(v) - c) \setminus B$ is empty. Since, B is a set of columns of M' , $c \notin B$, so $B \setminus (S(v) - c) = B \setminus S(v)$ and $B \cap (S(v) - c) = B \cap S(v)$, and these are nonempty. Only $(S(v) - c) \setminus B$ is empty, and since $S(v) \setminus B$ is nonempty, $S(v) \setminus B = \{c\}$.

Both of B and $S(v)$ are consecutive in M'' . Suppose without loss of generality that the left endpoint of B is farthest to the left. Then c is the right endpoint of v and it is a proper right endpoint. There exists a row w of M'' with a proper left endpoint in c by the precondition of Algorithm 3. Algorithm 3 inserted $S(v) \cup S(w)$ as a row of M'' , and $(S(v) \cup S(w)) - c$ is a row of M' that properly overlaps B , contradicting $B \in \mathcal{F}(M')$. \square

Recall that M_N is a normal model of $G - N_S$, and let M_J be the submatrix given by its clique columns. Note that M_J is just a consecutive-ones ordering of columns of M_K^+ . Let M'_J be the result of adding all non-probe - probe and probe - probe constraints as rows to M_J , not just the ones given by representative pairs.

Lemma 5.7. $T(M'_K) \equiv T(M'_J) \equiv T(M_N)[C_K]$.

Proof. Iteratively applying Algorithm 3 to non-clique columns of M_N in any order leaves the columns of M_J , but adds rows, yielding a matrix M''_J . By Lemma 5.6 and induction on the number iterations, $T(M''_J) \equiv T(M_N)[C_K]$.

To show $T(M'_J) \equiv T(M_N)[C_K]$, we show that $T(M''_J)$ is the result of adding one constraint row realizing each probe - probe and probe - probe constraint to M_J . Since we have shown that the rows for representative pairs added to M_J to obtain M'_J realize these constraints, and they are a subset of the rows added to M''_J , the result will follow.

Suppose A_1 is the initial set of columns of M_N , and that $\{x, p\}$ have a non-probe - probe binding constraint in M_J . Suppose without loss of generality that k_i is the rightmost clique column in $S(p)$ and k_{i+1} is the leftmost in $S(x)$. The constraint means that $S(p)$ and $S(q)$ meet at a semi-clique column between k_i and k_{i+1} . Let A_2 be the set of columns just after the last column in $S(p) \cap S(x)$ is deleted. At that time, Algorithm 3 has just added $(S(p) \cap A_2) \cup (S(x) \cap A_2)$ as a new constraint row. When only clique columns remain, this row is $(S(p) \cap C_K) \cup (S(x) \cap C_K) = Q(p) \cup Q(x)$, the non-probe - probe binding constraint for p and x .

Suppose p and q are probes that will have a probe - probe binding constraint in M_J . Suppose without loss of generality that k_i is the rightmost clique column of $S(p)$ and k_{i+1} is the leftmost clique column of $S(q)$. The constraint means that p and q are not neighbors, but that they have a common neighbor $x \in N_2$. Since $x \in N_2$, $S(x)$ does not contain a clique column, so $S(x)$ is confined to the columns of M_N between k_i and k_{i+1} . Let A_3 be the columns that remain right after the last column in $S(p) \cap S(x)$ is deleted and A_4 be the columns that remain right after the last column in $S(x) \cap S(q)$ is deleted. Assume without loss of generality that the last column in $S(p) \cap S(x)$ is deleted first. When A_3 remains, Algorithm 3 inserts $(S(p) \cap A_3) \cup (S(x) \cap A_3) = (S(p) \cup S(x)) \cap A_3$ as a new row, R . When A_4 remains, Algorithm 3 inserts $(R \cap A_4) \cup (S(q) \cap A_4)$

as a new row. This is equal to $[(S(p) \cup S(x)) \cap A_4] \cup (S(q) \cap A_4) = (S(p) \cup S(x) \cup S(q)) \cap A_4$. What remains of this row after the column set is C_K is $(S(p) \cup S(x) \cup S(q)) \cap C_K = (S(p) \cup S(q)) \cap C_K = Q(p) \cup Q(q)$, the probe - probe binding constraint for p and q . \square

5.4 Adding columns to M_K^* to obtain a normal model M_N of $G - N_S$

We now know by Lemma 5.7 that M_K^* is a submatrix of a normal model of $G - N_S$. The next lemma describes the structure of the columns that must be inserted between each pair $\{c_i, c_{i+1}\}$ of consecutive columns of M_K^* to obtain a normal model M_N of $G - N_S$. (See Figure 10.)

Definition 5.8. A sequence (S_1, S_2, \dots, S_k) of sets is ascending if $S_i \subset S_{i+1}$ for each i such that $1 \leq i < k$ and descending if $S_{i+1} \subset S_i$ for each i such that $1 \leq i < k$.

Lemma 5.9. Let $(c, d_1, d_2, \dots, d_k, c')$ be a consecutive set of columns, in left-to-right order, in a normal model M_N of $G - N_S$, such that c and c' are clique columns and for each i such that $1 \leq i \leq k$, each d_i is a semi-clique column.

- The columns of $\{d_1, d_2, \dots, d_k\}$ whose probe sets are subsets of $S(c)$ precede the columns whose probe sets are subsets of (c') . Let (d_1, d_2, \dots, d_h) be the ones whose probe sets are subsets of $S(c)$.
- The probe sets $(S(c) \cap P, S(d_1) \cap P, S(d_2) \cap P, \dots, S(d_h) \cap P)$ are a descending sequence.
- The probe sets $(S(d_{h+1}) \cap P, S(d_{h+2}) \cap P, \dots, S(d_k) \cap P, S(c') \cap P)$ are an ascending sequence.

Proof. No probe in $S(c_i) \setminus S(c_{i+1})$ can meet a probe in $S(c_{i+1}) \setminus S(c_i)$ in any column of $\{d_1, \dots, d_k\}$, since this would be a clique column between c and c' , a contradiction. No column can have $(S(c) \cap P) \cap (S(c') \cap P)$ as its probe set, since then any endpoint in the column fails to be taut, or it has no endpoints, contradicting the normality of M_N in either case. The columns can be uniquely partitioned into $\{d_1, \dots, d_h\}$ and $\{d_{h+1}, \dots, d_k\}$ such that the probe sets in the first of these are subsets of $S(c) \cap P$ but not of $S(c') \cap P$, and the probe sets in the second are subsets of $S(c') \cap P$ but not of $S(c) \cap P$. Since M_N is normal, no probe sets in consecutive columns are equal, by Lemma 4.8. Therefore, consecutiveness of 1's then forces $(S(c) \cap P, S(d_1) \cap P, S(d_2) \cap P, \dots, S(d_h) \cap P)$ to be a decreasing sequence. By symmetry, $(S(d_{h+1}) \cap P, S(d_{h+2}) \cap P, \dots, S(d_k) \cap P, S(c') \cap P)$ is an ascending sequence. \square

Definition 5.10. Let c_i and c_{i+1} be consecutive columns in M_K^* . Let $Z(i)$ be the members of N_2 that have neighbors in both $S(c_i) \setminus S(c_{i+1})$ and in $S(c_{i+1}) \setminus S(c_i)$. Let $X(i)$ be the set of vertices in $S(c_i) \setminus S(c_{i+1})$ that have neighbors in $Z(i) \cup S(c_{i+1}) \setminus S(c_i)$. Let $Y(i)$ be the set of vertices in $S(c_{i+1}) \setminus S(c_i)$ that have neighbors in $Z(i) \cup S(c_i) \setminus S(c_{i+1})$.

Clearly, the unfulfilled adjacencies that must be represented by adding new rows between c_i and c_{i+1} are those adjacencies between members of any two of $\{X(i), Y(i), Z(i)\}$.

Lemma 5.11. Let $\{X(i), Y(i), Z(i)\}$ be as in Definition 5.10. Let M_N be a normal model of $G - N_S$ such that M_K^* is a submatrix of M_N . For each non-probe x in $Y(i) \cup Z(i)$, the probe set of x 's left endpoint in M_N is $N(x) \cap S(c_i)$. By symmetry, the probe set of the right endpoint of each non-probe x' in $X(i) \cup Z(i)$ is $N(x') \cap S(c_{i+1})$.

Proof. Immediate from Lemma 5.9. \square

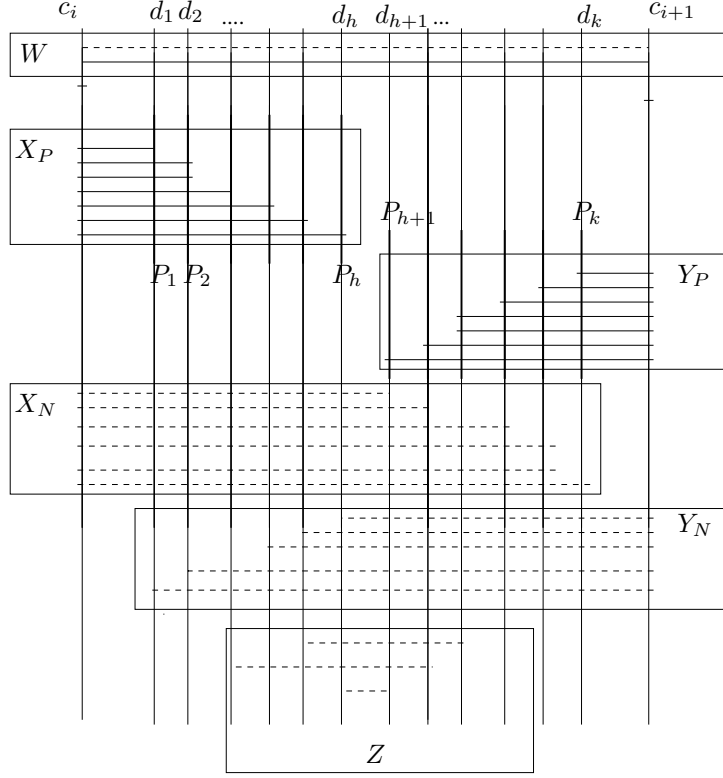


Figure 10: The structure of columns (d_1, d_2, \dots, d_k) inserted between two columns c_i and c_{i+1} of M_K^* in obtaining M_N . Solid lines are probes; dashed lines are non probes. $W = W(i) = S(c_i) \cap S(c_{i+1})$. $X_P = X(i) \cap P$ and $X_N = X(i) \cap N$ are the probes and non-probes, respectively, that have right endpoints at c_i , but also some neighbors in c_{i+1} . Y_P and Y_N are defined symmetrically. $X(i) = X_P \cup X_N$ and $Y(i) = Y_P \cup Y_N$ are the elements with unfulfilled adjacencies that must be represented by insertion of (d_1, d_2, \dots, d_k) , and $Z(i)$ is the members of N_2 whose unfulfilled adjacencies with probe neighbors in c_i and and probe neighbors with left endpoints in c_{i+1} that must also be represented by these columns.

Lemma 5.11 gives probe sets of columns that must be inserted between clique columns c_i and c_{i+1} . No other probe set can occur in them: any endpoints in the column would not be taut, and if the column has no endpoints, it would be a subset of another, contradicting normality of M_N .

Using the radix sorting technique mentioned in Section 4, we can find, for each consecutive pair $\{c_i, c_{i+1}\}$ of columns of M_K^* , the probe sets of left endpoints in descending order of size, and the probe sets of right endpoints in ascending order of size, and we may eliminate duplicate copies of the same set. This takes $O(n + m)$ time. We reject G if they do not form descending and ascending sequences, as required by Lemma 5.9, and this also takes $O(n + m)$ time to check, as described in Section 4.

If we have not rejected G , this identifies the unique order of the columns containing these probe sets. This gives the position of left endpoint of every non-probe in $Y(i) \cup Z(i)$, and the position of the right endpoint of every non-probe in $X(i) \cup Z(i)$. For each $z \in Z(i)$, we must add 1's between the left and right endpoint of z . For each non-probe $x \in X(i)$, we must add 1's between c_i and x 's right endpoint. For each non-probe $y \in Y(i)$, we must add 1's between c_{i+1} and y 's left endpoint.

This gives the members of $X(i)$, $Y(i)$, $Z(i)$ in each column, as well as the probes in $W(i) = c_i \cup c_{i+1}$, which must also appear in each of the new columns. For each non-probe $w \in W(i)$, we must add 1's between c_i and c_{i+1} . Since the order of probe sets satisfies the requirements of Lemma 5.11, this fulfills the adjacencies between $X(i)$, $Y(i)$, and $Z(i)$.

We cannot add any other 1's to these columns without violating the requirements of a normal model. The columns between c_i and c_{i+1} and their ordering is uniquely determined. Therefore, performing this operation at all pairs of columns of M_K^* , we obtain a normal model of $G - N_S$, which is uniquely determined, given M_K^* . Since it is a normal model, it has $O(n + m)$ 1's and we have spent $O(n + m)$ time.

6 The Consecutive-Ones Probe Matrix Problem

Recall that an instance the consecutive-ones probe matrix problem is a matrix M whose elements are 0's, 1's, and *'s, and the *'s form a submatrix. We seek to find a way to replace the *'s with 0's and 1's so that the resulting matrix has the consecutive-ones property. We assume that the instance of the problem is given by two matrices: the submatrix M_R consisting of those rows that do not contain *'s, and the submatrix M_C consisting of those columns that do not contain *'s. The columns of M_C are a subset of the columns of M_R and the rows of M_R are a subset of the rows of M_C . Denote the set of row of M_R by R and the set of columns of M_C by C . Since the *'s form a submatrix, all entries that are 0 or 1 occur in a row of M_R or a column of M_C (or both), while no * appears in either matrix. By using sparse representations of M_R and M_C , we get a representation of the instance in space proportional to the number of rows, columns, and 1's of M .

Lemma 6.1. *The consecutive-ones probe matrix problem on M_R and M_C has a solution if and only if there exists a consecutive-ones ordering π of columns of M_R such that $\pi[C]$ is also a consecutive-ones ordering of M_C .*

Proof. Let π be an ordering of columns of M (hence of columns of M_R) that makes it possible to fill in the *'s so that M is consecutive-ones ordered. Since each row of M_R is a row of M , π must be a consecutive-ones ordering of M_R . If $\pi[C]$ is not a consecutive-ones ordering of M_C , then in some row of M_C , hence of any assignment of *'s in M has a 0 occurs between two 1's, a contradiction. Therefore, π is a consecutive-ones ordering of M_R and $\pi[C]$ is a consecutive-ones ordering of M_C .

Let π' be an ordering of columns of M_R such that $\pi'[C]$ is also a consecutive-ones ordering of columns of M_C . Then each row of M in R is consecutive-ones ordered. In each row y of M that is not in R , let $\pi(c_1)$ and $\pi(c_2)$ be the first and last positions of columns of C that have 1's in the row. Then for every column $c_3 \in C$ such that $\pi(c_1) < \pi(c_3) < \pi(c_2)$, $\pi(c_3)$ has a 1 in row y and for every column $c_4 \in C$ such that $\pi(c_4) < \pi(c_1)$ or $\pi(c_4) > \pi(c_2)$, c_4 has a 0 in row y . Setting any *'s between $\pi(c_1)$ and $\pi(c_2)$ to 1 results in a consecutive-ones ordered matrix M . \square

Definition 6.2. We will let $C1PM(M_R, M_C)$ denote an instance of the consecutive-ones probe matrix problem, where the columns of M_C are a subset C of the columns of M_R and the rows of M_R are a subset R of the rows of M_C . By Lemma 6.1, a solution is any ordering π of columns of R such that π is a consecutive-ones ordering M_R^* of M_R and $\pi[C]$ is a consecutive-ones ordering M_C^* of M_C . The matrix M obtained by assigning *'s to 1 if and only if they occur between 1's in columns of C is the taut matrix implied by π .

The reason for the distinguishing the taut matrix implied by a solution π is that π does not always uniquely specify a required assignment of *'s. Let y , be a row of M , and let c be the first column of M to the left of the block of 1's in y . Then the 0 assigned to a * in row y , column c in the taut matrix can be changed to a 1 without violating the constraints. This can be iterated until the column to the left of the block of 1's is a column in C . Similarly, 0's after the rightmost 1 in y in a taut solution might be able to be reset to 1's. Conceptually, tautness is analogous to tautness in a probe interval model: a solution M is taut if no endpoint of a row can be set to 0 to obtain a smaller solution consistent with the constraints. When we use it in the probe interval graph recognition algorithm, this allows M to be extended to a normal model, which must be taut. By definition, the implied taut matrix is unique for each solution π .

It is not necessary to construct a sparse representation of M explicitly, and generally it would not be possible to do this in time linear in the size of the inputs. The *'s that must be 1 can greatly exceed the number of 1's in the inputs. Given a solution π , we may create, in time linear in the size of the inputs a representation of M that allows $O(1)$ -time lookup of any entry. It suffices to record, for each row, the position of the first and last 1 in the row. If the row is in R , then this is the first and last position of a 1 in M_R^* , and if the row is not in R , it is $\pi(c_1)$ and $\pi(c_2)$ for the first and last columns c_1 and c_2 , respectively, of M_C^* , that have 1's in the row.

This representation of M takes space proportional to the sizes of M_C and M_R . For a row i and column j , it takes $O(1)$ time to determine the value of the element at row i , column j of M , by determining whether j is in the interval between the first and last 1 of row i .

Algorithm 4. Solve an instance $C1PM(M_R, M_C)$ of the consecutive-ones probe matrix problem, or determine that no solution exists.

1. Let T_1 be the PQ tree of M_C and T_2 be the PQ tree of M_R . Return that the problem has no solution if T_1 or T_2 does not exist.
2. Let $T_3 \equiv T_2[C]$. (See Figure 11.) Now T_1 and T_3 have the same leaf sets. Find $T_1 \cap T_3$ or return that the problem has no solution if $T_1 \cap T_3$ does not exist.
3. Let $\tau \in \Pi(T_1 \cap T_3)$. This gives a left-to-right numbering of the subset C of columns of M_R .
4. Number each leaf of T_2 that is in C in ascending order of this numbering. Label each internal node of T_2 with a descendant number, the leaf number of any descendant, if a numbered leaf descendant exists. The descendant number of a leaf is its leaf number.

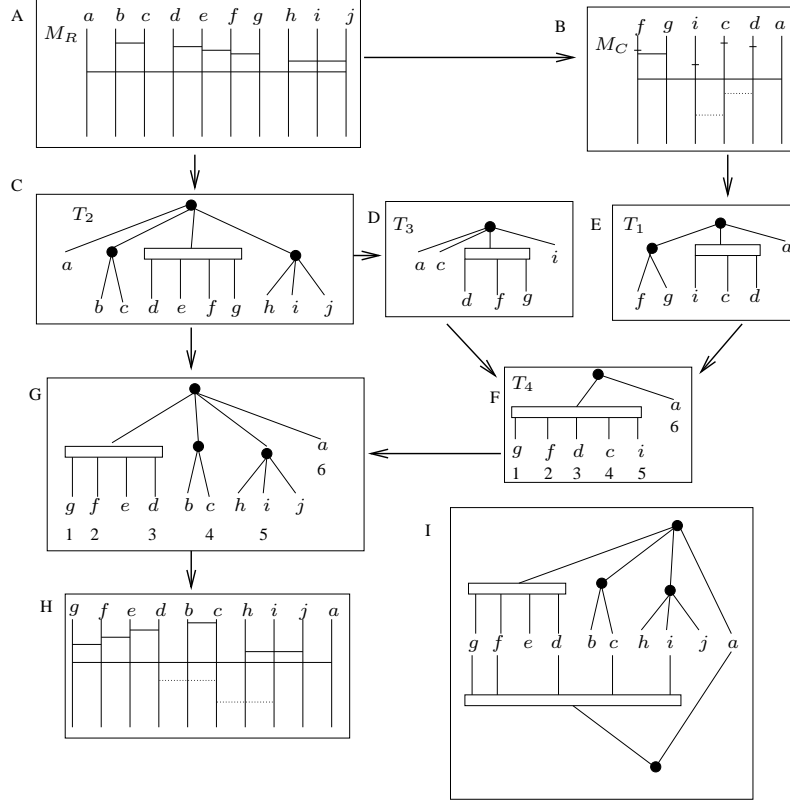


Figure 11: Solving the consecutive-ones probe matrix problem. A: $M_R = M[R]$ for an unknown matrix M , consecutive-ones ordered. Blocks of 1's are represented with line segments. B: $M_C = M[C]$ for M , consecutive-ones ordered, for column set $C = \{a, c, d, f, g, i\}$. Rows of M_C that are not in M_R are dotted. Elements of M that are neither in a row of M_R nor a column of M_C are implicitly $*$'s, and can be freely assigned a value of 0 or 1 in M . In this example, these are elements that are in the two additional rows in M_C , depicted with 1's, and in the columns $\{b, e, h, j\}$ that are in M_R but not in M_C . C: The PQ tree T_2 of M_R . D: $T_3 \equiv T_2[C]$. E: The PQ tree T_1 of M_C . F: $T_4 \equiv T_1 \cap T_3$, which gives a left-to-right numbering of C that is consistent with both T_1 and T_2 . G: A reordering of T_2 consistent with this numbering. H: The resulting ordering of columns of M , including those in M_C . Since the submatrix given by columns of M_C is consecutive-one ordered, $*$'s lying between 1's in these columns are assigned a value of 1, yielding a consecutive-ones ordering of M . I: A gadget suggested by the procedure. T_4 (inverted) and T_2 share leaves. Since $T_4 \preceq T_2[C]$, T_4 can be ordered without interference from T_2 , and once that has been done, T_2 can be ordered to place the remaining leaves.

5. For each P node, sort the children in ascending order of descendant labels. Place unlabeled children anywhere in the ordering.
6. For each Q node, if it has at least two children with labels, orient the Q node so that the child with the smaller descendant label is earlier. Otherwise, choose one of the two possible orderings arbitrarily.
7. Return the resulting ordering π of leaves of T_2 .

Lemma 6.3. *Algorithm 4 is correct.*

Proof. Suppose an instance of the problem has a solution. Then let π be a solution. T_2 exists, since π is a consecutive-ones ordering of M_R , and T_1 exists, since $\pi[C]$ is a consecutive-ones ordering of M_C . Thus, $\pi[C] \in \Pi(T_1)$ and $\pi \in \Pi(T_2)$, hence $\pi[C] \in \Pi(T_3)$. Since $\pi \in \Pi(T_1) \cap \Pi(T_3)$, this set is nonempty, so $T_1 \cap T_3$ is defined, and the algorithm correctly claims that the problem has a solution.

Conversely, suppose that the algorithm claims that the problem has a solution. Then $T_1 \cap T_3$ is defined. The algorithm finds $\tau \in \Pi(T_1 \cap T_3)$. This implies $\tau \in \Pi(T_1)$, so τ is a consecutive-ones ordering of M_C . Since $\tau \in \Pi(T_3)$, $\tau = \pi'[C]$ for some $\pi' \in \Pi(T_2)$. Because $\pi' \in \Pi(T_2)$, T_2 can be ordered so that leaf numbers are ordered in increasing order of leaf number. This gives a consecutive-ones ordering of M_R , since T_2 is the PQ tree of M_R . A solution exists. For each node u of T_2 , let i and j be the minimum and maximum leaf label assigned to leaf descendants by the algorithm, using τ , and let $[i, j]$ be u 's interval. Since π' exists, it is a valid ordering of the leaves of T_2 . Since $\tau = \pi'[C]$, the intervals of the children are disjoint, and for each Q node, the ordering of these intervals on the number line is consistent with the ordering of children of the Q node, or its reverse. The procedure for ordering T_2 will therefore produce an ordering of children at each internal node where the intervals of children are disjoint and consistent with their ordering on the number line. By induction on the size of the subtree rooted at a node of T_2 , this gives an ordering $\pi'' \in \Pi(T_2)$ where numbered leaves are in ascending order, hence where $\pi''[C] = \tau$. The algorithm returns a correct solution. \square

Lemma 6.4. *An instance $C1PM(M_R, M_C)$ of the consecutive-ones probe matrix problem can be solved in time linear in the number of rows, columns and 1's in M_R and M_C .*

Proof. Finding T_1 and T_3 takes linear time by the algorithm of Booth and Lueker.

Finding $M(T_1)$ and $M(T_3)$ takes time linear in the sizes of M_R and M_C , by Lemma 4.26. $T_1 \cap T_3$, is the PQ tree of the matrix whose rows are the union of rows of $M(T_1)$ and $M(T_3)$. It takes linear time to construct $T_1 \cap T_3$, or to determine that it does not exist by the algorithm of Booth and Lueker.

If $T_1 \cap T_3$ exists, then numbering the leaves of this tree and then using it to label the descendant numbers of leaves of T_2 takes $O(n)$ time. It takes $O(n)$ time to label the descendant numbers of the internal nodes of T_2 in postorder, letting each node inherit its label from a child, if it has a labeled child.

By numbering the P nodes, we may sort the children of all P nodes with a single radix sort that uses parent number as the primary sort key and descendant number as the secondary sort key. There are $O(n)$ nodes in the tree, so this takes $O(n)$ time. \square

Definition 6.5. *Two different bijections π from a set X to $\{1, 2, \dots, |X|\}$ are equivalent if they are equal or one is the reverse of the other. Two normal models M and M' of G are equivalent if they are equal matrices, or one can be obtained by reversing the column order of the other. The normal model for G is unique if it only has two (equivalent) normal models.*

Algorithm 5. Determine whether a solution π to an instance $C1PM(M_R, M_C)$ found by Algorithm 4 is unique.

- If M_R has at most two columns, return true.
- If the only internal node of T_2 is a Q node, return true.
- If M_C has at least three columns and $T_1 \cap T_3$ fails to have a single internal node that is a Q node, return false.
- If not all children of a P node of T_2 are labeled with a descendant number, return false.
- If fewer than two children of a Q node of T_2 are labeled with descendant numbers, return false.
- Else return true.

Note that failing to have a unique solution does not imply that the taut matrices implied by the solutions are not equal up to reversal of column order, since the different solutions could all be automorphisms of two matrices, where one is the reversal of column order of the other. We do not address this second notion of uniqueness in this paper, since we are dealing with matrices where the columns are labeled.

Lemma 6.6. Algorithm 5 is correct.

Proof. Every 0-1 matrix with fewer than three columns is consecutive-ones ordered, since there is no way for a 0 to appear between two 1's in a row. If M_R has fewer than three columns, then so does M_C , and any of the two orderings of M_R is a solution.

Suppose M_R has at least three columns. By Lemma 6.3, $T_1 \cap T_3$ is defined, since we have assumed that the instance has a solution. If the only internal node of T_2 is a Q node, then since every solution is an element of $\Pi(T_2)$, there are only two solutions, and one is the reverse of the other.

If M_C has at least three columns, then $T_1 \cap T_3$ has at least three leaves. Unless its only internal node is a Q node, it admits two orderings that are not the reverse of each other. In this case, Algorithm 4 can produce two solutions that are not the reverse of each other.

Otherwise, T_2 has at least three leaves, but does not have a single internal node that is a Q node. If not all children of a P node of T_2 are labeled with a descendant number, then there are choices about how to order the unlabeled children, and if fewer than two children of a Q node are labeled with descendant numbers, we may choose one of the two allowed orderings of the children. Since T_2 has at least three leaves and it does not have a single internal node that is a Q node, these choices give rise to solutions that are not equivalent. If on the other hand these conditions are satisfied, there is a unique way to order T_2 (up to reversal). \square

Lemma 6.7. Algorithm 5 takes $O(n + m)$ time.

Proof. The time for the operations is bounded by the time for the operations of Algorithm 4, so the lemma follows by Lemma 6.4. \square

7 Finding a normal model of G

Suppose G is a probe interval graph. Our strategy is to find a matrix M_P that has a consecutive-ones ordering M_P^* equal to $M_G[P]$ for some normal model M_G of G . Each column of M_P that is not a column of $M_N[P]$ is the neighborhood of a member of N_S . By Theorem 4.14, some consecutive-ones ordering M_N^* of M_N is a submatrix of M_G .

Therefore, given M_P and M_N , we can find a solution to $C1PM(M_P, M_N)$ or reject G if no solution exists. If a solution exists, let M be the implied taut matrix. We show that M is a model of $G - N_S$, and, for each $x \in N_S$, there is a column of M whose probe set is $N(x)$; we add x to such a column. We first show that this is a probe interval model for G , and then show that the model is a normal one, which gives an $O(n + m)$ bound on the number of 1's in the resulting matrix. The $O(n + m)$ time bound therefore follows from Lemma 6.4.

Definition 7.1. Let $\mathcal{S} = \{N(x) \mid x \in N_S \text{ and } N(x) \neq C[P] \text{ for any column } C \text{ of } M_N\}$. Let M_P be a matrix obtained by adding each set of \mathcal{S} as a new column to $M_N[P]$.

Lemma 7.2. If M_G is a normal model of G , then some consecutive-ones ordering of M_P is a submatrix of $M_G[P]$.

Proof. The necessity of columns in \mathcal{S} in $M_G[P]$ is self-evident, and the necessity of the remaining columns of M_P , which are given by $M_N[P]$ follows from Theorem 4.14. M_G is consecutive-ones ordered, and every submatrix of a consecutive-ones ordered matrix is consecutive-ones ordered. \square

Lemma 7.3. If $C1PM(M_P, M_N)$ has no solution, then G is not a probe interval graph. Otherwise, the taut matrix M implied by a solution is a probe interval model of $G - N_S$.

Proof. Suppose G is a probe interval graph. Let M_G be a normal model of G . By Theorem 4.14 and Lemma 7.2, $M_G[P]$ contains a submatrix that is a solution to the consecutive-ones probe matrix problem on M_P and M_N . Therefore, we can reject G if this problem has no solution.

Otherwise, let π be a solution, and let M_P^* and M_N^* be the consecutive-ones ordering of M_P and M_N that it gives. Since M_N is a model of $G - N_S$, so is M_N^* . Let c be a simplicial column of M_P that π places between two neighboring columns c_1 and c_2 of M_N^* . Since c is not a clique column, the probe set of c is a subset of c_1 or the probe set of c_2 , by Lemma 4.8. Therefore, its probe set is a subset of the neighborhood of every $v \in V \setminus N_S$ that contains c in M , and its inclusion in M does not alter the represented neighborhood of v . \square

Algorithm 6. Find a normal model of G from M_P and M_N , or determine that G is not a probe interval graph.

1. If $C1PM(M_P, M_N)$ has no solution, return that G is not a probe interval graph.
2. Otherwise, let M be the taut matrix implied by a solution. Fill in the $*$'s to get a sparse representation of M . This is $M_G[V \setminus N_S]$.
3. For each $x \in N_S$, add a row for x , and put a 1 in a column c of M that has $N(x)$ as its probe set, and return the resulting matrix. This is M_G .

Lemma 7.4. Algorithm 6 is correct.

Proof. By Lemma 7.3, if $C1PM(M_P, M_N)$ has no solution, G is not a probe interval graph. Otherwise, the taut matrix $M = M_G[V \setminus N_S]$ implied by a solution is a model of $G - N_S$. The only other adjacencies that need to be represented are between members of N_S and members

of P . By Definition 7.1, for each $x \in N_S$, there exists a column c whose probe set is equal to $N(x)$. Placing x in c correctly represents its neighborhood. This has no effect on adjacencies between other pairs. It follows that doing this for all $x \in N_S$ gives a model M_G of G .

To see that this is a normal model, observe that simplicial columns have different probe sets from all other columns, by Definition 7.1, and at least one simplicial non-probe. Therefore, no simplicial column can be merged with a neighboring column. No non-simplicial column can be merged with any neighboring non-simplicial column, since these columns contain a submatrix M_N^* that is a consecutive-ones ordering of M_N , which is a normal model by Theorem 4.13. Every simplicial non-probe is taut since it occupies only one column. Every endpoint of a member of $N_1 \cup N_2$ is taut in the taut matrix M ; since M is taut, each element of $N_1 \cup N_2$ continues to have its endpoint in a column of M_N^* , where it was taut, since M_N^* is a normal model. The same argument applies for every endpoint of a probe that remains in a non-simplicial column. An endpoint of a probe in a simplicial column is taut, because the column contains a simplicial non-probe neighbor that resides only in that column. The model is a normal one. \square

Lemma 7.5. *Algorithm 6 takes $O(n + m)$ time.*

Proof. M_N has $O(n + m)$ 1's, by Lemma 4.9, because it is a normal model of an induced subgraph of G . Every column of M_P is either a column of $M_N[P]$, or $N(x)$ for some $x \in N_S$, so the number of 1's in it is bounded by the size of M_N plus the sum of degrees of vertices in N_S , hence M_P has $O(n + m)$ 1's. If the algorithm rejects G , it therefore takes $O(n + m)$ time to do so by Lemma 6.4. Otherwise, since a solution M to this problem is a submatrix of M_G , it has $O(n + m)$ 1's, since M_G is a normal model of G , by Lemma 4.9, and takes $O(n + m)$ time to produce using elementary sparse matrix operations. In addition, for every $x \in N_S$, we identified a column whose probe set was $N(x)$ when we created M_P . Adding each such x to such a column takes $O(n + m)$ time. \square

Summarizing, we obtain the following, which is the main result of the paper.

Theorem 7.6. *Given a graph G and a partition $\{P, N\}$ of its vertices, where N is an independent set, it takes $O(n + m)$ time to determine whether there is a probe interval representation of G where P is the set of probes and N is the set of non-probes, and to construct such a representation if it exists.*

8 Uniqueness of the model

If a disconnected probe interval graph has more than two columns in a normal model, it does not have a unique normal model, since the order among the components is not constrained, and columns in one component do not constrain the orderings of columns in other components. If the graph has only two components, each with a single column, then the model is unique up to reversal. Henceforth, we may resume our assumption that G is connected.

Algorithm 7. *Test whether the model M_G returned by Algorithm 6 for a connected graph G is the unique normal model of G .*

1. *If Algorithm 5 determines that $C1PM(M_P, M_N)$ does not have a unique solution, return false.*
2. *Else, if M_G has only two columns and one of them is a simplicial column with two simplicial non-probes, return false.*

3. Else, if M_G has at least three columns, let T_2 be $T(M_P)$ as in Algorithm 4. If some non-clique column of M_G that contains a simplicial non-probe is a child of a P node in T_2 , return false.
4. Else return true.

Lemma 8.1. *If G does not have a unique normal model, Algorithm 7 reports this.*

Proof. Let M_G be the model returned by Algorithm 6.

If M_G has only one column, then either the column is a clique column or the graph contains a single vertex, which is a non-probe. In both cases, it is easy to verify that this is the only normal model of G .

Suppose M_G has two columns. Neither can be a semi-clique column, since such a column could not have both proper left endpoints and proper right endpoints. At least one of the two columns, denote it by k , must be a clique column, since otherwise there are no probes in the graph, and the graph is not connected. If the other column is also a clique column, then the two cliques of G define the same two clique columns in every normal model of G . As in the single-column case, it is easy to see that any other column in any model of G can be merged into one of these two clique columns. Therefore, M_G is a unique normal model.

Now consider the case where the other column is a simplicial column and denote it by b . If b contains more than a single simplicial non-probe, then G fails Test 2. Suppose that b contains a single simplicial non-probe, x . In any normal model of G there must be a clique column equal to k and a simplicial column equal to b and that contains $N[x]$. Any other column can be merged into one of these two columns. Therefore, M_G is a unique model in this case as well.

Henceforth, assume that M_G has at least three columns. We assume that $C1PM(M_P, M_N)$ has a unique solution, since otherwise Test 1 fails. Let A_G be a normal model of G that is not equivalent to M_G . For every simplicial column b of M_G , choose a representative simplicial non-probe y in b . Since y is a simplicial non-probe, it is contained in a unique column b_A in A_G . Let us say that we have mapped b to b_A . Note that $S(b) \cap P = S(b_A) \cap P = N(y)$, and, by the construction of M_G , $S(c) \cap P \neq N(y)$ for any non-simplicial column c . By Theorem 4.14, the sets of vertices represented by clique and semi-clique columns of $A_G[V \setminus N_S]$ are the same as the sets of vertices represented by clique and semi-clique columns of $M_G[V \setminus N_S]$, so $S(c') \cap P \neq N(y)$ for any non-simplicial column c' of A_G . It follows that b_A is a simplicial column of A_G .

Let Y be the set of columns of A_G that are either clique columns, semi-clique columns, or simplicial columns of A_G to which we have mapped simplicial columns of M_G . If Y is the entire set of columns of A_G , then the set of columns of $A_G[V \setminus N_S]$ is identical to the set of columns of $M_G[V \setminus N_S]$. Since G passed Test 1, the matrices $A_G[V \setminus N_S]$ and $M_G[V \setminus N_S]$ are identical. Therefore, the only possible difference between M_G and A_G is the assignment of simplicial non-probes to columns. There is a simplicial non-probe x such that for two different columns c and c' , $S(c) \cap P = S(c') \cap P = N(x)$. This means that there are two identical columns in M_P , one of which corresponds to the column to which x belongs in M_G . Since the two columns are identical in M_P , the sets they represent are the children of the same P node in T_2 . By Lemma 4.4, c and c' cannot be clique columns. Therefore G fails Test 3.

Henceforth, assume that there is a column c of A_G that is not in Y . The column c must be a simplicial column, since clique columns and semi-clique columns are all in Y . There is a simplicial non-probe x such that $S(c) \cap P = N(x)$. There must also be a column c' in Y with $S(c') \cap P = N(x)$, corresponding to the column of M_G containing x . By Lemma 4.4, c' is not a clique column. The columns c and c' cannot be consecutive in A_G , since otherwise we can merge them, contradicting the normality of A_G . We get that $A_G[P][Y]$ and $A_G[P][(Y \setminus \{c'\}) \cup \{c\}]$ are two consecutive orderings of M_P that differ only in the location of the column corresponding to the one containing $N(x)$. Therefore, this column is a child of a P node and G fails Test 3. \square

To show the converse of this lemma, we first need the following auxiliary lemma.

Lemma 8.2. *Let $\{c\}$ be a child of a P node B in the PQ tree T of a consecutive-ones matrix M , and suppose there is no row q in M such that $S(q) = \{c\}$. Let M' be the result of adding a new column c' that is a duplicate of c . Then the PQ tree of M' is obtained from the PQ tree of M by adding $\{c'\}$ as an element of each proper ancestor of $\{c\}$ and then adding $\{c'\}$ as a new child of $B \cup \{c\}$.*

Proof. Let C be the set of columns of M . Inserting c' next to c in any consecutive-ones ordering of M gives a consecutive-ones ordering of M' . Therefore, M' is a consecutive-ones matrix and $T(M) \preceq T(M')[C]$. By Lemma 4.19, $T(M')[C] \preceq T(M)$. We conclude that $T(M) \equiv T(M')[C]$. It follows that $T(M)$ is the result of deleting leaf $\{c'\}$ from $T(M')$, removing it from each of its ancestors, and contracting its parent if the parent has only one child.

This contraction is thus the only way that the lemma could fail to be true, and it occurs if and only if $\{c, c'\}$ is a node of $T(M')$ and $B \cup \{c'\}$ is its P-node parent. Suppose this is the case. Then for a sibling D of $\{c, c'\}$, there is a row q' of M' such that $S(q')$ contains c and c' but does not contain every member of D . Otherwise, c and c' could be placed on opposite sides of D in a consecutive-ones ordering, which is forbidden by $\{c, c'\}$. If $S(q')$ contains any columns other than c and c' , then since $S(c)$ does not contain D , not every union of children of $B \cup \{c'\}$ can be a member of $C^\perp(M')$, contradicting Lemma 4.22. Therefore, $S(q') = \{c, c'\}$. But then if q is the corresponding row of M , $S(q)$ contains only c , contradicting the definition of c . \square

Lemma 8.3. *If G fails one of the tests of Algorithm 7, then it does not have a unique normal model.*

Proof. For each of the three tests, we show how to construct two non-equivalent models if G fails the test. Let M_G be the model returned by Algorithm 6.

If G fails Test 1, then $C1PM(M_P, M_N)$ has two non-equivalent solutions. Algorithm 6 can use each of them to produce a normal model of G , and the two models are not equivalent.

Suppose G fails Test 2. In this case M_G has one clique column k and one simplicial column b , which contains at least two simplicial non-probes. Create a copy b' of b . Remove a simplicial non-probe x from b' and all simplicial non-probes other than x from b . Order the three columns (b, k, b') . This is a normal model that is not equivalent to M_G .

Suppose that G fails Test 3. Let T_2 be $T(M_P)$. For some simplicial non-probe x that belongs to a non-clique column c of M_G , $\{c\}$ is a child of a P node, B , in T_2 . The column ordering of M_G gives a consecutive-ones ordering of M_P . Let D be an adjacent sibling to $\{c\}$ in this ordering, and let d be the column of D that is adjacent to c . Note that $S(d) \neq S(c)$, otherwise, M_G would have two consecutive columns with the same probe set, and they could be merged.

Every probe in c also occurs in some other column; otherwise, c would be a clique column. Add to M_P a new column c' such that $S(c') = S(c)$. Let T'_2 be $T(M'_P)$. By Lemma 8.2, $\{c\}$, D , and $\{c'\}$ are children of $B \cup \{c'\}$ in T'_2 , so $\{c'\}$ can be placed on the opposite side of D from $\{c\}$ in a consecutive-ones ordering of M_P . Since $S(c') = S(c) \neq S(d)$ and c and c' can be placed on opposite sides of d , $S(c') \subset S(d)$.

Using Algorithm 6, fill in rows for the non-simplicial non-probes to this matrix, and for every $x' \in N_S$ add a row for x' to M' and put a 1 in the same column that contains 1 in the row of x' in M_G . Then move the 1 of the simplicial non-probe x from column c to column c' . If c was a simplicial column and no simplicial non-probe remains in it, delete c , since it is no longer a simplicial column. Apply the procedure from Lemma 4.1 to get a normal model A_G of G from A . It may be that c' is merged with other columns. However, c' cannot be merged with d since it contains a simplicial non-probe and $S(c') \cap P \subset S(d) \cap P$.

If c remains, then since every column in a normal model contains a degenerate or nondegenerate right endpoint, let y be a vertex with a right endpoint in c . In M_G , x shares a column with y , but not in A_G , so M_G and A_G are not equivalent. If c does not remain and A_G has fewer columns than M_G does, the two models are not equivalent. Otherwise, c does not remain and no columns were merged in transforming A to A_G , hence c' remains. Therefore, A_G is identical to M_G except for the simplicial column containing x , which occurs in a different position in A_G . Since M_G has at least three columns, the models are not equivalent. \square

Combining the result of this section with Theorem 7.6 we get the following:

Theorem 8.4. *Given a probe interval graph G , in $O(n + m)$ time we can determine whether it has a unique normal model.*

We note that an implementation of Algorithm 7 can be simplified for a two-columns model. In this case it is enough to apply only Test 2, since G cannot fail Test 1. Also, in Test 3, we can replace non-clique column with semi-clique column, since if a simplicial column is a child of a P node in T_2 , G fails Test 1.

References

- [1] Aho, A.V., Hopcroft, J.E., Ullman, J.D.: The Design and Analysis of Computer Algorithms. Addison-Wesley, Reading, Massachusetts (1974)
- [2] Benzer, S.: On the topology of the genetic fine structure. Proc. Nat. Acad. Sci. U.S.A. 45, 1607–1620 (1959)
- [3] Booth, K.S.: PQ-Tree Algorithms. Ph.D. thesis, Department of Computer Science, University of California, Berkeley, CA, 1975.
- [4] Booth, K.S., Lueker, G.S.: Testing for the consecutive ones property, interval graphs, and graph planarity using PQ-tree algorithms. J. Comput. Syst. Sci. 13, 335–379 (1976)
- [5] Chandler, D.B., Guo, J., Kloks, T., Niedermeier, R.: Probe matrix problems: Totally balanced matrices. In: Kao, M.-Y., Li, X.-Y. (eds.) AAIM 2007. LNCS vol. 4508, pp. 368–377. Springer, Heidelberg (2007)
- [6] Chang, G.J., Kloks, T., Liu, J., Peng, S.-L.: The PIGs full monty - a floor show of minimal separators. In: Diekert, V., Durand, B. (eds.) STACS 2005. LNCS vol. 3403, pp. 521–532. Springer, Heidelberg (2005)
- [7] Cormen, T.H., Leiserson, C.E., Rivest, R.L., Stein, C.: Introduction to Algorithms. MIT Press, Cambridge, Massachusetts (2009)
- [8] Fullwood, M.J., Wei, C.-L., Edison, T.L. et al.: Next-generation DNA sequencing of paired-end tags (PET) for transcriptome and genome analyses. Genome Res. 19, 521–532 (2009).
- [9] Fulkerson, D.R., and Gross, O.: Incidence matrices and interval graphs. Pacific J. Math. 15, 835–855 (1965)
- [10] Golumbic, M.C.: Algorithmic Graph Theory and Perfect Graphs. Academic Press, New York (1980)

- [11] Golumbic, M.C.: Matrix sandwich problems. *Linear Algebra and Applications* 277, 239–251 (1998)
- [12] Golumbic, M.C, Trenk, A.N.: *Tolerance graphs*. Cambridge studies in advanced mathematics 89, New York (2004)
- [13] Johnson, J.L., Spinrad, J.P.: A polynomial time recognition algorithm for probe interval graphs. In: *SODA 2001*, pp 477–486. Association for Computing Machinery, New York (2001)
- [14] Lekkerkerker, C. and Boland, D.: Representation of finite graphs by a set of intervals on the real line. *Fund. Math.* 37, 45–64 (1962).
- [15] McConnell, R.M., de Montgolfier, F.: Algebraic operations on PQ trees and modular decomposition trees. In: Kratsch, D. (ed.) *WG 2005*. LNCS vol. 3787, pp. 421–432. Springer, Heidelberg (2005)
- [16] McConnell, R.M.: A certifying algorithm for the consecutive-ones property. In: *SODA 2004*, pp. 761–770. Association for Computing Machinery, New York (2004).
- [17] McConnell, R.M.: Linear-time recognition of circular-arc graphs. *Algorithmica* 37, 93–147 (2003)
- [18] McConnell, R.M., Spinrad, J.P.: Construction of probe interval models. In: *SODA 2002*, pp. 866–875. Association for Computing Machinery, New York (2002)
- [19] McConnell, R.M., Nussbaum, Y.: Linear-time recognition of probe interval graphs. In: *European Symposium on Algorithms 2009*, pp. 41–53 (2009)
- [20] McMorris, F.R., Wang, C., Zhang P., On probe interval graphs. *Discrete Applied Mathematics* 88, 315–324 (1998)
- [21] Meidanis, J., Porto, O., Telles, G.P.: On the consecutive ones property. *Discrete Applied Mathematics*, 88, 325–354 (1998)
- [22] Pevzner, P.: *Computational Molecular Biology: an Algorithmic Approach*. The MIT Press, Cambridge Massachusetts, 2000.
- [23] Rose, D., Tarjan, R.E., Lueker, G.S.: Algorithmic aspects of vertex elimination on graphs. *SIAM J. Comput.* 5, 266–283 (1976)
- [24] Donmez, N., Brudno, M.: SCARPA: scaffolding reads with practical algorithms. *Bioinformatics*, 29, 428–434 (2013)
- [25] Tucker, A.C.: An efficient test for circular-arc graphs. *SIAM J. Comput.* 9(1):1–24 (1980)
- [26] Uehara, R.: Canonical data structure for interval probe graphs. In Fleischer, R., Trippen, G. (eds.) *ISAAC 2004*. LNCS vol. 3341, pp. 859–870. Springer, Heidelberg (2004)
- [27] Zhang, P.: Probe interval graph and its applications to physical mapping of DNA. Manuscript 1994.
- [28] Zhang, P. *et al.*: An algorithm based on graph theory for the assembly of contigs in physical mapping of DNA. *CABIOS* 10, 309–317 (1994).
- [29] Zhang, P.: United states patent 5667970: Method of mapping DNA fragments. (July 3, 2000)