
Off-policy Model-based Learning under Unknown Factored Dynamics

Assaf Hallak

Technion, Haifa, Israel

IFOGPH@GMAIL.COM

François Schnitzler

Technion, Haifa, Israel

FRANCOIS@EE.TECHNION.AC.IL

Timothy Mann

Technion, Haifa, Israel

MANN@EE.TECHNION.AC.IL

Shie Mannor

Technion, Haifa, Israel

SHIE@EE.TECHNION.AC.IL

Abstract

Off-policy learning in dynamic decision problems is essential for providing strong evidence that a new policy is better than the one in use. But how can we prove superiority without testing the new policy? To answer this question, we introduce the G -SCOPE algorithm that evaluates a new policy based on data generated by the existing policy. Our algorithm is both computationally and sample efficient because it greedily learns to exploit factored structure in the dynamics of the environment. We present a finite sample analysis of our approach and show through experiments that the algorithm scales well on high-dimensional problems with few samples.

1. Introduction

Reinforcement Learning (RL) algorithms learn to maximize rewards by analyzing past experience with an unknown environment. Most RL algorithms assume that they can choose which actions to explore to learn quickly. However, this assumption leaves RL algorithms incompatible with many real-world business applications.

To understand why, consider the problem of on-line advertising: Each customer is successively presented with one of several advertisements. The advertiser's goal is to maximize the probability that a user will click on an ad. This probability is called the Click Through Rate (CTR, Richardson et al. 2007). A marketing strategy, called a policy, chooses which ads to display to each customer. However, testing new policies could lose money for the company. Therefore, management would not allow a

new policy to be tested unless there is strong evidence that the policy is not worse than the company's existing policy. In other words, we would like to estimate the CTR of other strategies using only data obtained from the company's existing policy. In general, the problem of determining a policy's value from data generated by another policy is called *off-policy evaluation*, where the policy that generates the data is called the *behavior policy*, and the policy we are trying to evaluate is called the *target policy*. This problem may be the primary reason batch RL algorithms are hardly used in applications, despite the maturity of the field.

A simple approach to off-policy evaluation is given by the MFMC algorithm (Fonteneau et al., 2010), which constructs complete trajectories for the target policy by concatenating partial trajectories generated by the behavior policy. However, this approach may require a large number of samples to construct complete trajectories. One may think that the number of samples is of little importance, since Internet technology companies have access to millions or billions of transactions. Unfortunately, the dimensionality of real-world problems is generally large (e.g., thousands or millions of dimensions) and the events they want to predict can have extremely small probability of occurring. Thus, sample efficient off-policy evaluation is paramount.

An alternative way of looking at the problem is through counterfactual (CF) analysis (Bottou et al., 2013). Given the outcome of an experiment, CF analysis is a framework for reasoning about what would have happened if some aspect of the experiment was different. In this paper, we focus on the question: what would have been the expected reward received for executing the target policy rather than the behavior policy? One approach that falls

naturally into the CF framework is Importance Sampling (IS) (Bottou et al., 2013; Li et al., 2014). IS methods evaluate the target policy by weighting rewards received by the behavior policy. The weights are determined by the probability that the target policy would perform the same action as the one prescribed by the behavior policy. Unfortunately, IS methods suffer from high variance and typically assume that the behavior policy visits every state that the target policy visits with nonzero probability.

Even if this assumption holds, IS methods are not able to exploit structure in the environment because their estimators do not create a compact model of the environment. Exploiting this structure could drastically improve the quality of off-policy evaluation with small sample sizes (relative to the dimension of the state-space). Indeed, there is broad empirical support that model-based methods are more sample efficient than model-free methods (Hester & Stone, 2009; Jong & Stone, 2007). However, one broad class of compact models are Factored-state Markov Decision Processes (FMDPs, Kearns & Koller 1999; Strehl et al. 2007; Chakraborty & Stone 2011). An FMDP model can often be learned with a number of samples *logarithmic* in the total number of states, if the structure is known. Unfortunately, inferring the structure of an FMDP is generally computationally intractable for FMDPs with high-dimensional state-spaces (Chakraborty & Stone, 2011), and in real-world problems the structure is rarely known in advance.

Ideally, we would like to apply model-based methods to off-policy evaluation because they are generally more sample efficient than model-free methods such as MFMC and IS. In addition, we want to use algorithms that are computationally tractable. To this end, we introduce G-SCOPE, which learns the structure of an FMDP greedily. G-SCOPE is both sample efficient and computationally scalable. Although G-SCOPE does not always learn the true structure, we provide theoretical analysis relating the number of samples to the error in evaluating the target policy. Furthermore, our experimental analysis demonstrates that G-SCOPE is significantly more sample efficient than model-free methods.

The main contributions of this paper are:

- a novel, scalable method for off-policy evaluation that exploits unknown structure,
- a finite sample analysis of this method, and
- a demonstration through experiments that this approach is sample efficient.

The paper is organized as follows. In Section 2, we describe the problem setting and notations. Section 3 elaborates on our greedy structure learning algorithm. Our

main theorem and its analysis are given in Section 4. Section 5 presents experiments. In Section 6, we discuss limitations of G-SCOPE and future research directions.

2. Background

We consider dynamics that can be represented by a Markov Decision Process (MDPs; Puterman 2009):

Definition 1. A Markov Decision Process (MDP) is a tuple $(S, A, P(s'|s, a), R(s, a), \rho)$ where S is the state space, A is the action space, P represents the transition probabilities from every state-action pair to another state, R represents the reward function fitting each state-action pair with a random real number, and ρ is a distribution over the initial state of the process.

We denote by π a Markov policy that maps states to a distribution over actions. The process horizon is T , and applying a policy for T steps starting from $s_0 \sim \rho$ results in a cumulative reward known as the value function: $V^\pi(s_0) = \mathbb{E} \left[\sum_{t=0}^{T-1} R(s_t, a_t) | s_0, \pi \right]$, where the expectation is taken with respect to P, R and π . We assume R is known and immediate rewards are bounded in $[0, 1]$.

The system dynamics is as follows: First, an initial state s_0 is sampled from ρ . Then, for each time step $t = 0, \dots, T - 1$, an action a_t is sampled according to the policy $\pi(s_t)$, a reward r_t is awarded according to $R(s_t, a_t)$ and the next state s_{t+1} is sampled by $\Pr(\cdot | s_t, a_t)$. The quantity of interest is the expected policy value $\nu^\pi = \rho^\top V^\pi$.

2.1. Off-Policy Evaluation

We consider the finite horizon batch setup. Given are H trajectories of length T sampled from an MDP with an initial state distribution ρ and behavior policy π_b . The off-policy evaluation problem is to estimate the T -step value of a target policy π (different from π_b). For the target policy π , we aim to minimize the difference between the true and estimated policy value:

$$|\nu^\pi - \hat{\nu}^\pi|. \quad (1)$$

2.2. Factored MDPs

Suppose the state space can be decomposed into D discrete values. We denote the i^{th} variable of \underline{X} by $\underline{X}(i)$, and for a given subset of indices $\Psi \subseteq [D] \triangleq \{1, 2, \dots, D\}$, let $\underline{X}(\Psi)$ be the subset of corresponding variables $\{\underline{X}(i)\}_{i \in \Psi}$. We define a factored MDP, similar to Guestrin et al. 2003:

Definition 2. A Factored MDP (FMDP) is an MDP (S, A, P, R, ρ) such that the state $\underline{X} \in S$ is composed of a set of D variables $\{\underline{X}(i)\}_{i=1}^D$, where each variable

can take values from a finite domain, such that the probability of the next state \underline{Y} given that action a is performed in state \underline{X} satisfies

$$\Pr(\underline{Y}|\underline{X}, a) = \prod_{i=1}^D \Pr(\underline{Y}(i)|\underline{X}, a) . \quad (2)$$

For simplicity, we assume that all variables lie in the same domain Γ , i.e., $\underline{X} \in \Gamma^D$, where Γ is a finite set. Furthermore, each variable in the next state $\underline{Y}(i)$ only depends on a subset of variables $\underline{X}(\Phi_i)$ where $\Phi_i \subseteq [D]$. The indices in Φ_i are called the parents of i . When the size of the parent sets are smaller than D , then the FMDP can be represented more compactly:

$$\Pr(\underline{Y}|\underline{X}, a) = \prod_{i=1}^D \Pr(\underline{Y}(i)|\underline{X}(\Phi_i), a) . \quad (3)$$

Before delving into the algorithm and the analysis, we provide some notation. For a subset of indices $\Psi \subseteq [D]$, a realization-action pair $(v, a) \in \Gamma^{|\Psi|} \times A$ is a specific instantiation of values for the corresponding variables $\underline{X}(\Psi), a$. We denote by $F_i = \Gamma^{|\Phi_i|} \times A$ the set of all realization-action pairs for the parents of node i , and mark $\Lambda = \bigcup_{i=1}^D F_i$.

The following quantities are used in the algorithm and consecutive analysis: Denote by $\Psi \subseteq [D]$ a subset of indices and by $v \in \Gamma^{|\Psi|}$ a realization of the corresponding variables:

$$\begin{aligned} \Pr(\underline{Y}(i)|\underline{X}(\Psi) = v, a) &\triangleq \\ &\frac{\sum_{t=1}^T \Pr(\underline{Y}(i), \underline{X}(\Psi) = v, a, t)}{\sum_{t=1}^T \Pr(\underline{X}(\Psi) = v, a, t)} \\ \widehat{\Pr}(\underline{Y}(i) = y|\underline{X}(\Psi) = v, a) &\triangleq \frac{n(y, v, a)}{n(v, a)} , \quad (4) \end{aligned}$$

where the probabilities in the right term of the first equation are conditioned on the behavior policy π_b omitted for brevity. Note that if $\Psi \supseteq \Phi_i$ then $\Pr(\underline{Y}(i)|\underline{X}(\Psi) = v, a) = \Pr(\underline{Y}(i)|\underline{X}(\Phi_i) = v(\Phi_i), a)$, and the policy dependency cancels out.

2.3. Previous Work

Previous works on FMDPs focus on finding the optimal policy. Early works assumed the dependency structure is known (Guestrin et al., 2002; Kearns & Koller, 1999). Degris et al. (2006) proposed a general framework for iteratively learning the dependency structure (this work falls within this framework), yet no theoretical results were presented for their approach. SLF-Rmax (Strehl et al., 2007), Met-Rmax (Diuk et al., 2009) and LSE-Rmax (Chakraborty & Stone, 2011) are algorithms for

learning the complete structure. Only the first two require as input the in-degree of the DBN structure. The sample complexity of these algorithms is *exponential* in the number of parents. Finally, learning the structure of DBNs with no related reward is in itself an active research topic (Friedman et al., 1998; Trabelsi et al., 2013).

There has also been increasing interest in the RL community regarding the topic of off-policy evaluation. Works focusing on model-based approaches mainly provide bounds on the value function estimation error. For example, the simulation lemma (Kearns & Singh, 2002) can be used to provide sample complexity bounds on such errors. On the other hand, model free approaches suggest estimators while trying to reduce the bias. Precup (2000) presents several methods based on applying importance sampling on eligibility traces, along with an empirical comparison; Thomas et al. (2015) had analyzed bounds on the estimation error for this method. A different approach was suggested by Fonteneau et al. (2010): evaluate the policy by generating artificial trajectories - a concatenation of one-step transitions from observed trajectories. The main problem of these approaches besides the computational cost is that a substantial amount of data required to generate reasonable artificial trajectories.

3. Algorithm

In general, inferring the structure of an FMDP is exponential in D (Strehl et al., 2007). Instead, we propose a naive greedy algorithm which under some assumptions can be shown to provide small estimation error on the transition function (G-SCOPE - Algorithm 1).

G-SCOPE (Greedy Structure learning of faCTored MDPs for Off-Policy Evaluation) receives off-line batch data, two confidence parameters ϵ, δ and a minimum acceptable score C_2 . The outputs $\hat{\Phi}_i$ are the estimated parents of each variable i . In the inner loop, the set Θ is defined as the set of all realization-action pairs which had been observed at least $N(\epsilon, \delta)$ times; These are the only pairs further considered. We then greedily add to $\hat{\Phi}_i$ the j 'th variable which maximizes the L_1 difference between the old distribution depending only on $\hat{\Phi}_i$, and a distribution conditioned on the additional variable as well. Parents are no longer added when that difference is small, or when all possible realizations were not observed $N(\epsilon, \delta)$ times. The computational complexity of a naive implementation is $O(HTTD^2)$, since G-SCOPE sweeps the data for every input and output variable.

The main idea beyond G-SCOPE is that having enough samples will result in an adequate estimate of the conditional probabilities. Then, under appropriate regularity assumptions (stated in Section 4), adding a non parent

Algorithm 1 G -SCOPE(H T -length traj., $\epsilon, \delta, C_2 = 0$)

```

for  $i = 1$  to  $D$  do
   $\hat{\Phi}_i \leftarrow \emptyset$ 
  repeat
     $\Theta_i \leftarrow \{(v, v(j), a) \in \Gamma^{|\hat{\Phi}_i|+1} \times A : j \in [D] \setminus \hat{\Phi}_i, |n(v, v(j), a)| > N(\epsilon, \delta)\}$ 
    For  $N(\epsilon, \delta) = \frac{2\Gamma^2}{\epsilon^2} \ln\left(\frac{2\Gamma}{\delta_1}\right)$ 
    if  $|\Theta| = 0$  then
      Break
    end if
    for  $j = 1$  to  $D$  do
       $\text{diff}_j^i \leftarrow \max_{(v, v(j), a) \in \Theta} \|\widehat{\text{Pr}}(Y(i)|X(\hat{\Phi}_i \cup j) = (v, v(j)), a) - \widehat{\text{Pr}}(Y(i)|X(\hat{\Phi}_i) = v, a)\|_1$ 
    end for
     $j^* \leftarrow \arg \max_{j \in [D]} \text{diff}_j^i$ 
    if  $\text{diff}_{j^*}^i > C_2 + 2\epsilon$  then
       $\hat{\Phi}_i \leftarrow \hat{\Phi}_i \cup j^*$ 
    end if
  until  $\text{diff}_{j^*}^i \leq C_2 + 2\epsilon$ 
end for
return  $\{\hat{\Phi}_i\}_{i=1}^D$ 

```

variable is unlikely. If parents have a higher effect than non-parents on the L_1 distance and non-parents have a weak effect, the arg max procedure will most likely return only parents. When all prominent parents were found, or when there is not enough data for further inference, the algorithm stops. Once the set of assumed parents is available, we can build an estimated model and simulate any policy.

An important property of the G -SCOPE algorithm is that it does not necessarily find the actual parents. Instead, we settle on finding a subset of variables providing probably approximately correct transition probabilities. As a result, the number of considered parents scales with data available, a desired quality linking the model and sample complexity. Since we do not necessarily detect all parents, non-parents can have a non-zero influence on the target variable after all prominent parents have been detected. To avoid including these non-parents, the threshold to add a parent is C_2 plus some precision parameters. In practice, we use $C_2 = 0$ because including non-parents with an indirect influence on $\underline{Y}(i)$ may improve the quality of the model. However, in our analysis, we present Assumptions under which the true parents can be learned and explain C_2 .

Finally, G -SCOPE can be modified to encode and construct the conditional probability distributions using decision trees. A different decision tree is constructed for each action and variable in the next state. Tree based

models can produce more compact representations of the model than encoding the full conditional probability tables specified by $\hat{\Phi}_i$. While we analyze G -SCOPE as an algorithm that separates structure learning from estimating the conditional probability tables, for simplicity and clarity, in our experiments, we actually use a decision tree based algorithm. The modifications to the analysis for the tree based algorithm would add unnecessary complexity and distract from the key points of the analysis.

4. Analysis

By using a scalable but greedy approach to structure learning rather than a combinatorially exhaustive one, G -SCOPE can only learn arbitrarily well a subclass of models. In this section, we introduce three assumptions on the FMDP that describe this subclass, and then analyze the policy evaluation error for this subclass.

We divide Φ_i into non-overlapping “weak” (Φ_i^w) and “strong” (Φ_i^s) parents. These subsets will be defined formally later, but intuitively, parents in Φ_i^s have a large influence on $\underline{Y}(i)$ and are easy to detect while parents in Φ_i^w have a smaller influence that may be below the empirical noise threshold and hence not be detected. Our assumptions state that (1) “strong” parents are sufficiently better than non-parents to be detected by G -SCOPE before non-parents; (2) conditionally on “strong” parents, non-parent have too little influence on $\underline{Y}(i)$ to be accepted by G -SCOPE and (3) conditioning on some “weak” parents does not increase the influence of other “weak” parents. The first two assumptions are used to bound the probability that G -SCOPE adds non parents in $\hat{\Phi}_i$ or does not add some strong parents, the last one to bound the error caused by the potential non-detection of weak parents.

Assumption 1. Strong parent superiority. *For every $i \in [D]$, there exists a “strong” subset of parents $\Phi_i^s \subseteq \Phi_i$ such that $\forall \Psi \subset \Phi_i, \Phi_i^s \setminus \Psi \neq \emptyset, j \in D \setminus \Phi_i, (v, v(j), a) \in \Gamma^{|\Psi \cup \{j\}|} \times A$, there exists $k \in \Phi_i^s \setminus \Psi$, such that $\forall (v', v'(k), a') \in \Gamma^{|\Psi \cup \{k\}|} \times A$: for some $C_1 \geq 0$,*

$$\begin{aligned}
& \|\Pr(\underline{Y}(i)|\underline{X}(\Psi \cup \{k\}) = (v', v'(k)), a') \\
& \quad - \Pr(\underline{Y}(i)|\underline{X}(\Psi) = v', a')\|_1 \geq \\
& \|\Pr(\underline{Y}(i)|\underline{X}(\Psi \cup \{j\}) = (v, v(j), a) \\
& \quad - \Pr(\underline{Y}(i)|\underline{X}(\Psi) = v, a)\|_1 + C_1 .
\end{aligned} \tag{5}$$

Assumption 1 ensures that, in terms of influence on the conditional distribution of the target, G -SCOPE finds at least one “strong” parent variable k more attractive than any non-parent variable j as long as $\Phi_i^s \setminus \hat{\Phi}_i \neq \emptyset$. This prevents extreme cases where due to large correlation between parents and non-parents factors, large numbers of non-parents could be added before finding the actual parents, thus considerably increasing the sample complex-

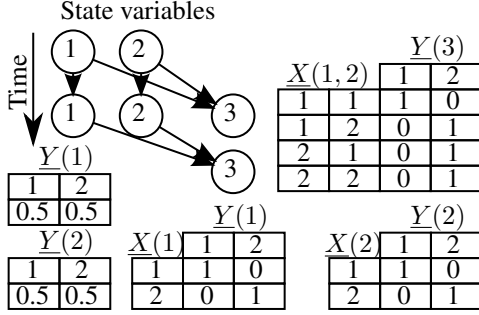


Figure 1. An FMDP that fails to satisfy Assumption 1. The factorization for a given action (not shown on the figure) is represented as a dynamic Bayesian network. States not relevant for the explanation are omitted. In the conditional transition probability tables, rows correspond to possible values of parent variables and columns to possible values of the variable. Cells at the intersection contain conditional probability values.

ity. C_1 quantifies how much more information a true parent will provide than non-parents. The larger C_1 the less likely G-SCOPE will add a non-parent in $\hat{\Phi}_i$.

Figure 1 illustrates a subset of the state variables and corresponding conditional transition probability distributions of an FMDP that, for the action implicitly considered, does not satisfy Assumption 1. In this setting, for $t \geq 3$ and considering $\Psi = \emptyset$, we have

$$\begin{aligned} \|\Pr(\underline{Y}(3)) - \Pr(\underline{Y}(3)|\underline{X}(3) = i)\|_1 &= 2 \quad \forall i \in \{1, 2\} \\ \|\Pr(\underline{Y}(3)) - \Pr(\underline{Y}(3)|\underline{X}(1) = j)\|_1 &= 1 \quad \forall j \in \{1, 2\}. \end{aligned}$$

G-SCOPE would add $\underline{X}(3)$, a non-parent, before any true parent of $\underline{Y}(3)$ in the estimated parent set. Note that in this particular case it does not matter, as $\underline{X}(3)$ perfectly determines $\underline{Y}(3)$. However, adding noise in the transition probabilities would make $\underline{X}(3)$ less accurate than $\underline{X}(1)$ and $\underline{X}(2)$ together.

Assumption 2. Non-parent conditional weakness. For every $i \in [D]$, Φ_i^s as in Assumption 1, $\forall \Psi : \Phi_i^s \subseteq \Psi \subseteq \Phi_i$, $j \in D \setminus \Phi_i$, $(v, v(j), a) \in \Gamma^{|\Psi \cup \{j\}|} \times A$: for some $C_2 \geq 0$,

$$\begin{aligned} \|\Pr(\underline{Y}(i)|\underline{X}(\Psi \cup \{j\}) = (v, v(j), a)) \\ - \Pr(\underline{Y}(i)|\underline{X}(\Psi) = v, a)\|_1 \leq C_2. \end{aligned} \quad (6)$$

Assumption 2 ensures that, after G-SCOPE has detected all strong parents, non-parents have low influence on the target variable and therefore G-SCOPE has a low probability to add them to $\hat{\Phi}_i$. If $\Phi_i^s = \Phi_i$, then $C_2 = 0$.

Assumption 3. Conditional diminishing returns. There exists $C_3 \geq 0$ such that for every $i \in [D]$, Φ_i^s as in Assumptions 1 and 2, $\Psi : \Phi_i^s \subseteq \Psi \subseteq \Phi_i$, $j, k \in \Phi_i \setminus \Psi$,

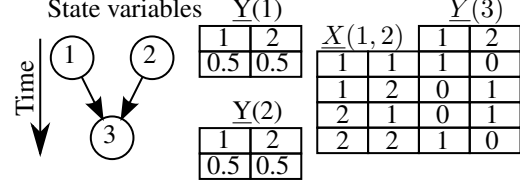


Figure 2. An FMDP that does not satisfy Assumption 3. See Figure 1 for an explanation of the representation.

$(v, v(j), v(k), a) \in \Gamma^{|\Psi|+2} \times A$, if

$$\begin{aligned} \|\Pr(\underline{Y}(i)|\underline{X}(\Psi \cup \{j\}) = (v, v(j)), a) \\ - \Pr(\underline{Y}(i)|\underline{X}(\Psi) = v, a)\|_1 \geq \\ \|\Pr(\underline{Y}(i)|\underline{X}(\Psi \cup \{k\}) = (v, v(k)), a) \\ - \Pr(\underline{Y}(i)|\underline{X}(\Psi) = v, a)\|_1, \end{aligned} \quad (7)$$

then:

$$\begin{aligned} \|\Pr(\underline{Y}(i)|\underline{X}(\Psi \cup \{j\}) = (v, v(j)), a) \\ - \Pr(\underline{Y}(i)|\underline{X}(\Psi) = v, a)\|_1 \geq \\ \|\Pr(\underline{Y}(i)|\underline{X}(\Psi \cup \{j, k\}) = (v, v(j), v(k)), a) \\ - \Pr(\underline{Y}(i)|\underline{X}(\Psi \cup \{j\}) = (v, v(j)), a)\|_1 + C_3. \end{aligned} \quad (8)$$

If conditioning on $\underline{X}(j)$ provides more knowledge on the output distribution than conditioning on another variable $\underline{X}(k)$, then it will also provide more knowledge than conditioning on $\underline{X}(k)$ given $\underline{X}(j)$. In simple words, Assumption 3 means that information inferred from variables is monotonic, so influential parents cannot go undetected. This assumption supports our greedy scheme, but there are trivial cases where it does not hold.

Consider the substructure represented in Figure 2:

$$\begin{aligned} \underbrace{\|\Pr(\underline{Y}(3)|\underline{X}(1) = i) - \Pr(\underline{Y}(3))\|_1}_{=0} \not\geq \\ \underbrace{\|\Pr(\underline{Y}(3)|\underline{X}(1, 2) = (i, j)) - \Pr(\underline{Y}(3)|\underline{X}(1) = i)\|_1}_{=1}. \end{aligned}$$

Even though $\underline{X}(1, 2)$ are together very informative about variable $\underline{Y}(3)$, any single one of them is not. In such a situation, useful variables cannot be detected by a greedy scheme. Assumption 3 prevents this problem.

These assumptions form the core hardness of the structure learning problem. From one side, there may be implicit dependencies between variables induced by the dynamics - making it hard to separate non-parents. From the other side, the conditional probabilities may belong to a family of XOR like function - initially hiding attractive true parents. Finally, while these assumptions are crucial for proper analysis, non-parent variables may

have a beneficial effect on the actual evaluation error as they still contain information on the true parents values, and subsequently information on the output variable.

Theorem 1. *Suppose Assumptions 1, 2 and 3 hold, and let $\frac{C_1}{4} > \epsilon + \frac{C_2}{4}$, $\epsilon > 0$, $\delta_1 > 0$, and $m = \max_{i \in [D]} |\Phi_i|$. Then there exists*

$$H(\epsilon, \delta_1) = O\left(\frac{\Gamma^2}{\delta_1 \epsilon^2} \ln\left(\frac{\Gamma}{\delta_1}\right)\right)$$

such that if G-SCOPE is given H trajectories, with probability at least $1 - 2AD(m+2)(D+1-m)\Gamma^{m+1}\delta_1$, G-SCOPE returns an evaluation of π satisfying:

$$|\nu - \tilde{\nu}| \leq T^2(\delta^* + \epsilon^* D) \quad (9)$$

where

$$\begin{aligned} \epsilon^* &= (4m+1)\epsilon + mC_2 + m^2C_3 \\ \delta^* &= A\Gamma^m \sum_{i=1}^D \psi_i \delta_1 \\ \psi_i &= \max_{(v,a) \in F_i} \frac{\sum_{t=1}^T \Pr(\underline{X}_t(\Phi_i) = v, a_t = a | \pi)}{\sum_{t=1}^T \Pr(\underline{X}_t(\Phi_i) = v, a_t = a | \pi_b)}. \end{aligned} \quad (10)$$

The proof of Theorem 1 is divided in 4 parts, detailed in the supplementary material. First, we derive a simulation lemma for MDPs stating that for the target policy two MDPs with similar transition probability distributions have proximate value functions. We then consider the *number of samples* needed to estimate the transition probabilities of various realization-action pairs. Samples within a trajectory may not be independent so we derive a bound based on Azuma’s inequality for martingales. Subsequently, we consider the *number of trajectories* needed to derive a model that evaluates the target policy accurately. If the behavior policy visits enough the parent realizations that the target policy is likely to visit, then the number of trajectories can be small. On the other hand, if the behavior never visits parent realizations that the target policy visits, then the number of trajectories may be infinite. This is captured by ψ_i . Finally, we bound the error due to greedy parent selection under Assumptions 1, 2 and 3.

The evaluation error bound depends on the horizon T , on the number of variables D , on the error bound ϵ^* on most transition probability values of the FMDP constructed by G-SCOPE and on the probability $T\delta^*$ that a trajectory will not visit a state with badly estimated probability values. The dependency of ϵ^* on m is the first advantage of the factorization. The constants C_1 , C_2 and C_3 , from Assumptions 1, 2 and 3, respectively, indicate the effect of the model “hardness” on the bound. When C_1 is large enough and $C_2 = C_3 = 0$, the true structure can be

learned greedily and the error can be driven arbitrarily close to 0. In other cases, G-SCOPE may learn the wrong structure resulting in some approximation error.

Next, observe the probability that the bounds in Theorem 1 hold. The multiplicative term $A\Gamma^m$ is unavoidable since for each parents realization and action pair the estimation error on the transition probability must be bounded. The main advantage of this theorem is the lack of a Γ^D multiplicative term, which means the effective state space decreased exponentially. The factor $m+2$ is due to the number of iterations of G-SCOPE where a parent is added, and $D-m+1$ is due to bounds on non-parents that must be valid for all these iterations.

In δ^* , the ψ_i values characterize the mismatch between the behavior policy and the target policy. If the behavior policy visits all of the parent-action realizations that the target policy visits with sufficiently high probability, then the ψ_i parameters will be small. But if the target policy visits parent-action realizations that are never visited by the behavior policy, then the ψ_i values may be infinite. The ψ_i values are similar to importance sampling weights used by some model-free off-policy algorithms. However, unlike model-free approaches that depend on the differences in the state visitation distributions of the behavior policy and the target policy, the ψ_i values depend on the differences in the parent realization visitation distributions between the behavior policy and the target policy. This is more flexible because the ψ_i values can be small even when the behavior policy and the target policy visit different regions of the state-space.

5. Experiments

We compared G-SCOPE to other off-policy evaluation algorithms in the Taxi domain (Dietterich, 1998), randomly generated FMDPs, and the Space Invaders domain (Bellemare et al., 2013). Since the domains compared in our experiments have different reward scales, we normalized the errors to compare $\frac{|\nu - \tilde{\nu}|}{|\nu|}$. In all experiments, the behavior policy differs from the target policy. Furthermore, evaluation error always refers to the target policy’s evaluation error, and all trajectory data is generated by the behavior policy.

We compare G-SCOPE to the following algorithms:

- Model-Free Monte-Carlo (MFMC, Fonteneau et al. 2010): a model-free off-policy evaluation algorithm that constructs artificial target policies by concatenating partial trajectories generated by the behavior policy,
- Clipped Importance Sampling (CIS, Bottou et al. 2013): a model-free importance sampling algorithm

that uses a heuristic approach to clip extremely large importance sampling ratios,

- **Flat** : a flat model-based approach that assumes no structure between any two state-action pairs and simply builds an empirical next state distribution for each state-action pair, and
- **Known Structure (KS)** : a model-based method that is given the true parents, but still needs to estimate the conditional probability tables from data generated by the behavior policy. KS should outperform G-SCOPE, because KS knows the structure. We introduce KS to differentiate the evaluation error due to insufficient samples from the evaluation error due to G-SCOPE selecting the wrong parent variables.

Our experimental results show that (1) model-based off-policy evaluation algorithms are more sample efficient than model-free methods, (2) exploiting structure can dramatically improve sample efficiency, and (3) G-SCOPE often provides a good evaluation of the target policy despite its greedy structure learning approach.

5.1. Taxi Domain

The objective in the Taxi domain (Dietterich, 1998) is for the agent to pickup a passenger from one location and to drop the passenger off at a destination. The state can be described by four variables. We selected the initial state according to a uniform random distribution and used a horizon $T = 200$. The behavior policy selected actions uniform randomly, while the target policy was derived by solving the Taxi domain with the R_{\max} algorithm (Brafman & Tenenholz, 2002). We discovered that the deterministic policy returned by R_{\max} was problematic for CIS, because the probability of almost all trajectories generated by the behavior policy were 0 with respect to the target policy. To resolve this problem, we modified the policy returned by R_{\max} to ensure that every action is selected in every state with probability at least $\varepsilon = 0.05$.

The Taxi domain is a useful benchmark because we know the true structure and the total number of states is only 500. Thus, we can compare G-SCOPE to KS and Flat.

Figure 3 presents the normalized evaluation error (on a log-scale) for MFMC, CIS, Flat, KS, and G-SCOPE over 2,000 trajectories generated by the behavior policy. Median and quantiles are estimated over 40 independent trials. For intermediate and large number of trajectories, G-SCOPE performs about the same as if the structure is given and achieves smaller error than the model-free algorithms (MFMC and CIS). Notice that MFMC, CIS, and Flat, which do not take advantage of the domains structure, require a large number of trajectories before they

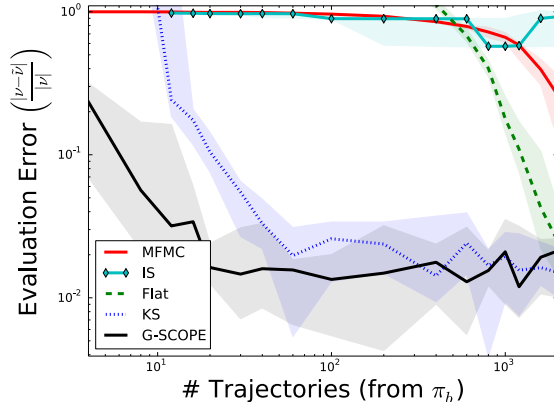


Figure 3. Taxi domain: Median evaluation error for the target policy (shaded region: 1st – 3rd quantiles) on log-scale for MFMC, CIS, Flat, KS, and G-SCOPE varying the number of trajectories generated by the behavior policy. Without exploiting structure MFMC and Flat require many trajectories to achieve small evaluation error. Yet, KS and G-SCOPE achieve small evaluation error with just a few trajectories. Because G-SCOPE adapts the complexity of the model to the samples available, it achieves smaller estimation error than even KS for extremely few trajectories.

achieve low evaluation error. Interestingly, the Flat (model-based) approach appears to be more sample efficient than MFMC, which is in line with observations that model-based RL is more efficient than model-free RL (Hester & Stone, 2009; Jong & Stone, 2007). KS and G-SCOPE, on the other hand, achieve low evaluation error after just a few trajectories and have similar performance, except for very few trajectories where G-SCOPE can adapt the model complexity to the number of samples and therefore achieves a lower evaluation error than the algorithm knowing the structure. This provides one example where greedy structure learning is effective.

5.2. Randomly Generated Factored Domains

To test G-SCOPE in a higher dimensional problem, where we still know the true structure, we randomly generated FMDPs with $D = 20$ dimensional states. The domain of each variable was $\Gamma = \{1, 2\}$. For each state variable the number of parents was uniformly selected from 1 to 4 and the parents were also chosen randomly. Afterwards, the conditional probability tables were filled in uniformly and normalized to ensure they specified proper probability distributions. The FMDP was given a sparse reward function that returned 1 if and only if the last bit in the state-vector was 1 and returned 0 otherwise. We used a horizon $T = 200$. The behavior policy selected actions uniform randomly, while the target policy was derived by running SARSA (Sutton & Barto, 1998) with linear value function approximation on the FMDP

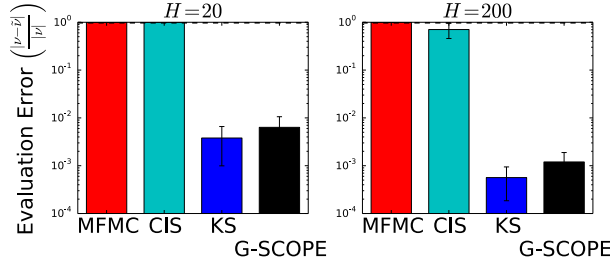


Figure 4. Random FMDP domain: Average evaluation error (± 1 std. deviation) on log-scale for MFMC, KS, and G-SCOPE (with $H = 20$ and 200 trajectories). G-SCOPE has slightly worse performance than Known Structure, but G-SCOPE achieves significantly lower evaluation error than MFMC.

for 5,000 episodes with a learning rate 0.1, discount factor 0.9, and epsilon-greedy parameter 0.05. After training SARSA, we extracted a stationary target policy. As in the Taxi domain, we modified the policy returned by SARSA to ensure that every action could be selected in every state with probability at least $\varepsilon = 0.05$.

For the randomly generated FMDPs, we could not construct a flat model because there are $2^{20} = 1,048,576$ states and the number of parameters in a flat model scales quadratically with the size of the state-space. However, we could still compare MFMC, CIS, KS, and G-SCOPE.

Figure 4 presents the normalized evaluation error (on a log-scale) for MFMC, CIS, KS, and G-SCOPE given $H = 20$ and $H = 200$ trajectories from the behavior policy. Average and standard deviations are estimated over 10 independent trials. MFMC fails because in this high-dimensional task there is not enough data to construct artificial trajectories for the target policy. CIS fairs only slightly better than MFMC, because it uses all of the trajectory data. Unfortunately, most of the trajectories generated by the behavior policy are not probable under the target policy and its evaluation of the target policy is pessimistic. G-SCOPE has slightly worse performance than KS, but G-SCOPE achieves significantly lower evaluation error than MFMC and CIS.

5.3. Space Invaders

In the Space Invaders (SI) domain using the Arcade Learning Environment (Bellemare et al., 2013), not only do we not know the parent structure, we also cannot verify that the factored dynamics assumption even holds (2). Thus, SI presents a challenging benchmark for off-policy evaluation. We used the 1024-bit RAM as the state vector. We set the horizon $T = 1000$ so that the behavior policy would experience a diverse set of states.

As in the previous experiment, the behavior policy se-

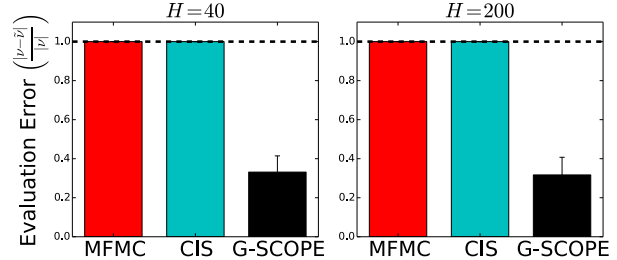


Figure 5. Space Invaders domain: Average evaluation error (± 1 std. deviation) for MFMC, CIS, and G-SCOPE (with $H = 40$ and 200 trajectories). G-SCOPE achieves significantly lower evaluation error than MFMC and CIS.

lected actions uniformly at random, while the target policy was derived by running SARSA (Sutton & Barto, 1998) with linear value function approximation on the FMDP with a learning rate 0.1, discount factor 0.9, and epsilon-greedy parameter 0.05. We only trained SARSA for 500 episodes, because of the time required to sample an episode. After training, we extracted a stationary target policy, which ensured all actions could be selected in all states with probability at least $\varepsilon = 0.05$.

Figure 5 shows the normalized evaluation error for MFMC, CIS, and G-SCOPE given $H = 40$ and $H = 200$ trajectories from the behavior policy. Averages and standard deviations are estimated over 5 independent trials. Again, the evaluation error of G-SCOPE is much smaller than MFMC and CIS. In fact, MFMC and CIS perform no better than a strategy that always predicts the target policy’s value is 0. The poor performance of MFMC is due to the impossibility to construct artificial trajectories from samples in such a high dimensional space.

6. Discussion

We presented a finite sample analysis of G-SCOPE that shows how samples can be related to the evaluation error. When $m \ll D$, the sample complexity scales logarithmically with number of states, where $m = \arg \max_{i \in [D]} |\Phi_i|$.

Our experiments show that (1) model-based off-policy evaluation algorithms are more sample efficient than model-free methods, (2) exploiting structure can dramatically improve sample efficiency, and (3) G-SCOPE often provides a good evaluation of the target policy despite using a greedy structure learning approach. Thus, G-SCOPE provides a practical solution for evaluating new policies. Our empirical evaluation on large and small FMDPs shows our approach outperforms existing methods, which only exploit trajectories.

We analyzed G-SCOPE under three assumptions restrict-

ing the class of FMDPs that can be considered. These three assumptions imply that (1) including weak parent will not make any other weak parent (significantly) more informative than it was before, (2) strong parents are more relevant than non-parents, and (3) conditioned on the strong parents non-parents are non-informative. We believe that many real-world problems approximately satisfy these assumptions. If the problem under consideration does not satisfy them, then learning algorithms of combinatorial computational complexity in the number of state variables must be considered to correctly identify the true parents (Chakraborty & Stone, 2011).

To the best of our knowledge, this is the first model-based algorithm and analysis for off-policy evaluation in FMDPs. Moreover, G-SCOPE is a tractable algorithm for learning the structure of an FMDP even if no prior knowledge is given about the order in which variables should be considered. That being said, we hope that showing the effectiveness of structure learning for off-policy evaluation will encourage the adaptation of existing algorithms for learning the structure of FMDPs and more generally dynamic Bayesian networks for off-policy evaluation.

References

- Bellemare, M. G., Naddaf, Y., Veness, J., and Bowling, M. The arcade learning environment: An evaluation platform for general agents. *Journal of Artificial Intelligence Research*, 47:253–279, 06 2013.
- Bottou, L., Peters, J., Quiñero Candela, J., Charles, D. X., Chickering, D. M., Portugaly, E., Ray, D., Simard, P., and Snelson, E. Counterfactual reasoning and learning systems: The example of computational advertising. *Journal of Machine Learning Research*, 14(1):3207–3260, 2013.
- Brafman, R. I. and Tenenbholz, M. R-MAX - a general polynomial time algorithm for near-optimal reinforcement learning. *Journal of Machine Learning Research*, 3:213–231, 2002.
- Chakraborty, D. and Stone, P. Structure learning in ergodic factored mdps without knowledge of the transition function’s in-degree. In *Proceedings of the 28th International Conference on Machine Learning (ICML-11)*, pp. 737–744, 2011.
- Degrís, T., Sigaud, O., and Wuillemin, P.-H. Learning the structure of factored Markov decision processes in reinforcement learning problems. In *Proceedings of the 23rd international conference on Machine learning*, pp. 257–264. ACM, 2006.
- Dietterich, T. G. The MAXQ method for hierarchical reinforcement learning. In *Proceedings of the 15th International Conference on Machine Learning*, pp. 118–126, 1998.
- Diuk, C., Li, L., and Leffler, B. R. The adaptive k-meteorologists problem and its application to structure learning and feature selection in reinforcement learning. In *Proceedings of the 26th International Conference on Machine Learning*, pp. 249–256. ACM, 2009.
- Fonteneau, R., Murphy, S., Wehenkel, L., and Ernst, D. Model-free monte carlo-like policy evaluation. In *Proceedings of the Thirteenth International Conference on Artificial Intelligence and Statistics (AISTATS 2010), JMLR W&CP*, volume 9, pp. 217–224, 2010.
- Friedman, N., Murphy, K., and Russell, S. Learning the structure of dynamic probabilistic networks. In *Proceedings of the Fourteenth conference on Uncertainty in artificial intelligence*, pp. 139–147. Morgan Kaufmann Publishers Inc., 1998.
- Guestrin, C., Patrascu, R., and Schuurmans, D. Algorithm-directed exploration for model-based reinforcement learning in factored mdps. In *Proceedings of the 19th International Conference on Machine Learning*, pp. 235–242, 2002.
- Guestrin, C., Koller, D., Parr, R., and Venkataraman, S. Efficient solution algorithms for factored mdps. *J. Artif. Intell. Res.(JAIR)*, 19:399–468, 2003.
- Hester, T. and Stone, P. Generalized model learning for reinforcement learning in factored domains. In *The Eighth International Conference on Autonomous Agents and Multiagent Systems (AAMAS)*, May 2009.
- Jong, N. K. and Stone, P. Model-based function approximation in reinforcement learning. In *Proceedings of the 6th international joint conference on Autonomous agents and multiagent systems*, pp. 95:1–95:8, 2007.
- Kearns, M. and Koller, D. Efficient reinforcement learning in factored mdps. In *IJCAI*, volume 16, pp. 740–747, 1999.
- Kearns, M. and Singh, S. Near-optimal reinforcement learning in polynomial time. *Machine Learning*, 49(2):209–232, 2002.
- Li, L., Munos, R., and Szepesvari, C. On Minimax Optimal Offline Policy Evaluation. *ArXiv e-prints*, September 2014.
- Precup, D. Eligibility traces for off-policy policy evaluation. *Computer Science Department Faculty Publication Series*, pp. 80, 2000.

- Puterman, M. L. *Markov decision processes: discrete stochastic dynamic programming*, volume 414. John Wiley & Sons, 2009.
- Richardson, M., Dominowska, E., and Ragno, R. Predicting clicks: estimating the click-through rate for new ads. In *Proceedings of the 16th international conference on World Wide Web*, pp. 521–530. ACM, 2007.
- Strehl, A. L., Diuk, C., and Littman, M. L. Efficient structure learning in factored-state MDPs. In *Proceedings of the Twenty-Second Conference on Artificial Intelligence (AAAI-07)*, volume 7, pp. 645–650, 2007.
- Sutton, R. and Barto, A. *Reinforcement Learning: An Introduction*. MIT Press, 1998.
- Thomas, P. S., Theodorou, G., and Ghavamzadeh, M. High confidence off-policy evaluation. In *Proceedings of the Twenty-Ninth Conference on Artificial Intelligence*, 2015.
- Trabelsi, G., Leray, P., Ben Ayed, M., and Alimi, A. Dynamic MMHC: A local search algorithm for dynamic Bayesian network structure learning. In *Advances in Intelligent Data Analysis XII*, volume 8207 of *Lecture Notes in Computer Science*, pp. 392–403. Springer Berlin Heidelberg, 2013.

A. List of Notations

Notation	Meaning
A	Action space
T	Time horizon
t	Time index $t = 0..T$
H	Number of trajectories in batch data
D	Number of factors in each state
$[D]$	The set $1, 2, \dots, D$.
Γ	Domain of each factor in a state and (dual notation) the number of possible values for the factor
M	Markov Decision Process
ρ	Distribution of first state in MDP
\underline{X}	Input variable (represents previous state)
\underline{Y}	Output variable (represents next state)
$\underline{Y}(i)$	The i 'th variable in the output.
Ψ	A subset of indices
$\underline{X}(\Psi)$	The corresponding subset of variables to Ψ
Φ_i	Indices of the parents for variable i
m	$\max_i \Phi_i $
F_i	$\Gamma^{ \Phi_i } \times A$, the set of all realization-action pairs for the parents of node i
$\hat{\Phi}_i$	Indices found by G-SCOPE for variable i
$n(instance)$	Number of observations in the data fitting the instance
Θ_i	The set of realization-action pairs observed more than $N(\epsilon, \delta)$ for each $\hat{\Phi}_i$
ψ_i	A value signifying policies mismatch (bigger means higher mismatch)

B. Proof of Main Theorem & Supporting Lemmas

The proof of Theorem 1 is broken down into parts.

B.1. The Simulation Lemma

In this subsection, we derive a simulation lemma for MDPs, which essentially says that for a fixed policy two MDPs with similar transition probability distributions will result in similar value functions. Our simulation lemma differs from other simulation lemmas (e.g., Kearns & Singh 2002; Kakade 2003) in that we only need the guarantee to hold for the target policy. To formalize what we mean by ‘‘similar’’ MDPs, we introduce the following assumption.

Definition 3. Let $M = \langle S, A, P, R, \rho \rangle$ be an MDP and $K \subseteq S \times A$. M and K define an **induced MDP** $M_K = \langle S, A, P_K, R_K, \rho \rangle$, where

$$P_K(\underline{Y}|\underline{X}, a) = \begin{cases} P(\underline{Y}|\underline{X}, a) & \text{if } (\underline{X}, a) \in K \\ 1 & \text{if } (\underline{X}, a) \notin K \wedge \underline{Y} = \underline{X} \\ 0 & \text{otherwise} \end{cases}$$

and

$$R_K(\underline{X}, a) = \begin{cases} R(\underline{X}, a) & \text{if } (\underline{X}, a) \in K \\ 0 & \text{otherwise} \end{cases} .$$

Definition 4. Let $\epsilon > 0$, $M = \langle S, A, P, R, \rho \rangle$ be an MDP, and $K \subseteq S \times A$. An ϵ -**induced MDP** $\widehat{M} = \langle S, A, \widehat{P}, \widehat{R}, \rho \rangle$ with respect to M and K , satisfies

$$\begin{aligned} & \forall (\underline{X}, a) \in K \|P(\cdot|\underline{X}, a) - \widehat{P}(\cdot|\underline{X}, a)\|_1 \leq \epsilon , \\ & \forall (\underline{X}, a) \notin K \forall \underline{Y} \in S \widehat{P}(\underline{Y}|\underline{X}, a) = P_K(\underline{Y}|\underline{X}, a) , \text{ and} \\ & \forall (\underline{X}, a) \in S \times A \widehat{R}(\underline{X}, a) = R_K(\underline{X}, a) . \end{aligned}$$

Assumption 4. $A4(\epsilon, \delta, \pi)$: Let $\epsilon > 0$, $\delta \in (0, 1]$, π be a policy, and $M = \langle S, A, P, R, \rho \rangle$. There exists an ϵ -induced MDP \widehat{M} with respect to M and the subset of the state-action space $K \subseteq S \times A$, such that the probability of

encountering a state-action pair that is not in K while following π in M is small:

$$\Pr [\exists_{t \in [T]} (\underline{X}_t, a_t) \notin K \mid M, \pi] \leq \delta . \quad (11)$$

Lemma 1. (Simulation Lemma) Suppose Assumption 4 holds with $A4(\epsilon, \delta, \pi)$, then

$$|\tilde{\nu} - \nu| \leq \delta T + \epsilon T^2 , \quad (12)$$

where $\tilde{\nu} = \rho^\top V_{\widehat{M}}^\pi$ and $\nu = \rho^\top V_M^\pi$.

Proof.

$$\begin{aligned} |\nu - \tilde{\nu}| &= |\rho^\top V_M^\pi - \rho^\top V_{\widehat{M}}^\pi| \\ &= |\rho^\top V_M^\pi - (\rho^\top V_{M_K}^\pi - \rho^\top V_{M_K}^\pi) - \rho^\top V_{\widehat{M}}^\pi| && \text{Insert } 0 = (\rho^\top V_{M_K}^\pi - \rho^\top V_{M_K}^\pi) \\ &\leq |\rho^\top V_M^\pi - \rho^\top V_{M_K}^\pi| + |\rho^\top V_{M_K}^\pi - \rho^\top V_{\widehat{M}}^\pi| && \text{By the triangle inequality.} \\ &\leq \delta T + |\rho^\top V_{M_K}^\pi - \rho^\top V_{\widehat{M}}^\pi| && \text{By (11).} \end{aligned}$$

We represent by $P_{M_K}^\pi, P_{\widehat{M}}^\pi \in \mathbb{R}^{S \times S}$ and $R \in \mathbb{R}^S$ the transition matrices and rewards induced by the policy π . For any matrix A , we denote by $\|A\|_p$ the p -induced matrix norm $\|\cdot\|$. Notice that:

$$\begin{aligned} \|P_{M_K}^\pi - P_{\widehat{M}}^\pi\|_\infty &= \max_{1 \leq i \leq S} \sum_{j=1}^n \left| P_{M_K}^\pi(s_j | s_i, \pi) - P_{\widehat{M}}^\pi(s_j | s_i, \pi) \right| && \text{Norm definition} \\ &= \max_{1 \leq i \leq S} \sum_{j=1}^n \left| \sum_a \pi(a | s_i) (P_{M_K}(s_j | s_i, a) - P_{\widehat{M}}(s_j | s_i, a)) \right| && \text{Policy decomposition} \\ &\leq \max_{1 \leq i \leq S} \sum_a \pi(a | s_i) \sum_{j=1}^n |P_{M_K}(s_j | s_i, a) - P_{\widehat{M}}(s_j | s_i, a)| && \text{Triangle inequality} \\ &\leq \max_{1 \leq i \leq S} \sum_a \pi(a | s_i) \epsilon = \epsilon && \text{By Definition 4} \end{aligned}$$

In addition, we use the following result (page 254 in [Bhatia 1997](#)): For any two matrices X, Y and induced norm:

$$\|X^m - Y^m\| \leq m M^{m-1} \|X - Y\| , \quad (13)$$

where $M = \max(\|X\|, \|Y\|)$. Since $P_{M_K}^\pi, P_{\widehat{M}}^\pi$ are stochastic, this inequality holds for the ∞ -induced norm with $M = 1$. Now:

$$\begin{aligned} |\rho^\top V_{M_K}^\pi - \rho^\top V_{\widehat{M}}^\pi| &= \left| \rho^\top \sum_{t=0}^T (P_{M_K}^\pi)^t R - \rho^\top \sum_{t=0}^T (P_{\widehat{M}}^\pi)^t R \right| && \text{Sum of rewards over steps} \\ &= \left| \rho^\top \left(\sum_{t=0}^T (P_{M_K}^\pi)^t - \sum_{t=0}^T (P_{\widehat{M}}^\pi)^t \right) R \right| \\ &\leq \|\rho\|_1 \left\| \sum_{t=0}^T (P_{M_K}^\pi)^t - \sum_{t=0}^T (P_{\widehat{M}}^\pi)^t \right\|_\infty \|R\|_\infty && \text{Hölder inequality and submultiplicative norm} \\ &\leq \sum_{t=0}^T \left\| (P_{M_K}^\pi)^t - (P_{\widehat{M}}^\pi)^t \right\|_\infty && \text{Triangle inequality and bounded reward} \\ &\leq \left\| P_{M_K}^\pi - P_{\widehat{M}}^\pi \right\|_\infty \sum_{t=0}^T t && \text{Equation 13 for each summand with } m = t \\ &\leq \epsilon T^2 && \text{Definition 4 as seen above} \end{aligned}$$

Therefore, we can combine the results to obtain:

$$|\nu - \hat{\nu}| \leq \delta T + \epsilon T^2 \quad (14)$$

□

B.2. Bounding the L_1 -error in Estimates of the Transition Probabilities

In this subsection, we consider the number of samples needed to estimate the transition probabilities of various realization-action pairs. The samples we receive are from a trajectory. Each trajectory is independent. Unfortunately, samples observed at timestep t may depend on samples observed at previous timesteps. So the samples within a trajectory may not be independent. Therefore, we cannot apply the Weissman inequality (Weissman et al., 2003), which requires the samples to be independent and identically distributed. Instead, we derive a bound based on a martingale argument.

Definition 5. A sequence of random variables X_0, X_1, \dots is a **martingale** provided that for all $i \geq 0$, we have

$$\mathbb{E}[|X_i|] < \infty, \text{ and} \quad (15)$$

$$\mathbb{E}[X_{i+1} \mid X_0, X_1, X_2, \dots, X_i] = X_i. \quad (16)$$

Theorem 2. (Azuma's inequality) Let $\epsilon > 0$ and X_1, X_2, \dots be a martingale such that $|X_{i+1} - X_i| < b_i$ for $i \geq 1$, then for all $m \geq 1$

$$\Pr[|X_m - X_1| \geq \epsilon] \leq 2 \exp\left(\frac{-\epsilon^2}{2 \sum_{i=1}^m b_i}\right). \quad (17)$$

Definition 6. Let X_1, X_2, \dots, X_m be any set of random variables with support in Γ and $f : \Gamma^m \rightarrow \mathbb{R}$ is a function. A **Doob martingale** is the sequence

$$B_0 = \mathbb{E}_{X_1, X_2, \dots, X_m} [f(X_1, X_2, \dots, X_m)], \text{ and}$$

$$B_i = \mathbb{E}_{X_{i+1}, X_{i+2}, \dots, X_m} [f(X_1, X_2, \dots, X_m) \mid X_1, X_2, \dots, X_i], \text{ for } i = 1, 2, \dots, m.$$

Lemma 2. Let $\epsilon > 0$, Γ be a finite set, $\vec{X} = \langle X_1, X_2, \dots, X_m \rangle$ be a collection of $m \geq 1$ random variables with support in Γ generated by an unknown process, and $f_x(\vec{X}) = \frac{1}{m} \sum_{i=1}^m \mathbb{I}\{X_i = x\}$ for all $x \in \Gamma$. We denote by $\mu(x) = \mathbb{E}[f_x(\vec{X})]$ for all $x \in \Gamma$. Then

$$\Pr\left[|f_x(\vec{X}) - \mu(x)| \geq \epsilon\right] \leq 2 \exp\left(\frac{-\epsilon^2 m}{2}\right), \quad (18)$$

for all $x \in \Gamma$ and

$$\Pr\left[\|\hat{\mu} - \mu\|_1 \geq \epsilon\right] \leq 2|\Gamma| \exp\left(\frac{-\epsilon^2 m}{2|\Gamma|^2}\right), \quad (19)$$

where $\hat{\mu}(x) = f_x(\vec{X})$.

Proof. First, notice that \vec{X} and $m \cdot f_x(\cdot)$ define a Doob martingale such that $|B_{i+1} - B_i| \leq 1$ for $i = 1, 2, \dots, m$. By applying Azuma's inequality, we obtain

$$\Pr[|B_m - B_0| \geq m\epsilon] \leq 2 \exp\left(\frac{-(\epsilon m)^2}{2 \sum_{i=1}^m 1}\right),$$

$$\Pr\left[|f_x(\vec{X}) - \mu(x)| \geq \epsilon\right] \leq 2 \exp\left(\frac{-\epsilon^2 m}{2}\right),$$

which proves (18).

Now the union bound gives

$$\Pr \left[\|\hat{\mu} - \mu\| \geq \sum_{x \in \Gamma} \frac{\varepsilon}{|\Gamma|} \right] \leq \sum_{x \in \Gamma} 2 \exp \left(\frac{-\varepsilon^2 m}{2|\Gamma|^2} \right) ,$$

which proves (19). \square

Lemma 3. *Let $\varepsilon, \delta > 0$, and $\Psi \subseteq [D]$, if there are*

$$N \geq \frac{2\Gamma^2}{\varepsilon^2} \log \frac{2\Gamma}{\delta}$$

samples of the realization-action pair (v, a) obtained from independent trajectories of π_b , then

$$\| \Pr(Y(i)|X(\Psi) = v, a) - \widehat{\Pr}(Y(i)|X(\Psi) = v, a) \|_1 \leq \varepsilon , \quad (20)$$

with probability at least $1 - \delta$.

Proof. Since the samples are taken from the behavior distribution, $\widehat{\Pr}(Y(i) = y|X(\Psi) = v, a) = \frac{n(y, v, a)}{n(v, a)} = \frac{1}{n(v, a)} \sum_{k=1}^N \mathbb{I}\{Y_k(i) = y, X_k(\Psi) = v, a_k = a\}$. By Lemma 2:

$$\Pr(\| \Pr(Y(i)|X(\Psi) = v, a) - \widehat{\Pr}(Y(i)|X(\Psi) = v, a) \|_1 \geq \varepsilon) \leq 2|\Gamma| \exp \left(\frac{-N\varepsilon^2}{2|\Gamma|^2} \right) \quad (21)$$

Setting $\delta = 2|\Gamma| \exp(\frac{-N\varepsilon^2}{2|\Gamma|^2})$ we obtain $N = \frac{2|\Gamma|^2}{\varepsilon^2} \log \left(\frac{2|\Gamma|}{\delta} \right)$. \square

B.3. Bounding the Number of Trajectories

In this subsection, we derive a bound on the number of trajectories needed to derive a model that evaluates the target policy accurately. Notice that the learned model does not need to be accurate everywhere – only the regions of the state space where the target policy is likely to visit (and in a FMDP only the parent realizations that the target policy is likely to visit). Our analysis takes advantage of this. When the behavior policy visits the parent realizations that the target policy is likely to visit, then the number of trajectories can be small. On the other hand, if the behavior policy never visits parent realizations that the target policy visits, then the number of trajectories may be infinite.

We will make use of the following Proposition proved in Li (2009).

Proposition 1. (Li, 2009, Lemma 56) *Let $k \in \mathbb{N}$, $\mu, \delta \geq (0, 1)$, B_1, B_2, \dots, B_m be a sequence of m independent Bernoulli random variables such that $\mathbb{E}[B_i] \geq \mu$ for $i = 1, 2, \dots, m$, and*

$$m \geq \frac{2}{\mu} \left(k + \ln \frac{1}{\delta} \right) , \quad (22)$$

then

$$\Pr \left[\sum_{i=1}^m B_i \geq k \right] \geq 1 - \delta . \quad (23)$$

Proposition 1 tells us the number of experiments we need to perform on a Bernoulli distribution to observe at least k successes with high probability. The following corollary modifies the statement of Proposition 1 to tell us the number of experiments we need to perform to see a high probability set of outcomes from a categorical distribution at least k times with high probability.

Corollary 1. (to Proposition 1) *Let $\delta \in (0, 1]$, $k \geq 1$, Γ be a finite set, $\rho \in \mathcal{M}(\Gamma)$ be a probability distribution with outcomes from Γ , and X_1, X_2, \dots, X_m be independent random variables sampled from ρ . Let*

$S_m^k = \{x \in \Gamma \mid \sum_{i=1}^m \mathbb{I}\{X_i = x\} \geq k\}$ be the set of elements encountered k or more times and $\bar{S}_m^k = \Gamma \setminus S_m^k$ be its complement. If

$$m \geq \frac{2|\Gamma|}{\delta} \left(k + \ln \frac{|\Gamma|}{\delta} \right), \quad (24)$$

then, with probability at least $1 - \delta$,

$$\Pr_{x \sim \rho} [x \in \bar{S}_m^k] < \delta, \quad (25)$$

the set of outcomes visited less than k times has total probability mass less than δ .

Proof. Consider an infinite sequence of random variables X_1, X_2, \dots distributed according to ρ . Denote by $j[1] < j[2] < \dots < j[k]$ the indices resulting in the event that $X_i \in S_i^k$ and $X_i \notin S_{i-1}^k$. Notice that we let an index $j[l]$ be infinite in the case that the event never occurs. However, Γ only contains $|\Gamma|$ elements, so an element can be added to S^k at most $|\Gamma|$ times. Notice that $S_{j[l]}^k = S_{j[l]+1}^k = \dots = S_{j[l+1]-1}^k$ for $l = 1, 2, \dots, |\Gamma| - 1$. We construct Bernoulli random variables

$$B_i = \begin{cases} 1 & \text{if } X_i \notin S_{i-1}^k \\ 0 & \text{otherwise} \end{cases} \quad (26)$$

for $i \geq 1$. So $B_{j[l]+1}, B_{j[l]+2}, \dots, B_{j[l+1]}$ are independent, identically distributed Bernoulli random variables for $l = 1, 2, \dots, |\Gamma| - 1$ (but $B_{j[l]}$ and $B_{j[l+1]}$ are not independent). Suppose that $\Pr[B_{j[l]} = 1] \geq \delta$ for some $l \in \{1, 2, 3, \dots, |\Gamma|\}$ (this is at least true for $\Pr[B_{j[1]} = 1] = 1 \geq \delta$), then by Proposition 1, (with $\mu \leftarrow \delta, \delta \leftarrow \frac{\delta}{|\Gamma|}$)

$$j[l+1] - (j[l] + 1) \leq \frac{2}{\delta} \left(k + \ln \frac{|\Gamma|}{\delta} \right),$$

with probability at least $1 - \frac{\delta}{|\Gamma|}$. Since there are only $|\Gamma|$ elements in Γ , this can only happen at most $|\Gamma|$ times. Thus, by the union bound, after $m \geq \frac{2|\Gamma|}{\delta} \left(k + \ln \frac{|\Gamma|}{\delta} \right)$ samples, either all $|\Gamma|$ outcomes have been observed or $\Pr[B_m = 1] < \delta$, with probability at least $1 - |\Gamma| \frac{\delta}{|\Gamma|} = 1 - \delta$. If we have observed all $|\Gamma|$ elements then (25) holds trivially. On the other hand if $\Pr[B_m = 1] < \delta$, then

$$\begin{aligned} \delta &> \Pr_{x \sim \rho} [x \notin S_{m-1}^k], && \text{By the definition of } B_m \text{ (26).} \\ &\geq \Pr_{x \sim \rho} [x \notin S_m^k], && \text{The probability of a success} \\ & && \text{decreases because } S_{m-1}^k \subseteq S_m^k. \\ &= \Pr_{x \sim \rho} [x \in \bar{S}_m^k]. \end{aligned}$$

□

Proposition 2. Let $\delta \in (0, 1]$, $k \geq 1$, Γ be a finite set, $\rho, \mu \in \mathcal{M}(\Gamma)$ be probability distributions with outcomes from Γ , and X_1, X_2, \dots, X_n be independent random variables sampled from ρ . Let $S_n^k = \{x \in \Gamma \mid \sum_{i=1}^n \mathbb{I}\{X_i = x\} \geq k\}$ be the set of elements encountered k or more times and $\bar{S}_n^k = \Gamma \setminus S_n^k$ be its complement. If

$$n \geq \frac{2|\Gamma|}{\delta} \left(k + \ln \frac{|\Gamma|}{\delta} \right), \quad (27)$$

then, with probability at least $1 - \delta$,

$$\Pr_{x \sim \mu} [x \in \bar{S}_n^k] < \psi \delta,$$

where $\psi = \max_{x \in \Gamma} \frac{\mu(x)}{\rho(x)}$ (taking $\frac{0}{0} = 0$).

Proof. We want to show $\Pr_{x \sim \mu} [x \in \bar{S}_n^k] < \psi \delta$. By applying Corollary 1, we have that $\Pr_{x \sim \rho} [x \in \bar{S}_n^k] < \delta$ with probability at least $1 - \delta$. It suffices to show that $\Pr_{x \sim \mu} [x \in \bar{S}_n^k] \leq \psi \Pr_{x \sim \rho} [x \in \bar{S}_n^k] \leq \psi \delta$.

$$\begin{aligned}
\Pr_{x \sim \mu} [x \in \bar{S}_n^k] &= \sum_{x \in \bar{S}_n^k} \mu(x) \\
&= \sum_{x \in \bar{S}_n^k} \mu(x) \frac{\rho(x)}{\rho(x)} \\
&= \sum_{x \in \bar{S}_n^k} \rho(x) \frac{\mu(x)}{\rho(x)} \\
&\leq \left(\max_{y \in \Gamma} \frac{\mu(y)}{\rho(y)} \right) \sum_{x \in \bar{S}_n^k} \rho(x) \\
&= \psi \Pr_{x \sim \rho} [x \notin S_n] .
\end{aligned}$$

□

For completeness we introduce the following proposition that is used to prove our lemma.

Proposition 3. (Osband & Van Roy, 2014) Let $\underline{Y}(i)$ be a set of variables indexed by $i \in [D]$, v_i a realization of $\underline{Y}(i)$, $v = (v_1, \dots, v_D)$ and \Pr_1, \Pr_2 be two factorized probability distributions over \underline{Y} :

$$\Pr_j(\underline{Y}) = \prod_{i=1}^D \Pr_j(\underline{Y}(i)) \quad j = 1, 2 . \quad (28)$$

Then

$$\|\Pr_1(\underline{Y} = v) - \Pr_2(\underline{Y} = v)\|_1 \leq \sum_{i=1}^D \|\Pr_1(\underline{Y}(i) = v_i) - \Pr_2(\underline{Y}(i) = v_i)\|_1 . \quad (29)$$

Lemma 4. Let $\epsilon, \delta > 0$. If the number of trajectories

$$H \geq \frac{4AD\Gamma^m}{\delta} \left(\frac{2\Gamma^2}{\epsilon^2} \ln \left(\frac{4AD\Gamma^{m+1}}{\delta} \right) + \ln \left(\frac{2AD\Gamma^m}{\delta} \right) \right) ,$$

then, with probability at least $1 - \delta$, there is a subset of state-action pairs

$$K = \left\{ (\underline{X}, a) \in S \times A \mid \|\Pr(\underline{Y}|\underline{X}, a) - \widehat{\Pr}(\underline{Y}|\underline{X}, a)\|_1 \leq D\epsilon \right\} ,$$

such that:

$$\Pr [\exists_{t \in [T]} (\underline{X}_t, a_t) \notin K \mid M, \pi] < \frac{T \sum_{i=1}^D \psi_i \delta}{2D} \quad (30)$$

where $\psi_i = \max_{(v, a) \in F_i} \frac{\sum_{t=1}^T \Pr(X_t(\Phi_i) = v, a_t = a | \pi)}{\sum_{t=1}^T \Pr(X_t(\Phi_i) = v, a_t = a | \pi_b)}$.

Proof. For every $i \in [D]$, we define the random variable \underline{W} :

For a given trajectory sample a time t uniformly and set $\underline{W} = (X_t(\Phi_i), a_t)$.

Notice that \underline{W} is distributed according to the distribution induced by the behavior policy π_b and that \underline{W} receives one of $A\Gamma^{|\Phi_i|}$ values. We denote the distribution of \underline{W} by ρ and over the target policy by μ . Setting $k = \frac{2\Gamma^2}{\epsilon^2} \ln \left(\frac{2\Gamma}{\delta_1} \right)$ and using Proposition 2 we obtain that having:

$$H \geq \frac{2A\Gamma^{|\Phi_i|}}{\delta_2} \left(\frac{2\Gamma^2}{\epsilon^2} \ln \left(\frac{2\Gamma}{\delta_1} \right) + \ln \frac{A\Gamma^{|\Phi_i|}}{\delta_2} \right) , \quad (31)$$

samples from ρ , with probability at least $1 - \delta_2$,

$$\Pr_{(v,a) \sim \mu} \left[(v,a) : n(v,a) \leq \frac{2\Gamma^2}{\epsilon^2} \ln \left(\frac{2|\Gamma|}{\delta_1} \right) \right] < \psi_i \delta_2 ,$$

where $\psi_i = \max_{(v,a) \in F_i} \frac{\mu(v,a)}{\rho(v,a)} = \frac{\sum_{t=1}^T \Pr(X_t(\Phi_i)=v, a_t=a | \pi)}{\sum_{t=1}^T \Pr(X_t(\Phi_i)=v, a_t=a | \pi_b)}$ (taking $\frac{0}{0} = 0$).

By Lemma 3 and given our choice for $k \equiv N(\epsilon, \delta_1)$, if we have observed $N(\epsilon, \delta_1)$ samples from $\Pr(\underline{Y}(i) | \underline{X}(\Phi_i) = v, a)$, then our estimate $\widehat{\Pr}$ satisfies

$$\left\| \Pr(\underline{Y}(i) | (\underline{X}(\Phi_i) = v, a)) - \widehat{\Pr}(\underline{Y}(i) | (\underline{X}(\Phi_i) = v, a)) \right\|_1 \leq \epsilon ,$$

with probability at least $1 - \delta_1$. Now denote by

$$K_i = \left\{ (v, a) \in F_i \mid \left\| \Pr(\underline{Y}(i) | (\underline{X}(\Phi_i) = v, a)) - \widehat{\Pr}(\underline{Y}(i) | (\underline{X}(\Phi_i) = v, a)) \right\|_1 \leq \epsilon \right\} ,$$

the set of realization-action pairs for predicting the i^{th} output variable where the empirical distribution estimated from trajectory data is ϵ -close to the true distribution.

By applying the union bound over at most $A\Gamma^{\Phi_i}$ realization-action pairs, after H trajectories, we have

$$\Pr [\exists t \in [T] (\underline{X}_t(\Phi_i), a_t) \notin K_i \mid M, \pi] \leq T\psi_i \delta_2 ,$$

with probability at least $1 - (\delta_2 + \delta_1 A\Gamma^{\Phi_i})$. By applying the union bound again over all D output variables, we obtain

$$\sum_{i=1}^D \Pr [\exists t \in [T] (\underline{X}_t(\Phi_i), a_t) \notin K_i \mid M, \pi] \leq T \sum_{i=1}^D \psi_i \delta_2$$

with probability at least $1 - D(\delta_2 + A\Gamma^{\Phi_i} \delta_1)$. Notice that this implies

$$\begin{aligned} \Pr [\exists t \in [T] (\underline{X}_t, a_t) \notin K \mid M, \pi] &\leq \sum_{i=1}^D \Pr [\exists t \in [T] (\underline{X}_t(\Phi_i), a_t) \notin K_i \mid M, \pi] \\ &\leq T \sum_{i=1}^D \psi_i \delta_2 , \end{aligned}$$

holds with probability at least $1 - D(\delta_2 + A\Gamma^{\Phi_i} \delta_1) \geq 1 - D(\delta_2 + A\Gamma^m \delta_1)$.

The bound over $\| \Pr(\underline{Y} | \underline{X}, a) - \widehat{\Pr}(\underline{Y} | \underline{X}, a) \|_1$ directly results from Proposition 3.

Setting:

$$\begin{aligned} \frac{\delta}{2} = D\delta_2 &\Rightarrow \delta_2 = \frac{\delta}{2D} \\ \frac{\delta}{2} = \delta_1 AD\Gamma^m &\Rightarrow \delta_1 = \frac{\delta}{2AD\Gamma^m} \end{aligned} \tag{32}$$

We can rewrite H in terms of ϵ, δ :

$$H \geq \frac{4AD\Gamma^m}{\delta} \left(\frac{2\Gamma^2}{\epsilon^2} \ln \left(\frac{4AD\Gamma^{m+1}}{\delta} \right) + \ln \left(\frac{2AD\Gamma^m}{\delta} \right) \right) \tag{33}$$

B.4. Error due to Greedy Parent Selection

Lemma 5. *Suppose Assumptions 1, 2 and 3 hold. Let $\epsilon > 0, \delta_1 > 0$, and*

$$\frac{C_1}{4} > \epsilon + \frac{C_2}{4} .$$

After applying G-SCOPE, for every $i \in [D]$, $(v, a) \in \Theta_i$, and every $w \in \Gamma^{|\hat{\Phi}_i|}$ satisfying $w(\hat{\Phi}_i) = v(\Phi_i)$, $N(w, a) \geq N(\epsilon, \delta_1)$:

$$\| \Pr(\underline{Y}(i)|\underline{X}(\Phi_i) = w, a) - \widehat{\Pr}(\underline{Y}(i)|\underline{X}(\hat{\Phi}_i) = v, a) \|_1 \leq (4D + 1)\epsilon + D^2 C_3 \quad (34)$$

with probability at least $1 - 2D(m + 1)(D + 1 - m)A\Gamma^{m+1}\delta_1$.

Proof. This Lemma is only concerned about realization-action pairs for which there are enough samples. G-SCOPE will not consider the score of realization-action pairs that do not have enough sample. When constructing the structure, this automatically discard realization-action pairs containing non-parents that do not meet the number of samples required to have an estimation error bounded by ϵ with high probability. Hence, in what follows, we will always consider the worse case where there are always enough samples to estimate such probabilities.

To simplify notation, let

$$\hat{\alpha}(k, v, v_k, a) = \|\widehat{\Pr}(\underline{Y}(i)|\underline{X}(\hat{\Phi}_i) = v, a) - \widehat{\Pr}(\underline{Y}(i)|\underline{X}(\hat{\Phi}_i \cup \{k\}) = (v, v_k), a)\|_1 \quad (35)$$

$$\alpha(k, v, v_k, a) = \|\Pr(\underline{Y}(i)|\underline{X}(\hat{\Phi}_i) = v, a) - \Pr(\underline{Y}(i)|\underline{X}(\hat{\Phi}_i \cup \{k\}) = (v, v_k), a)\|_1 \quad (36)$$

$$\hat{\alpha}^*(k) = \max_{v, v_k, a} \hat{\alpha}(k, v, v_k, a) \quad (37)$$

$$\alpha^*(k) = \max_{v, v_k, a} \alpha(k, v, v_k, a) \quad (38)$$

$$(v^*, v_k^*, a^*) = \max_{v, v_k, a} \alpha(k, v, v_k, a) . \quad (39)$$

We want to bound the probability that G-SCOPE adds any non-parent variable. The G-SCOPE algorithm can only select a variable k to add to the parent set only if the following necessary condition holds:

$$\hat{\alpha}^*(k) \geq \max_{j \in D \setminus \hat{\Phi}_i} \hat{\alpha}^*(j) .$$

We break up this first part of the proof into two distinct, successive cases.

1. $\exists k \in \Phi_i^s$ that is not in $\hat{\Phi}_i$ (G-SCOPE has not added all of the strong parents yet), and
2. $\Phi_i^s \subseteq \hat{\Phi}_i$ (G-SCOPE has added all strong parents).

Case 1 (G-SCOPE has not added all of the strong parents):

Let $k \in \Phi_i^s$ that has not been added yet ($k \notin \hat{\Phi}_i$) such that k verifies Assumption 1, and j be a non-parent variable. We know such a k and corresponding realization-action pair which had been exhibited $N(w, a)$ times exist, since we assume there is at least one realization-action pair of the full parents with enough samples (since otherwise the requested bound holds trivially). We want to bound the probability that

$$\hat{\alpha}^*(k) - \hat{\alpha}^*(j) > 0 , \quad (40)$$

where

$$\hat{\alpha}^*(k) - \hat{\alpha}^*(j) = \frac{\max_{v, v_k, a} \|\widehat{\Pr}(\underline{Y}(i)|\underline{X}(\hat{\Phi}_i) = v, a) - \widehat{\Pr}(\underline{Y}(i)|\underline{X}(\hat{\Phi}_i \cup \{k\}) = (v, v_k), a)\|_1}{\max_{v', v'_j, a'} \|\widehat{\Pr}(\underline{Y}(i)|\underline{X}(\hat{\Phi}_i) = v', a') - \widehat{\Pr}(\underline{Y}(i)|\underline{X}(\hat{\Phi}_i \cup \{j\}) = (v', v'_j), a')\|_1} .$$

If (40) holds for all non-parents, then G-SCOPE will only add parents from Φ_i . For (40) to hold, it is sufficient to have

$$\hat{\alpha}^*(k) - \hat{\alpha}(j, v, v_j, a) > 0 \quad \forall j \in [D] \setminus \Phi_i, v, v_j, a , \quad (41)$$

By applying the triangle inequality, we obtain

$$\begin{aligned}
\alpha(k) &= \|\Pr(\underline{Y}(i)|\underline{X}(\hat{\Phi}_i) = v, a) - \widehat{\Pr}(\underline{Y}(i)|\underline{X}(\hat{\Phi}_i) = v, a)\|_1 \leq \\
&\|\widehat{\Pr}(\underline{Y}(i)|\underline{X}(\hat{\Phi}_i \cup \{k\}) = (v, v_k), a) - \Pr(\underline{Y}(i)|\underline{X}(\hat{\Phi}_i \cup \{k\}) = (v, v_k), a)\|_1 + \\
&\|\Pr(\underline{Y}(i)|\underline{X}(\hat{\Phi}_i) = v, a) - \widehat{\Pr}(\underline{Y}(i)|\underline{X}(\hat{\Phi}_i) = v, a)\|_1 + \\
&\hat{\alpha}(k) \text{ ,}
\end{aligned} \tag{42}$$

and

$$\begin{aligned}
\hat{\alpha}(j) &= \|\widehat{\Pr}(\underline{Y}(i)|\underline{X}(\hat{\Phi}_i) = v, a) - \widehat{\Pr}(\underline{Y}(i)|\underline{X}(\hat{\Phi}_i \cup \{j\}) = (v, v_j), a)\|_1 \leq \\
&\|\widehat{\Pr}(\underline{Y}(i)|\underline{X}(\hat{\Phi}_i \cup \{j\}) = (v, v_j), a) - \Pr(\underline{Y}(i)|\underline{X}(\hat{\Phi}_i \cup \{j\}) = (v, v_j), a)\|_1 + \\
&\|\Pr(\underline{Y}(i)|\underline{X}(\hat{\Phi}_i) = v, a) - \widehat{\Pr}(\underline{Y}(i)|\underline{X}(\hat{\Phi}_i \cup \{j\}) = (v, v_j), a)\|_1 + \\
&\alpha(j) \text{ .}
\end{aligned} \tag{43}$$

By applying equations 42 and 43, Lemma 3 (with our choice of $N(\epsilon, \delta_1)$) and Assumption 1,

$$\begin{aligned}
\hat{\alpha}^*(k) - \hat{\alpha}(j, v, v_j, a) &\geq \\
&\alpha^*(k) \\
&- \|\Pr(\underline{Y}(i)|\underline{X}(\hat{\Phi}_i \cup \{k\}) = (v^*, v_k^*), a^*) - \widehat{\Pr}(\underline{Y}(i)|\underline{X}(\hat{\Phi}_i \cup \{k\}) = (v^*, v_k^*), a^*)\|_1 \\
&- \|\widehat{\Pr}(\underline{Y}(i)|\underline{X}(\hat{\Phi}_i) = v^*, a^*) - \Pr(\underline{Y}(i)|\underline{X}(\hat{\Phi}_i) = v^*, a^*)\|_1 \\
&- \|\Pr(\underline{Y}(i)|\underline{X}(\hat{\Phi}_i \cup \{j\}) = (v, v_j), a) - \widehat{\Pr}(\underline{Y}(i)|\underline{X}(\hat{\Phi}_i \cup \{j\}) = (v, v_j), a)\|_1 \\
&- \|\widehat{\Pr}(\underline{Y}(i)|\underline{X}(\hat{\Phi}_i) = v, a) - \Pr(\underline{Y}(i)|\underline{X}(\hat{\Phi}_i) = v, a)\|_1 \\
&- \alpha(j, v, v_j, a) \\
&\geq \alpha^*(k) - \alpha(j, v, v_j, a) - 4\epsilon \\
&\geq C_1 - 4\epsilon > 0
\end{aligned}$$

with probability at least $1 - 4\delta_1$ (union bound) for a particular v, v_j, a if $C_1 > 4\epsilon$. This holds for all j, v, v_j, a with probability at least $1 - (2 + 2(D - m)A\Gamma^{|\hat{\Phi}_i|+1})\delta_1$ (union bound again).

This also means all variables in Φ_i^s will all be detected by G-SCOPE. Indeed, using the triangle inequality, the same bounds on

$$\|\Pr(\underline{Y}(i)|\underline{X}(\hat{\Phi}_i \cup \{k\}) = (v^*, v_k^*), a^*) - \widehat{\Pr}(\underline{Y}(i)|\underline{X}(\hat{\Phi}_i \cup \{k\}) = (v^*, v_k^*), a^*)\|_1 \tag{44}$$

$$\|\widehat{\Pr}(\underline{Y}(i)|\underline{X}(\hat{\Phi}_i) = v^*, a^*) - \Pr(\underline{Y}(i)|\underline{X}(\hat{\Phi}_i) = v^*, a^*)\|_1 \tag{45}$$

then above, the fact that (Assumption 1)

$$\alpha^*(k) \geq \max_{j \in [D] \setminus \Phi_i} \alpha^*(j) + C_1 \geq C_1 \text{ ,}$$

and the fact that $C_1 > 4\epsilon + C_2$ we have

$$\begin{aligned}
\hat{\alpha}^*(k) &\geq \\
&\alpha^*(k) \\
&- \|\Pr(\underline{Y}(i)|\underline{X}(\hat{\Phi}_i \cup \{k\}) = (v^*, v_k^*), a^*) - \widehat{\Pr}(\underline{Y}(i)|\underline{X}(\hat{\Phi}_i \cup \{k\}) = (v^*, v_k^*), a^*)\|_1 \\
&- \|\widehat{\Pr}(\underline{Y}(i)|\underline{X}(\hat{\Phi}_i) = v^*, a^*) - \Pr(\underline{Y}(i)|\underline{X}(\hat{\Phi}_i) = v^*, a^*)\|_1 \\
&\geq C_1 - 2\epsilon > C_2 + 2\epsilon \text{ ,}
\end{aligned}$$

with probabilities $1 - 2\delta_1$.

Notice that we made Assumption 1 much stronger than needed as we demanded the strong parent to stand out for all its possible realizations. For the proof, we only need to ensure that at least one realization verifying Assumption 1 is seen enough times to make sure a strong parent is preferred. Alternatively, we could modify assumption 1 to bound the probability of not acquiring enough samples for a particular realization that has a sufficiently large score. This would have negligible impact on the bounds of this lemma, the assumption would be weaker, but its presentation in the body of the paper would be more complex.

Case 2 (G-SCOPE has added all strong parent variables):

Now, we bound the probability that G-SCOPE adds a non parent variable j if all strong parents variable Φ_i^s have already been added, that is, $\Phi_i^s \subseteq \hat{\Phi}_i \subseteq \Phi_i$:

$$\begin{aligned} \hat{\alpha}(j) &\leq \\ &\|\widehat{\Pr}(\underline{Y}(i)|\underline{X}(\hat{\Phi}_i \cup \{j\}) = (v, v_j), a) - \Pr(\underline{Y}(i)|\underline{X}(\hat{\Phi}_i \cup \{j\}) = (v, v_j), a)\|_1 + \\ &\|\Pr(\underline{Y}(i)|\underline{X}(\hat{\Phi}_i) = v, a) - \widehat{\Pr}(\underline{Y}(i)|\underline{X}(\hat{\Phi}_i) = v, a)\|_1 + \\ &\quad \underbrace{\alpha(j)}_{\leq C_2 + 2\epsilon}, \\ &\leq C_2 \text{ because of Assumption 2} \end{aligned}$$

with probability at least $1 - 2\delta_1$ (according to Lemma 3) for a particular v, v_j, a and with probability at least $1 - 2(D - m)A\Gamma^{|\hat{\Phi}_i|+1}\delta_1$ for all v, v_j, a .

Combining Case 1 & 2:

These two points must hold for all stages of the algorithm.

- They must also hold for each iteration building $\hat{\Phi}_i$. Iterations in the first step correspond to all strong parents, and $\Phi_i^{w,1} \in \Phi_i^w$, the weak parents added in step 1 (before all strong parents are included). The number of iterations in the second point is at most all remaining weak parents $\Phi_i^{w,2} \subseteq \Phi_i^w \setminus \Phi_i^{w,1}$ added in the second step, plus one (when the algorithm stops). Note that the probability the first point holds is only $1 - (2 + 2(D - m)A\Gamma^{|\hat{\Phi}_i|+1})\delta_1$ and not $1 - (4 + 2(D - m)A\Gamma^{|\hat{\Phi}_i|+1})\delta_1$ because we are using the same two bounds involving k twice.
- They must hold for all D target variable i .

Let $\kappa = 2(D - m)A\Gamma^{m+1} \geq 2(D - m)A\Gamma^{|\hat{\Phi}_i|+1}$. Using the union bound, these points hold for all stages of the algorithm with at least probability

$$1 - \max_i \left((|\Phi_i^s| + |\Phi_i^{w,1}|)(2 + \kappa) + (|\Phi_i^{w,2}| + 1)\kappa \right) \delta_1 D \geq 1 - (\max_i |\Phi_i| (2 + \kappa) + \kappa) D \delta_1 \quad (46)$$

$$\geq 1 - (2m + (m + 1)\kappa) D \delta_1 \quad (47)$$

$$\geq 1 - 2D [m + (m + 1)(D - m)A\Gamma^{m+1}] \delta_1 \quad (48)$$

Transitioning from Probabilities over $\hat{\Phi}_i$ to Probabilities over Φ_i :

We define Φ_i^k to be the union of $\hat{\Phi}_i$ with the first k variables in $\Phi_i \setminus \hat{\Phi}_i$ to be added greedily (according to the true probabilities) for the specific (w, a) pair. Also, denote $w = (v, \bar{v}_1^{|\Phi_i \setminus \hat{\Phi}_i|})$.

$$\begin{aligned} &\|\Pr(\underline{Y}(i)|\underline{X}(\Phi_i) = (v, \bar{v}), a) - \widehat{\Pr}(\underline{Y}(i)|\underline{X}(\hat{\Phi}_i) = v, a)\|_1 \\ &\leq \sum_{k=1}^{|\Phi_i \setminus \hat{\Phi}_i|} \|\Pr(\underline{Y}(i)|\underline{X}(\Phi_i^k) = (v, \bar{v}_1^k), a) - \Pr(\underline{Y}(i)|\underline{X}(\Phi_i^{k-1}) = (v, \bar{v}_1^{k-1}), a)\|_1 \\ &\quad + \|\Pr(\underline{Y}(i)|\underline{X}(\Phi_i) = v, a) - \widehat{\Pr}(\underline{Y}(i)|\underline{X}(\hat{\Phi}_i) = v, a)\|_1 . \end{aligned} \quad (49)$$

The inequality is due to the triangle inequality - we observe the quality of adding each additional parent, and are left with the estimation error on v . Since the parents were added greedily, by Assumption 3 we can form a bound for the

sum. Since we have enough samples of v (it's in Θ_i) the second term is small with high probability (by Lemma 3):

$$\begin{aligned}
&\leq m \|\Pr(\underline{Y}(i)|\underline{X}(\Phi_i^1) = (v, \bar{v}_1), a) - \Pr(\underline{Y}(i)|\underline{X}(\hat{\Phi}_i) = v, a)\|_1 + m^2 C_3 + \epsilon, \\
&\leq m \|\Pr(\underline{Y}(i)|\underline{X}(\Phi_i^1) = (v, \bar{v}_1), a) - \widehat{\Pr}(\underline{Y}(i)|\underline{X}(\Phi_i^1) = (v, \bar{v}_1), a)\|_1 \\
&\quad + m \|\Pr(\underline{Y}(i)|\underline{X}(\hat{\Phi}_i) = v, a) - \widehat{\Pr}(\underline{Y}(i)|\underline{X}(\hat{\Phi}_i) = v, a)\|_1 \\
&\quad + m \|\widehat{\Pr}(\underline{Y}(i)|\underline{X}(\Phi_i^1) = (v, \bar{v}_1), a) - \widehat{\Pr}(\underline{Y}(i)|\underline{X}(\hat{\Phi}_i) = v, a)\|_1 + m^2 C_3 + \epsilon.
\end{aligned} \tag{50}$$

Where the inequality holds from the triangle inequality. Similar to before, the first two summands can be bounded by ϵ with probability $1 - \delta_1$. The third summands is bounded by the algorithm - since \bar{v}_1 was not added to $\hat{\Phi}_i$, and there were enough samples from it ($N(w, a) \geq N(\epsilon, \delta_1)$), it is necessarily smaller than the threshold $2\epsilon + C_2$, with probability $1 - 2\delta_1$ for a specific i and $1 - 2D\delta_1$ for all of them. Therefore, the difference is bounded by: $(4m+1)\epsilon + mC_2 + m^2C_3$ for these probabilities.

Everything together:

$$\|\Pr(\underline{Y}(i)|\underline{X}(\Phi_i) = (v, \bar{v}), a) - \widehat{\Pr}(\underline{Y}(i)|\underline{X}(\hat{\Phi}_i) = v, a)\|_1 \leq (4m+1)\epsilon + mC_2 + m^2C_3 \tag{51}$$

with at least probability (union bound)

$$1 - 2D [m + (m+1)(D-m)A\Gamma^{m+1}] \delta_1 - 2D\delta_1 = 1 - 2D(m+1) [1 + (D-m)A\Gamma^{m+1}] \delta_1 \tag{52}$$

which is lower bounded by $1 - 2D(m+1)(D+1-m)A\Gamma^{m+1}\delta_1$ or $1 - 2D(D+1)^2 A\Gamma^{m+1}\delta_1$

□

B.5. Proof of Theorem 1

Theorem 1. *Suppose Assumptions 1, 2 and 3 hold. Let $\frac{C_1}{4} > \epsilon + \frac{C_2}{4}$, $\epsilon > 0$, $\delta_1 > 0$, and $m = \max_{i \in [D]} |\Phi_i|$, then there exists*

$$H(\epsilon, \delta_1) = O\left(\frac{\Gamma^2}{\delta_1 \epsilon^2} \ln\left(\frac{\Gamma}{\delta_1}\right)\right)$$

such that if G -SCOPE is given H trajectories, with probably at least $1 - 2AD(m+2)(D+1-m)\Gamma^{m+1}\delta_1$, G -SCOPE returns an evaluation of π satisfying:

$$|\nu - \tilde{\nu}| \leq \delta^* T + \epsilon^* DT^2 \tag{53}$$

where

$$\begin{aligned}
\epsilon^* &= (4m+1)\epsilon + mC_2 + m^2C_3 \\
\delta^* &= T \sum_{i=1}^D \psi_i A\Gamma^m \delta_1 \\
\psi_i &= \max_{(v,a) \in F_i} \frac{\sum_{t=1}^T \Pr(\underline{X}_t(\Phi_i) = v, a_t = a | \pi)}{\sum_{t=1}^T \Pr(\underline{X}_t(\Phi_i) = v, a_t = a | \pi_b)}.
\end{aligned} \tag{54}$$

Proof. 1. By Lemma 4, given

$$H(\epsilon, \delta') \geq \frac{4AD\Gamma^m}{\delta'} \left(\frac{2\Gamma^2}{\epsilon^2} \ln\left(\frac{4AD\Gamma^{m+1}}{\delta'}\right) + \ln\left(\frac{2AD\Gamma^m}{\delta'}\right) \right)$$

trajectories there is a partition of Γ into more (set K) and less likely (v, a) pairs with probability at least $1 - \delta'$. Pairs in set K are seen at least $N(\epsilon, \delta_1)$ times.

- Since these pairs in K are seen at least $N(\epsilon, \delta_1)$ times, Lemma 5 provides a bound on the estimation error on the conditional transition probabilities in the FMDP constructed by GSCOPE that holds with probability at least $1 - 2D(m+1)(D+1-m)A\Gamma^{m+1}\delta_1$.

3. This FMDP is therefore an $D\epsilon^*$ -induce MDP with respect to the original MDP and K (Definition 4, Proposition 3 and Lemma 4).
4. Therefore, $A4(D\epsilon^*, \delta^*, \pi)$ is verified with probability at least (union bound on steps 1 and 2)

$$1 - (1 + (m + 1)(D + 1 - m)\Gamma)\delta' \geq 1 - (m + 2)(D + 1 - m)\Gamma\delta'$$

for

- $\epsilon^* = (4m + 1)\epsilon + mC_2 + m^2C_3$,
- $\delta^* = T \sum_{i=1}^D \psi_i \delta' / 2D$.

5. These values are then substituted into the simulation Lemma, and we replace $\delta' = 2AD\Gamma^m \delta_1$ (equation 32) to obtain the specified result.

□

References

- Bhatia, R. *Matrix analysis*, volume 169. Springer Science & Business Media, 1997.
- Kakade, S. M. *On the Sample Complexity of Reinforcement Learning*. PhD thesis, University College London, March 2003.
- Kearns, M. and Singh, S. Near-optimal reinforcement learning in polynomial time. *Machine Learning*, 49(2):209–232, 2002.
- Li, L. *A Unifying Framework for Computational Reinforcement Learning Theory*. PhD thesis, Rutgers University, 2009.
- Osband, I. and Van Roy, B. Near-optimal reinforcement learning in factored mdps. In *Advances in Neural Information Processing Systems*, pp. 604–612, 2014.
- Weissman, T., Ordentlich, E., Seroussi, G., Verdu, S., and Weinberger, M. J. Inequalities for the l1 deviation of the empirical distribution. Technical report, Hewlett-Packard Labs, 2003.