
Scale MLPerf-0.6 models on Google TPU-v3 Pods

Sameer Kumar, Victor Bittorf, Dehao Chen, Chiachen Chou, Blake Hechtman, HyoukJoong Lee,
Naveen Kumar, Peter Mattson, Shibo Wang, Tao Wang, Yuanzhong Xu, Zongwei Zhou
Google Research, Brain Team
{sameerkm, vbittorf, dehao}@google.com

Abstract

The recent submission of Google TPU-v3 Pods to the industry wide MLPerf v0.6 training benchmark demonstrates the scalability of a suite of industry relevant ML models. MLPerf defines a suite of models, datasets and rules to follow when benchmarking to ensure results are comparable across hardware, frameworks and companies. Using this suite of models, we discuss the optimizations and techniques including choice of optimizer, spatial partitioning and weight update sharding necessary to scale to 1024 TPU chips. Furthermore, we identify properties of models that make scaling them challenging, such as limited data parallelism and unscaled weights. These optimizations contribute to record performance in transformer, Resnet-50 and SSD in the Google MLPerf-0.6 submission.

1 Introduction

MLPerf [2] is a machine learning benchmark suite that has gained industry wide support and recognition. Recently, in Jul 2019, the second round of results for the training benchmarks, MLPerf v0.6, were published including submissions from NVIDIA, Intel, Google, Fujitsu and Alibaba. Submissions ranged in size from a machine with 8 accelerators to clusters with over 1000 accelerators using ML frameworks including Tensorflow, Pytorch and MXNet and others.¹ Like systems benchmark suites which have come before it, the MLPerf Benchmark suite is pushing performance forward and our v0.6 MLPerf submission on Google TPU-v3 accelerators showcases the large scale we are able to achieve. MLPerf follows in the footsteps of SPEC [8] and TPCH [3] to create an industry standard benchmark suite for ML systems including accelerators, frameworks and modeling on state of the art ML training tasks. Not only does MLPerf allow for comparisons across frameworks and hardware, but it fundamentally drives understanding and development of ML systems and methodology.

An MLPerf training benchmark involves training a model (e.g. Resnet-50) on a specific dataset (e.g. Imagenet) while following specific methodology for parameters, optimizations, and timing. For v0.6, the MLPerf rules were expanded to enable larger scale of systems to submit to the benchmark. Particular changes included allowing the LARS optimizer for Resnet-50 and a time budget allowing for large scale systems to initialize while also increasing the accuracy requirements for the trained models. MLPerf is still challenging to run at scale, for example the rules require implementations to context switch between training and evaluation every few seconds at large scales which incurs significant overhead not seen in production use cases. MLPerf-0.6 accuracy targets present a significant challenge at scale as increasing the global batch size can reduce the accuracy that can be achieved.

In this paper, we present techniques used to optimize MLPerf benchmark results on the third generation Google Tensor Processing Units (TPU-v3) shown in Figure 1. The Google TPU-v3 is an

¹MLPerf also benchmarks ML inference performance and the first inference submission is expected in late 2019.




Figure 1: Google TPUv3 device with four chips, 420 teraFLOPS and 128 GB of HBM.




Figure 2: Google TPU-v3 pod with 1024 chips, 107 PetaFlops and 32 TB of HBM interconnected by a 2-D torus network.

ML accelerator designed to accelerate neural network workloads by enabling significant matrix-matrix and matrix-vector compute acceleration on each TPU-v3 chip coupled with 32 GB of high bandwidth memory and 32 MB of scratchpad memory for storing weights and activations, respectively. Each TPU chip has two separate cores. In a TPU-v3 pod (Figure 2), 1024 TPU-v3 chips are interconnected by a custom high throughput 2-D torus interconnect to accelerate remote DMA and global summation operations.

2 Methods

We present performance optimization techniques to optimize MLPerf 0.6 training time on TPU-v3 pods. We use [6, 7] for all the MLPerf 0.6 benchmarks. The TensorFlow graphs are lowered by the XLA compiler [5] to the cloud TPU-v3 pods. The XLA compiler enables various optimizations like unrolling and pipelining loops and fusion of compute kernels to maximize the execution throughput of the matrix unit [12] on cloud TPU-v3 accelerator cores. We use mixed precision with the bfloat16 precision in all our benchmark runs [1]. To maintain comparable accuracy with 32-bit floating point networks, all non-convolutional operations (e.g. batch normalization, loss computation, gradient summation) use 32-bit floating point numbers. Since the majority of the computational and memory access overheads in MLPerf models are in the convolutional operations, use of bfloat16 enables higher training throughput with minimal or no loss in model accuracy. When the number of examples per TPU accelerator is below a threshold, we use the distributed normalization technique presented in [19]. The TensorFlow runtime on TPU-v3 pods execute the input pipeline to pre-process inputs on host CPUs. We use caching, host to device offload of select TF ops and prefetching [19] to optimize the host input pipeline throughput. In addition, we explore the following optimization techniques to achieve peak scaling on TPU-v3 pods.

Distribute evaluation computation: in a traditional TensorFlow model trained on a cloud TPU-v3 pod, the evaluation job is executed separately on a side card with additional TPU chips. In the MLPerf models, the execution of the evaluation metric can become an Amdahl bottleneck limiting the scalability of the benchmark. We designed a new train and evaluation tight loop that is executed on the TPU accelerators. Both train and evaluation are distributed on all the TPU-v3 pod accelerator cores. The output evaluation metric tensor is computed at the epochs specified in the MLPerf rules. For example, in ResNet-50, the eval metric tensors are computed every 4 epochs. The evaluation metric tensors are used to compute top-1 accuracy published in the training job’s standard output. The evaluation dataset is padded with zeros when the evaluation examples is not a multiple of the evaluation batch size. Only output tensors from the TPU cores that have real examples is considered while computing the top-1 accuracy metric.

Optimize gradient summation: we use the 2-D gradient summation technique presented in [19] to aggregate gradients on the TPU-v3 torus network. We observed MLPerf TensorFlow benchmarks with non-contiguous gradient tensors had limited gradient summation throughput. We optimized the 2-D scheme by pipelining gathers from non-contiguous tensors from HBM to on device memory with summation of network packets in the reduction operation. In the broadcast phase the scatters of the result buffers to non-contiguous storage is pipelined with data transfer on the network. This

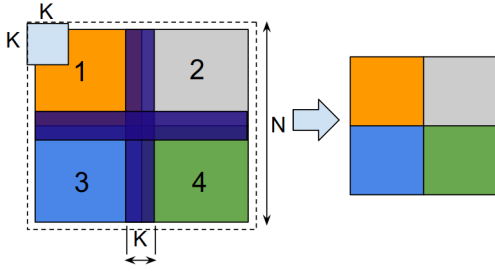


Figure 3: Spatial partitioning of a 2-D convolution with an $N \times N$ input and kernel size K on 4 cores.

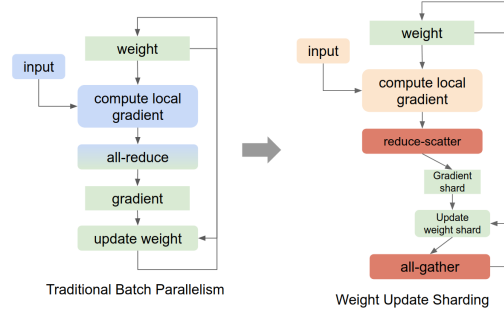


Figure 4: Weight update sharding on TPUv3 pods

aggressive pipelining of the gradient summation results in over 1.5x speedup of gradient summation throughput in the ResNet-50 model on TPU-v3 pods.

Model parallelism: as the batch sizes are small in some of the MLPerf models, we use model parallelism to enable higher parallelism in those benchmarks. We use the following two model parallelism techniques to achieve higher scaling in the MLPerf benchmarks:

- **Spatial Partitioning.** In this technique MLPerf computation kernels are partitioned along both batch and spatial dimensions to increase parallelism and enable execution on a larger number of TPU-v3 accelerator cores. Halo exchange communication operations are added to synchronize TPU-v3 cores that execute spatially partitioned workloads (Figure 3).
- **Weight update sharding.** When the number of examples per TPU-v3 accelerator core is small, we observe the optimizer weight update computation results in significant overheads. For example, with ResNet-50 on 2048 TPU-v3 cores, the LARS optimizer weight update overhead is about 6% of the total device step time. In the MLPerf Transformer model, the ADAM optimizer weight update time is about 45% of the step time. So, we distribute the weight update computation across TPU-v3 cores, and then use an optimized all-gather to broadcast the new weights to all the TPU-v3 cores (Figure 4).

3 Benchmark Analysis

In this section, we present case studies for five MLPerf-0.6 benchmarks. In addition to the techniques presented above, we also explore specialized optimizations for these MLPerf models.

ResNet-50: MLPerf uses the ResNet-50 model [10] on the ImageNet-1K [16] dataset to benchmark image classification. ResNet-50 is one of the most widely used models for benchmark ML and MLPerf uses a specific variant of ResNet-50 termed "version 1.5" [9] to indicate a slight modification to the model architecture from the original which is commonly found in practice. In order to scale the ResNet-50 MLPerf benchmark to the 2048 core TPU-v3 pod system, we used batch parallelism along with the distributed evaluation, distributed batch normalization, weight update sharding and gradient summation optimizations.

The MLPerf-0.6 reference for Resnet-50 uses the adaptive learning rate scaling LARS optimizer [20]. It enables training to target accuracy in 72 epochs at batch size 32768. The reference LARS optimizer uses the weight update equation shown in Figure 5. Here, λ is the learning rate, g is the gradient tensor, w is the weight tensor, β is the weight decay, m is the momentum hyper parameter and ϵ is the LARS

$$\begin{aligned}\lambda &= \epsilon \times \|w\| / (\|g\| + \beta \times \|w\|) \\ v &= m \times v + (g + \beta \times w) \\ w &= w - \lambda \times v\end{aligned}$$

Figure 5: Scaled momentum [2].

$$\begin{aligned}\lambda &= \epsilon \times \|w\| / (\|g\| + \beta \times \|w\|) \\ v &= m \times v + \lambda \times (g + \beta \times w) \\ w &= w - v\end{aligned}$$

Figure 6: Unscaled momentum [20].

| Optimizer | Base LR | Warmup Epochs | Momentum | Train Epochs | Benchmark |
|-------------------|---------|---------------|----------|--------------|-------------------|
| Scaled momentum | 31.2 | 25 | 0.9 | 72.8 | 76.9 ² |
| Unscaled momentum | 31.2 | 25 | 0.9 | 70.6 | 72.4 |
| Unscaled momentum | 29.0 | 18 | 0.929 | 64 | 67.1 |

Table 1: ResNet-50 benchmark seconds on 2048 TPU cores and batch 32K.

coefficient. This LARS optimizer presented in literature [20] uses a weight update equation shown in Figure 6. Notable difference is that the momentum parameter is scaled by the learning rate in the MLPerf reference. A systematic study of the LARS optimizer is beyond the scope of this paper. However, we find the MLPerf ResNet-50 model converges in 70.6 epochs via the optimizer update equation shown in Figure 6. Further, tuning the momentum hyper-parameter enables training in only 64 epochs with a **record benchmark time of 67.1 seconds**. Table 1 summarizes the benchmark times for the MLPerf-0.6 Resnet-50 experiments. Note, tuning the momentum parameter is not permitted by the MLPerf-0.6 submission rules in the closed division category.

SSD: Single Shot Detection [15] is one of two object detection models in the MLPerf benchmark; SSD is intended to reflect a simpler and lower latency model for interactive use cases such as in end-point and non-server situations. Notably, SSD uses a pre-trained ResNet-34 backbone as part of the architecture. SSD is trained and evaluated on the COCO dataset [14].

Note the computational overhead of the SSD model is small compared with the ResNet-50 model. So, we explore both data and model parallelism to scale SSD to TPU-v3 pods. We use spatial partitioning to parallelize SSD on up to 4 TPU accelerator cores. Achieving high speedup from spatial partitioning is challenging due to the following:

- Higher communication overheads: spatial partitioning results in communication overheads from halo exchange between spatial partitioned neighbors. In addition, it results in all-reduce calls for distributed batch normalization executed on large number of workers.
- Load imbalance: In our current XLA implementation of spatial partitioning, some TF operations are not sharded and executed on spatial worker 0 resulting in a load-imbalance.
- Relatively small spatial dimensions: The spatial dimensions in SSD is decreased from 300x300 in the first layer to 1x1 in the last layer. The deeper layers of SSD have smaller spatial dimensions and larger feature dimensions. This results in limited parallelism from spatial partitioning of the deeper layers.

Mask-RCNN [11] is the more complex of the two object detection benchmarks in MLPerf. Besides object detection, Mask-RCNN also performs instance segmentation, which assigns a semantic label as well as an instance index to each pixel in the image. Unlike SSD, which is a one stage detector, Mask-RCNN has two stages: one for proposing instance candidates and the other for fine-tuning the proposals. Also, Mask-RCNN uses a larger image size than SSD even though they both train in the COCO dataset. Furthermore, Mask-RCNN uses a Resnet-50 backbone plus Feature Pyramid Network contrasted with SSD’s use of Resnet-34. Scaling Mask-RCNN is particularly challenging as this model did not converge to the target evaluation accuracy on a global batch size larger than 128. This prevents Mask-RCNN from scaling to a large number of cores beyond 128 by just reducing per-core batch size. We use a combination of data and model parallelism to scale Mask-RCNN beyond 64 TPU cores. We use spatial partitioning to parallelize the first stage of Mask-RCNN. In the second stage, we apply graph partitioning by placing independent ops on up to four different cores.

Transformer [17] represents state-of-the-art language translation in the MLPerf suite and is one of two translation models. Trained on the WMT English to German dataset [4], Transformer uses an attention-based model which differentiates it from the other language model in MLPerf, GNMT.

To scale Transformer to a full TPU-v3 pod, we used data parallelism along with the distributed and in-memory evaluation, weight update sharding, and gradient summation optimizations. We use a global batch size of 2048 (batch 1 per core), that is dramatically higher than the reference default batch size. To enable large batch training [13], we tuned hyper parameters to reduce the number of

²Google MLPerf-0.6 Submission.

epochs to convergence. We found increasing the learning rate and tuning warmup steps insufficient to train the transformer model with a large batch size. In addition, the beta1 and beta2 hyper parameters of the Adam optimizer had to be tuned along with a lower learning rate to converge the MLPerf Transformer model to the target accuracy.

As transformers typically have attention layers that are large fully connected layers, they have significantly higher number of parameter weights. Moreover, the overhead of weight updates in distributed training is significant. The weight update sharding technique in the XLA compiler solves this by reducing the overhead weight update operation. The fast 2-D gradient summation technique optimizes gradient aggregation throughput on the TPU-v3 pods.

As the training time becomes smaller on large TPU pod slices, we observed the eval and infrastructure overheads dominate the end-to-end convergence time. To reduce infrastructure overheads, distributed and in-memory evaluation and nested train-and-eval loop techniques are adopted. Further, redundant gather operations are removed from the model. Bfloat16 mixed precision is used to reduce the memory pressure from matrix multiplication operations. In addition, the maximum sequence length is reduced from 256 to 97 to reduce evaluation overheads on TPU cores. Note, 97 is the length of the largest example in the evaluation dataset.

GNMT [18] is the other language translation benchmarks in MLPerf that is differentiated by its use of recurrent neural network (RNN). While GNMT achieves a lower target accuracy than Transformer, the use of a RNN may allow the performance insights to other RNN models that are generally used by machine learning community. Like Transformer, GNMT uses WMT English to German for training and evaluation.

The most expensive computation of GNMT is the gate function computation in the cell function of the RNN loop. GNMT uses standard LSTM cells, which concatenate the input feature and the hidden state of the previous step, and perform dot-product on the concatenated feature to produce the 4096 output features. For the first uni-directional layer in encoder, the output of the bidirectional layers are concatenated to form the input. For the decoder layers, attention feature is also concatenated with the previous layer's output to form the input.

Each RNN layer iterates until all sequence non-padded tokens have been processed with the entire batch. Because of synchronous training, each training step will wait until the longest sequence to finish before the gradient can be accumulated across all workers. To achieve good load-balance, we use a window based bucketization scheme to ensure that the sequences in each batch have similar length. For multi-host training, global bucketization is enabled by using a single host to produce the input for all workers. This is only possible because the GNMT inputs are small and preprocessing is inexpensive. However, when scaling to very large systems where we have 1024 workers, the single host input pipeline becomes the bottleneck. We use a round-robin algorithm to distribute the input pipeline to multiple hosts to parallelize the workload while maintaining good load balance.

When the per-core batch_size is small, the LSTM cell computation is memory bound. As the largest converging global batch_size is fixed, per-core batch_size is small on a large scale system. Minimizing the input_feature is an effective solution to reduce the memory bandwidth requirements for this model. In an LSTM based RNN loop, the previous step's hidden state is the next step's input to form a loop carried dependency. But the projection on the input feature can happen in parallel. So we hoisted the input feature projection out of the RNN loop so that we can process many step's input features in parallel to maximize the effective batch size. Inside the RNN loop, we only do projection on hidden state, the output of which is added to the projected input to derive the output. This optimization is mathematically equivalent with the traditional LSTM, but much more efficient for small per-core batch_size. For the backward path, we do similar optimization to move the gradient computation part out of the RNN loop. Instead of computing gradient for every time step and accumulate it inside the loop, we save the input to an array of full time range and only update this array inside the RNN loop. After the RNN loop finishes, we compute the accumulated gradients all at once to maximize the effective batch size.

4 Results

Figure 7 shows the batch sizes used in the Google MLPerf-0.6 submissions. Note, with the exception of ResNet-50, in all other MLPerf-0.6 models batch size only increases two times or less. In the

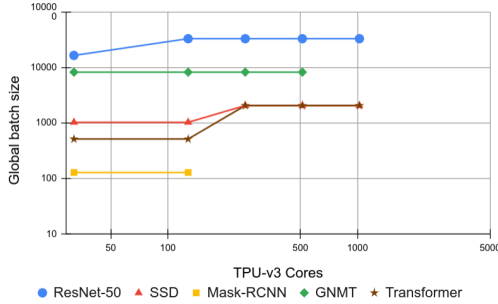


Figure 7: Batch sizes used in scaling MLPerf models.

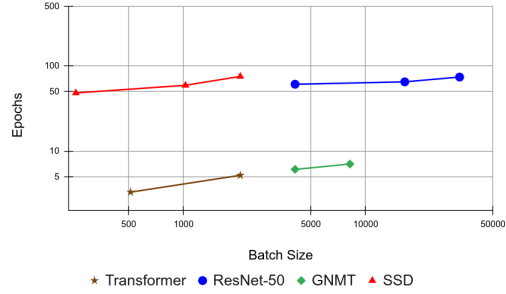


Figure 8: Training epochs to converge when scaling to a larger batch size.

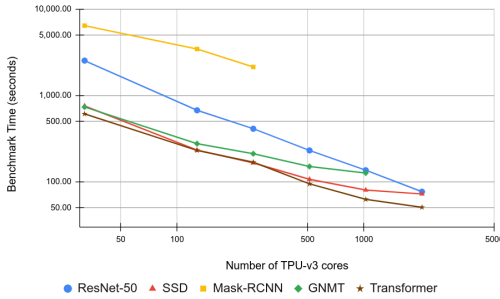


Figure 9: MLPerf-0.6 benchmark seconds.

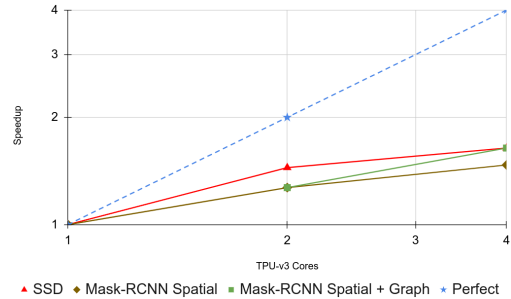


Figure 10: Speedup with model parallelism

absence of batch parallelism, it is challenging to scale ML workloads to a large number of accelerator cores. In addition, we find the number of epochs to converge the model to target accuracy increases for larger batch sizes. A comparison number of epochs to converge vs batch size for the MLPerf modes is presented in Figure 8. For example, in SSD, we need 22% more epochs to reach target accuracy or mAP 0.23 for SSD when increasing batch size from 256 to 1024 and an additional 27% more epochs at batch size 2048. Figure 9 presents completion times for the five MLPerf benchmarks. In ResNet-50, GNMT and transformer we use data parallelism, while in SSD and Mask-RCNN use both data and model parallelism to achieve the largest scale. With the SSD model, we achieve a speedup of 1.6x on 4 TPU accelerator cores with model-parallelism (Figure 10), enabling scaling to 2048 TPU cores. With Mask-RCNN on 128 and 256 cores, model parallelism is enabled across 2 and 4 cores, respectively. Speedup from model parallelism in Mask-RCNN is also shown in Figure 10.

Although the MLPerf benchmarks are batch limited, the techniques presented in this paper enable strong scaling to 2048 TPU-v3 cores. The Google MLPerf-0.6 submissions report **record performance** for the ResNet-50, SSD and Transformer benchmarks in closed division category.

5 Future Work

Given that MLPerf is a recent benchmark suite (less than 2 years old) and the Google TPU is still a relatively new hardware accelerator, we believe there is significant work in this space. MLPerf will continue to evolve and grow as a benchmark to reflect state-of-the-art in the industry. There will still be significant work to understand large scale models using TPU-v3 Pods by refining model parallelism techniques and continuing to leverage compiler based optimizers such as XLA.

MLPerf will continue to see significant evolution in models and datasets. While a recommendation task, such as Neural Collaborative Filtering (NCF), was absent from MLPerf-0.6, there is ongoing work to bring a recommendation model into the MLPerf suite. Furthermore, a speech model and dataset, such as speech-to-text, is a likely future addition to MLPerf. We look forward to showing TPU's scalability on an even more diverse set of models in the future.

References

- [1] Using bfloat16 with tensorflow models. https://cloud.google.com/tpu/docs/bfloat16#performance_and_memory_usage_advantages.
- [2] Mlperf: Fair and useful benchmarks for measuring training and inference performance of ml hardware, software, and services. <http://mlperf.org>.
- [3] Tpc-h benchmark suite. <http://tpc.org/tpch>.
- [4] Second conference on machine translation. <http://statmt.org/wmt17>.
- [5] Xla: Optimizing compiler for tensorflow. <https://www.tensorflow.org/xla>.
- [6] Martín Abadi, Ashish Agarwal, Paul Barham, Eugene Brevdo, Zhifeng Chen, Craig Citro, Greg S. Corrado, Andy Davis, Jeffrey Dean, Matthieu Devin, Sanjay Ghemawat, Ian Goodfellow, Andrew Harp, Geoffrey Irving, Michael Isard, Yangqing Jia, Rafal Jozefowicz, Lukasz Kaiser, Manjunath Kudlur, Josh Levenberg, Dandelion Mané, Rajat Monga, Sherry Moore, Derek Murray, Chris Olah, Mike Schuster, Jonathon Shlens, Benoit Steiner, Ilya Sutskever, Kunal Talwar, Paul Tucker, Vincent Vanhoucke, Vijay Vasudevan, Fernanda Viégas, Oriol Vinyals, Pete Warden, Martin Wattenberg, Martin Wicke, Yuan Yu, and Xiaoqiang Zheng. TensorFlow: Large-scale machine learning on heterogeneous systems, 2015. URL <https://www.tensorflow.org/>. Software available from tensorflow.org.
- [7] Jeffrey Dean, Greg Corrado, Rajat Monga, Kai Chen, Matthieu Devin, Mark Mao, Andrew Senior, Paul Tucker, Ke Yang, Quoc V Le, et al. Large scale distributed deep networks. In *Advances in neural information processing systems*, pages 1223–1231, 2012.
- [8] Kaivalya M. Dixit. The SPEC benchmarks. *Parallel Computing*, 17(10-11):1195–1209, 1991. doi: 10.1016/S0167-8191(05)80033-X. URL [https://doi.org/10.1016/S0167-8191\(05\)80033-X](https://doi.org/10.1016/S0167-8191(05)80033-X).
- [9] Priya Goyal, Piotr Dollár, Ross B. Girshick, Pieter Noordhuis, Lukasz Wesolowski, Aapo Kyrola, Andrew Tulloch, Yangqing Jia, and Kaiming He. Accurate, large minibatch SGD: training imagenet in 1 hour. *CoRR*, abs/1706.02677, 2017. URL <http://arxiv.org/abs/1706.02677>.
- [10] Kaiming He, Xiangyu Zhang, Shaoqing Ren, and Jian Sun. Deep residual learning for image recognition. *CoRR*, abs/1512.03385, 2015. URL <http://arxiv.org/abs/1512.03385>.
- [11] Kaiming He, Georgia Gkioxari, Piotr Dollár, and Ross B. Girshick. Mask R-CNN. *CoRR*, abs/1703.06870, 2017. URL <http://arxiv.org/abs/1703.06870>.
- [12] Norman P. Jouppi, Cliff Young, Nishant Patil, David A. Patterson, Gaurav Agrawal, Raminder Bajwa, Sarah Bates, Suresh Bhatia, Nan Boden, Al Borchers, Rick Boyle, Pierre-luc Cantin, Clifford Chao, Chris Clark, Jeremy Coriell, Mike Daley, Matt Dau, Jeffrey Dean, Ben Gelb, Tara Vazir Ghaemmaghami, Rajendra Gottipati, William Gulland, Robert Hagmann, Richard C. Ho, Doug Hogberg, John Hu, Robert Hundt, Dan Hurt, Julian Ibarz, Aaron Jaffey, Alek Jaworski, Alexander Kaplan, Harshit Khaitan, Andy Koch, Naveen Kumar, Steve Lacy, James Laudon, James Law, Diemthu Le, Chris Leary, Zhuyuan Liu, Kyle Lucke, Alan Lundin, Gordon MacKean, Adriana Maggiore, Maire Mahony, Kieran Miller, Rahul Nagarajan, Ravi Narayanaswami, Ray Ni, Kathy Nix, Thomas Norrie, Mark Omernick, Narayana Penukonda, Andy Phelps, Jonathan Ross, Amir Salek, Emad Samadiani, Chris Severn, Gregory Sizikov, Matthew Snelham, Jed Souter, Dan Steinberg, Andy Swing, Mercedes Tan, Gregory Thorson, Bo Tian, Horia Toma, Erick Tuttle, Vijay Vasudevan, Richard Walter, Walter Wang, Eric Wilcox, and Doe Hyun Yoon. In-datacenter performance analysis of a tensor processing unit. In *Proceedings of ISCA'17*, 2017. URL <http://arxiv.org/abs/1704.04760>.
- [13] Nitish Shirish Keskar, Dheevatsa Mudigere, Jorge Nocedal, Mikhail Smelyanskiy, and Ping Tak Peter Tang. On large-batch training for deep learning: Generalization gap and sharp minima. *CoRR*, abs/1609.04836, 2016. URL <http://arxiv.org/abs/1609.04836>.

- [14] Tsung-Yi Lin, Michael Maire, Serge J. Belongie, Lubomir D. Bourdev, Ross B. Girshick, James Hays, Pietro Perona, Deva Ramanan, Piotr Dollár, and C. Lawrence Zitnick. Microsoft COCO: common objects in context. *CoRR*, abs/1405.0312, 2014. URL <http://arxiv.org/abs/1405.0312>.
- [15] Wei Liu, Dragomir Anguelov, Dumitru Erhan, Christian Szegedy, Scott E. Reed, Cheng-Yang Fu, and Alexander C. Berg. SSD: single shot multibox detector. *CoRR*, abs/1512.02325, 2015. URL <http://arxiv.org/abs/1512.02325>.
- [16] Olga Russakovsky, Jia Deng, Hao Su, Jonathan Krause, Sanjeev Satheesh, Sean Ma, Zhiheng Huang, Andrej Karpathy, Aditya Khosla, Michael Bernstein, Alexander C. Berg, and Li Fei-Fei. ImageNet Large Scale Visual Recognition Challenge. *International Journal of Computer Vision (IJCV)*, 115(3):211–252, 2015. doi: 10.1007/s11263-015-0816-y.
- [17] Ashish Vaswani, Noam Shazeer, Niki Parmar, Jakob Uszkoreit, Llion Jones, Aidan N. Gomez, Lukasz Kaiser, and Illia Polosukhin. Attention is all you need. *CoRR*, abs/1706.03762, 2017. URL <http://arxiv.org/abs/1706.03762>.
- [18] Yonghui Wu, Mike Schuster, Zhifeng Chen, Quoc V. Le, Mohammad Norouzi, Wolfgang Macherey, Maxim Krikun, Yuan Cao, Qin Gao, Klaus Macherey, Jeff Klingner, Apurva Shah, Melvin Johnson, Xiaobing Liu, Lukasz Kaiser, Stephan Gouws, Yoshikiyo Kato, Taku Kudo, Hideto Kazawa, Keith Stevens, George Kurian, Nishant Patil, Wei Wang, Cliff Young, Jason Smith, Jason Riesa, Alex Rudnick, Oriol Vinyals, Greg Corrado, Macduff Hughes, and Jeffrey Dean. Google’s neural machine translation system: Bridging the gap between human and machine translation. *CoRR*, abs/1609.08144, 2016. URL <http://arxiv.org/abs/1609.08144>.
- [19] Chris Ying, Sameer Kumar, Dehao Chen, Tao Wang, and Youlong Cheng. Image classification at supercomputer scale. *CoRR*, abs/1811.06992, 2018. URL <http://arxiv.org/abs/1811.06992>.
- [20] Yang You, Igor Gitman, and Boris Ginsburg. Scaling SGD batch size to 32k for imagenet training. *CoRR*, abs/1708.03888, 2017. URL <http://arxiv.org/abs/1708.03888>.