

Offline handwritten mathematical symbol recognition utilising deep learning

Azadeh Nazemi¹, Niloofar Tavakolian², Donal Fitzpatrick¹, Chandrika Fernando³, Ching Y. Suen⁴

¹School of Computing, Dublin City University, ²Department of Computer Science and Engineering and Information Technology, Shiraz University ³ School of Electrical Computer and Mathematics, Curtin University

⁴Centre for Pattern Recognition and Machine Intelligence, Concordia University

Abstract—This paper describes an approach for offline recognition of handwritten mathematical symbols. The process of symbol recognition in this paper includes symbol segmentation and accurate classification for over 300 classes. Many multidimensional mathematical symbols need both horizontal and vertical projection to be segmented. However, some symbols do not permit to be projected and stop segmentation, such as the root symbol. Besides, many mathematical symbols are structurally similar, specifically in handwritten such as 0 and null. There are more than 300 Mathematical symbols. Therefore, designing an accurate classifier for more than 300 classes is required. This paper initially addresses the issue regarding segmentation using “Simple Linear Iterative Clustering”(SLIC). Experimental results indicate that the accuracy of the designed kNN classifier is 84% for salient, 57% Histogram of Oriented Gradient (HOG), 53% for Linear Binary Pattern (LBP) and finally 43% for pixel intensity of raw image for 66 classes. 87 classes using modified LeNet represents 90% accuracy. Finally, for 101 classes, SqueezeNet achieved 90% accuracy using pre-trained one.

Index Terms—Super pixel, Deep learning , Hyper parameters ,SqueezeNet , Handwritten symbols

I. INTRODUCTION

MANY researchers have worked on Handwritten Mathematical Expression (HME) recognition for many years such as Anderson’s effort in the ’60s[1][2] Generally, handwritten recognition based on the applied method has two categories: Offline and Online. Many devices, such as Personal Digital Assistants(PDAs), tablets, Personal Computers(PCs), and electronic whiteboards, require online handwriting recognition. However, offline handwritten recognition is used for the scanned documents; it is less appealing than online. Therefore, at present little research is published on offline handwriting. In contrast, there are many comprehensive approaches have been applied for online HME. Competition on Recognition of Online Handwritten Mathematical Expressions (CROHME) 2016 concluded that the recognition of HMEs was still a challenge after six years of competition[3] The online method works well for connected strokes or cursive strokes[4], while the offline way can overcome the problem of out-of-order strokes or duplicated strokes using contextual information[5][6]. Online HME recognition can improve by tracing some points of symbols from starting to ending as ink Markup Language (inkML) format indicates. Nevertheless, offline HME recognition involves two-dimensional layouts,

subscript positioning, variable-sized characters, and unusual maths operators depending on the area of mathematics. In addition to the variation in handwriting styles, the media such as pen and paper also may lead to more challenges[7]. The issue regarding mathematical symbol recognition is not limited to symbol classification, and It requires interpreting the mathematical expression. Interpretation of mathematical expression is performed based on considering its structures and mathematical area even in printed mathematical expression recognition In the recent decade, deep learning is the state-of-the-art for many machine learning applications such as classification, detection, identification, and many more. Among several recognition methods, deep learning with multiple layers of nonlinear information processing is an inevitable trend. These approaches automatically learn and solve problems without using any prior knowledge[8]. The results of recent researchers studies prove that Deep neural networks improve online mathematical recognition symbols comparing previous methods like Modified Quadratic Discriminant Functions (MQDFs) [9] with Bidirectional Long Short-term Memory (BLSTM) and Markov Random Fields (MRFs)[10][11]. However, there is still a lot of room for researchers to explore. To design and train a deep network, large scale datasets are required. This issue in many classification cases can be solved utilising augmentation. In this study, augmentation is not applicable due to the extreme similarity of some symbols. Besides HME recognition has common problems with the retrieval and recognition of complex structures [12][13]. Based on the research for offline handwritten recognition using Neural Network(NN)[7] identification and verification of off-line handwritten signatures from images is a difficult problem due to dependency of signature as bio-metrics factor on psychological factors of the individual[14]. HME also face the same issue for recognition. This research performs symbol segmentation with Simple Linear Iterative Clustering (SLIC)[15]. Recognition uses a modified LeNet network and of pre-trained SqueezeNet. For the purpose of comparison and evaluation of the proposed method, some former methods such as Histogram of Oriented Gradient (HOG), Linear Binary Pattern (LBP) are also implemented. Deep learning starts using a simple network by only tree fully connected layers and handwritten digits of the MNIST dataset[16]. Then the MNIST dataset is upgraded to alphanumeric dataset (66 classes) and network is changed to LeNet. At this point, some network hyperparameters are modified to increase accuracy and control

loss. In the next state carefully the number of classes is increased up to 87 by adding 21 mathematical symbols and performing supervised and limited augmentation. In addition, the network is modified to have three convolution layers, three Maxpooling as well as three fully connected layers. The last stage of using deep learning is transferring network to SqueezeNet, training 101 available mathematical symbol classes applying transfer learning to prevent overfitting in the lack of sufficient data[17]. The rest of this paper has been organised as follows. Section II includes related work which is the basis of this research. Section III contains the methodology followed by the experimental arch reviewed. For classifications purposes feature based methods such as Linear Binary Pattern(LBP)[18] and Histogram of Oriented Gradient(HOG) are studied. Besides two other approaches based on intensity and salience are considered for comparison.

A. Limitations of symbol recognition

Symbol recognition process, regardless of being online or offline, has some limitations that do not allow achieving high accuracy. These limitations are of two types as follows

- Type I: Symbols with different meanings and similar shapes such as: 9q gq bh GC KR DO UV QO B8 Z2 S5 II Uv.
- Type II: Upper and lower case symbols with same shapes such as: nN fF wW zZ xX yY cC uU sS kK mM pP vV

However, in some cases online HMEs can be properly recognised due to tracking of coordinate values from start to stop. Mis-recognition occurring in Group I have stronger negative impacts on the process of Mathematical Expression Retrieval (MER). The only avenue to accurately recognise these symbols is concept analysis performed after symbol recognition considering pre and post-located symbols.

B. Segmentation

In order to obtain accurate results from mathematical symbol classification, a multi-step segmentation module is required. These steps include block segmentation, line segmentation, line classification as thress classes of text-only, embedded maths and maths-only classes thr word segmentation, and symbol segmentation. Line classification is to classify mathematical multi-dimensional lines, linear text lines,and mixed lines. In 2016, Nazemi's thesis proposed Support Vector Machine (SVM) for line classification[19]. Symbol segmentation contains two sub-modules, namely, Vertical Symbol Segmentation(VSS) and Horizontal Symbol Segmentation(HSS). In complex mathematical expressions, it requires that HSS and VSS recursively be performed to extract symbols as the primary component of a mathematics. HSS and VSS are failed for extraction some mathematical symbols such as root sign.

Figure 1. shows steps of recursive HSS VSS for sample expression

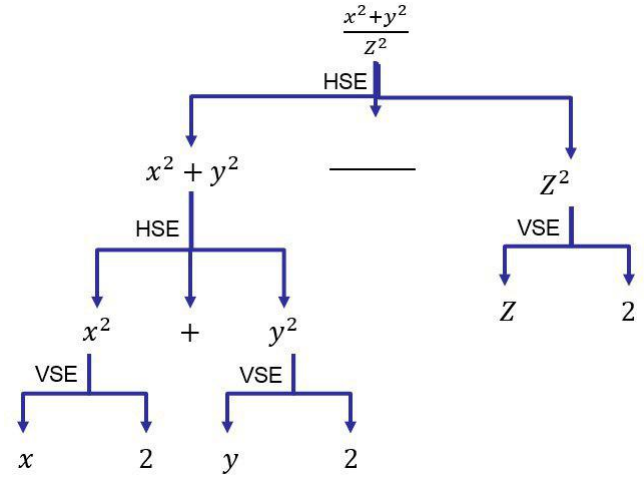


Fig. 1. recursive HSS VSS for sample expression

C. Symbol categorisation

Symbol categorisation has been performed based on symbol's aspect ratio. A symbol aspect ratio is the ratio of height to width and leads to the following Symbol categorisation

- if Aspect-Ratio is greater than 1.3 then symbol is Tall such as \prod, \sum, f
- if Aspect-Ratio is between 0.58 and 1.7 then symbol is Square such as 'exist' sign, 'for all' sign and equivalent sign
- if Aspect-Ratio is less than 0.76 then symbol is Short such as $\sqrt{\quad}, \infty$

The categorisation results for 258 different symbols considering their aspect ratio were 43 "Tall", 206 "Square" and 18 "Short". Then each symbol was re-scaled to a predefined size as follows:

the "Tall" symbol is resized to 16x28,

the "Square" symbol is converted to 28x28, and

the "Short" symbol is converted to 28x16 when actual size is defined in format W x H.

categorisation performs to implement the more accurate classification system and reduce computational cost

D. Classifiers based on HOG, LBP, Salient, and Intensity

For pixel intensity if symbol size is 28x28 then the feature vector is 784. In the Salient approach, if symbol is 28x28 the saliency map is a binary image with size of 128x28[20][21]

For LBP, if the symbol size is 28x28 and pixels per cell= 3x3, then the number of cells will be 9x9. Therefore, the size of feature vector is 81. The following snippet shows LBP calculation:

$$p_{11} \quad p_{12} \quad p_{13}$$

$$p_{21} \quad p_{22} \quad p_{23}$$

$$p_{31} \quad p_{32} \quad p_{33}$$

For LBP convert symbol image (28x28) to (3x3) pattern="

```

for i=1 ; i_j=3; i++
  for j=1 ; j_j=3; j++
    if  $p_{22} > p_{ij}$ 
      pattern=0pattern
    else
      pattern=1pattern

```

For HOG if the symbol size is 28x28 and pixels per cell=9x9, then the number of cells will be 3x3. Then value of orientation and cell per blocks determine the size of feature vector. Supposing the orientation=9 and cell per block=4, then the size of feature vector is $9 \times 4 = 36$. In the MNIST dataset of zero to nine handwritten digits, the plainest method for designing a classifier is converting each symbol image to the vector of intensity and using k-nearest neighbour. It has an accuracy of 96.88%. Although this method has a reasonable accuracy for a small number of classes, it can be expected to keep the accuracy high when the number of classes is more than 300 due to the limitations of symbol recognition. To obtain most discriminators features, HOG or LBP can be used. During implementation of feature extraction in this classifier, a restriction was observed due to disability to extract such features from symbols. To address this issue, a morphology technique was performed to change the boldness of symbols[22] Figure 2 illustrates some symbols before and after morphology dilation.

Original Image	
Morph 3x3 kernel	
Morph 5x5 kernel	

Fig. 2. Applying morphology technique to change the boldness of symbols

In order to implement classifiers, this research assembled a dataset of alpha numerical handwritten symbols (66 symbols) together with 21 mathematical symbols belonging to three different categories, namely, ‘short’, ‘tall’ and ‘square’. The results pixel intensity, salient, features extracted using HOG and features extracted using LBP are presented for comparison. The results indicate that the accuracy using kNN classifier is 84% for salient, 57% for HOG, 53% for LBP and finally 43% for pixel intensity for the 87 classes of mathematical handwritten symbols. The following figures (Figures 3,4) illustrate the results of t-distributed Stochastic Neighbours Embedding t_{SNE} scatter to visualise high-level representations obtained with intensity (raw image), and salience t_{SNE} illustrations confirmed the obtained accuracy for two methods.

Fig 3 illustrates the inner class similarity of members is more than their similarities to other classes (for saliency map). Fig 4 illustrates How the similarity of members of two different classes are more than the members inner class similarity (for intensity vectors)

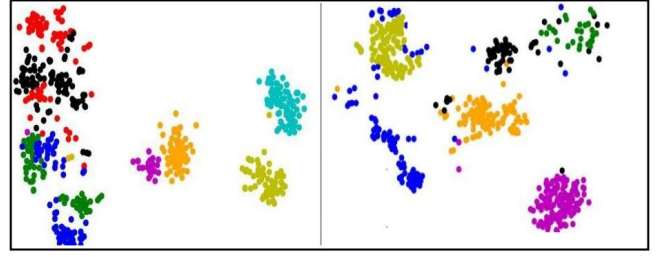


Fig. 3. Salient visualisation for 10 random classes

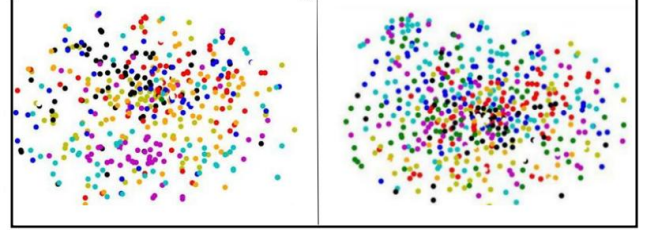


Fig. 4. Pixel intensity visualisation for 10 random classes

E. Used dataset

The dataset used in this study was made of MNIST[10], 6000 images from inkML of the CROHME dataset converted to PNG by the developed converter in this research, 2000 images from the set of Handwritten Digit Images published by Computer Vision Group of the University of São Paulo and 1000 handwritten character symbols from the Chars74K dataset

II. PROPOSED METHOD

This section initially presents the proposed method in this study for symbol segmentation followed by a description of all steps of utilising and modifying designed convolutional network for classification[23][24] over 100 classes in detail.

A. Segmentation with SLIC

Simple Linear Iterative Clustering (SLIC) Superpixel is a group of connected pixels with similar colours or gray levels. Superpixel segmentation divides an image into hundreds of non-overlapping superpixels. For the first time, in 2003, and Malik used superpixels to do image segmentation. Superpixels provide access to meaningful regions for accurate feature extraction and reduce the input entities for further processing. Superpixel segmentation is utilised for semantic segmentation, visual tracking, image classification, and many computer vision applications. SLIC is an approach that utilises clustering for superpixel segmentation by combining five-dimensional colours and image plane space. It is a method to replace multi-step pre-processing for segmentation. SLIC can solely perform the role of all of the steps stated above to obtain segmented symbols. The SLIC method can address the issues regarding segmentation of some symbols such as binding root as Figure 5 illustrates.



Fig. 5. SLIC segmentation

B. Classification

In this subsection, two different architectures are described as the approaches for mathematical handwritten symbol recognition. Data augmentation means increasing the size of training dataset by changing color channels, adding noise, applying random regional sharpening filters, and adding mean-images based on clustering techniques efficiently. Most recent augmentations are centered on using the Generative Adversarial Network (GAN) model, sometimes swapping the generator network with a genetic algorithm. However, to perform augmentation on a dataset of handwritten mathematical symbols, it must be considered that augmentation does not change the symbol meaning, for example, \cup when is horizontally flipped, it is converted to \cap . Therefore, augmentation techniques cannot be run on all symbols. In the result, this research faces lack of sufficient data for deep learning. On the other hand, due to regularising effect of augmentation, by increasing the usage of augmented samples, the possibility of network under fitting increases. Thus, data augmentation is not always efficient and is not an ideal approach to address the lack of sufficient training sample for deep convolutional network. Figure 6 illustrates applying shift augmentation techniques which is almost safe for handwritten mathematical symbol recognition.

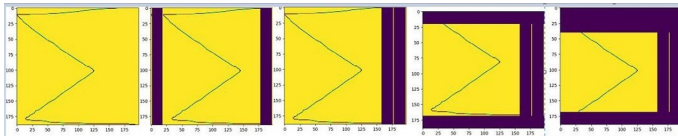


Fig. 6. Applying shift augmentation techniques.

Considering the above mentioned obstacles in the design of a deep network to classify handwritten mathematical symbols, this research started with networking from a very simple network with only 10 classes using MNIST large scale dataset for digits only and having sufficient samples. Since training dataset was enough and only 10 classes need to recognise in this case, even the network with only three fully connected layers (2 ReLU and 1 Softmax) and without any convolutional layer, provided at least 89% accuracy. The empirical results of the research demonstrated that the transmission of the network from a very simple network to LeNet with seven layers including convolutional layers, even with changing MNIST with 10 classes to alphanumeric dataset still can maintain high accuracy. Alphanumeric dataset contains the numbers 0 - 9, the letters A - Z (both uppercase and lowercase), and some common symbols such as sharp sign, ampere sign, @, and *. Totally, there are 66 alphanumeric case sensitive symbols. After segmentation, the next major objective for this study is symbol classification. As long as the number of classes is

less than 40, symbol image saliency map followed by kNN classifier, have reasonable classification results. Moreover, modification of some convolutional networks with a few layers such as LeNet, makes the system efficient for less than 40 classes. The most prominent challenge for classification of the handwritten mathematical symbols is the real world nature of the training samples. In some cases, the extracted descriptor from the last layer of the network proves inner class discrimination more than the outer class. Another issue to design a neural network to meet the requirement for specific task classification is the lack of sufficient training samples and imbalance training data sets with different number of samples in each class. To address the first issue, there are two avenues, one is augmentation and the other is Transfer Learning (TL)[25] which means the weights of the pretrained networks with the large scale training data. Making the decision to use one of these two approaches fairly depends upon the nature of training sample. To find out most appropriate network architecture to classify handwritten mathematical symbols, this research initially visualise the output of the last convolution layer for some networks such as VGG16, LeNet, SqueezeNet applied on some printed symbols. The results indicated that the VGG networks were not suitable for this purpose. However, LeNet and SqueezeNet had better functionality. Experimental result of this comparison is presented in Figure 7 . Gradient-

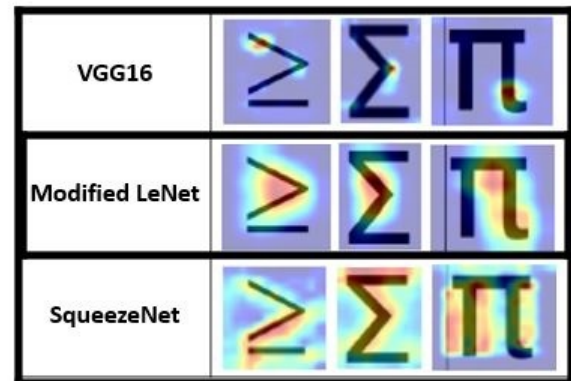


Fig. 7. VGG, LeNet, SqueezeNet comparison.

weighted Class Activation Mapping (Grad-CAM) technique used for this visualisation and includes following steps.

- Picking final convolutional feature map
- Considering a sample image
- Predicting its class by the network
- Calculating the gradient of the class noting width height and colour channels
- Updating the weights of each channel in the sample feature map using class gradient

[26]

C. LeNet

The proposed network architecture, LeNet, for deep learning for classification of alphanumeric symbols originally used tangent hyperbolic (tanH) as the activation function. Considering

TABLE I
SEVEN LAYERS OF LUNET

Layers	Description					
Input	Size=32x32					
Convolutional 1	I=32x32	P=0	F=5	O=28x28	Feature=6	
Activation	ReLU / tanH					
Pooling 1	I=28x28	S=2	P=0	F=2	O=14x14	
Convolutional 2	I=14x14	S=1	P=0	F=5	O=10x10	Feature=6
Activation	ReLU / tanH					
Pooling 2	I=12x12	S=2	P=0	F=2	O=5x5	
Fully connected	Input=400					
Fully connected	Input=200					
Loss function	Sigmod/Softmax					
Output	Size= 66 class					

the number of classes, this research used rectified linear unit (ReLU) to improve classification accuracy. In the following equation: O=Output, W=Input, F=Filter Size, P=Padding, and S=Stride

$$O = \frac{(W - F + 2P)}{S} + 1 \quad (1)$$

The starting image size was 32x32 with filter size 5x5, Stride 2 and padding was equal to zero. Equation 1 was used to obtain output size by initial size, filter, stride and padding. Based on Equation 1, the size of the next layer was calculated as 28x28. In the next setup, for the convolutional layer, the filter size is 2x2, the padding is zero and stride was two which lead to a size of 14x14. Generally, the LeNet architecture contains two sets of convolutional layers, activation, and pooling, followed by two fully connected activation and end up to classifier function such as Softmax. These sequential network included input, conv1, ReLU, pool1, conv2, ReLU, pool2, FC, ReLU, FC, Softmax, and Output respectively. This statement is further illustrated in Figure 8 and Table I in detail.



Fig. 8. The original LeNet used for classifying 66 classes.

Figure 9 and Table II both describe three layers insertion to LeNet(modified LeNet) for increasing accuracy.



Fig. 9. The modified LeNet for classifying 87 classes

Table III compares different performance based on different hyper parameters in terms of Accuracy.

Changing the parameters such as learning rate(0.01-0.00001), optimization function (ADAM and SGD), activation functions (ReLU, tanH), loss functions (softmax and sigmoid) resulted in different recognition rates upto 90%.Then, gradually the number of classes was increased from 66 to 87 with

TABLE II
MODIFIED TEN LAYERS OF LUNET

Layers	Description					
Input	Size= 32x32					
Convolution 1	I=32x32	S=1	P=2	F=9	O=28x28	Feature=6
Activation	ReLU / tanH					
Pooling 1	I=28x28	S=2	P=2	F=2	O=16x16	
Convolution 2	I=16x16	S=1	P=2	F=9	O=12x12	Feature=16
Activation	ReLU / tanH					
Pooling 2	I=12x12	S=2	P=2	F=2	O=8x8	
Convolution 3	I=8x8	S=1	P=2	F=5	O=8x8	Feature=16
Activation	ReLU / tanH					
Pooling 3	I=8x8	S=2	P=2	F=2	O=6x6	
Fully connected	Input=576					
Fully connected	Input=288					
Fully connected	Input=144					
Loss function	Softmax					
Output	size=87 Classes					

TABLE III
LENET/MODIFIED AND HYPER PARAMETERS

F(Activation)	F(Loss)	F(Optimisation)	LR	Accuracy	Classes
tanH	Sigmoid	SGD	0.01	88%	66
ReLU	Softmax	SGD	0.01	80%	66
ReLU	Softmax	ADAM	0.00001	80%	66
tanH	Sigmoidx	ADAM	0.00001	90%	66
ReLU	Sigmoid	ADAM	0.00001	90%	66
ReLU	Sofmax	ADAM	0.00001	90%	87

the inclusion of alpha numeric symbols and 7 symbols of each of the three categories, namely, ‘tall’, ‘square’ and ‘short’. The same set of changes resulted in lower recognition rates. In conclusion, changing parameters for 66 classes achieved 90% accuracy, but further increase of the number of classes caused a drop in accuracy. Therefore, in the next stage, LeNet structure was modified by adding one a fully connected, a convolutional layer and a pooling as illustrated in Table II. Parameters such as the size of convolution were revised and maxpooling from two series was changed to three series. Additionally, extra fully connected layer with loss function ReLU was added before the last layer of softmax. All padding from zero size was changed to two. All these modifications lead to a change of filter size as indicated in Table II. Figures 8 and 9 illustrate the layer architectures of original LeNet for 66 classes and modified LeNet for 87 classes produced in this study. Table III indicates all changes in Hyper parameters and related results in LeNet and Modified LeNet with 10 layers.

D. SqueezeNet

This subsection describes SqueezeNet, an alternative architecture for the network used in order to classify more than 100 classes up to 300. SqueezeNet is a small CNN architecture that achieves AlexNet-level accuracy on 1000 classes of ImageNet with 50x fewer parameters. SqueezeNet replaces 3x3 filters in AlexNet with 1x1 filters. The convolutional layer with 1x1 filters is called squeeze layer. These squeeze layers feed expand layers which contain convolutional layers with a mix of 1x1 and 3x3 filters. Fire module, the basic building block of SqueezeNet, is made of squeeze layer and expand layer. The fire module has two functions to perform:

1. Reducing the total number of parameters and making a

smaller model

2. Making extra learning step to be embedded within the transformations between several of “fire modules” in the lack of fully-connected layers.

The fully connected layers learn the relationships between the earlier higher level features of a CNN and the classes the network is trying to identify. That is, the fully connected layers are the ones that learn the details of symbols in most networks such as VGG. SqueezeNet reduces the number of parameters by decreasing the S with later convolutional layers. It creates a larger activation/feature map later in the network and increases classification accuracy. SqueezeNet is in contrast to VGG that activation maps get smaller as get closer to the end of a network. He and Sun (2014) applied a delayed down sampling to gain higher classification accuracy[27] SqueezeNet is a CNN with 18 layers. It is trained on the ImageNet database to classify 1000 classes. The pre-trained network is a version of SqueezeNet which has been trained over more than one million images on ImageNet dataset for 1000 object classes. Since a pre-trained network has appropriate weights, then the technique is implemented by freezing some layers. In the next step, a network using a pre-trained model has been fine-tuned to be converged optimally based on 101 classes of mathematical symbols.

III. EXPERIMENTAL RESULTS

To select most appropriate parameters for model in network, objective function must be monitored to observe how in will be affected by changing parameters. This observation support system to find proper direction for iteration to reduce error. This section initially presents different plots to illustrate how various parameters affect. Sigmoid value is between (0 to 1). Thus it suitable to predict the probability as an output. On the other hand Sigmoid as loss function and tangent hyperbolic(tanH) as activation function in networks with many layers based on vanishing gradient issues are not efficient.

Figure 10 shows the LeNet performance with the activation function Relu and the accuracy 80% with loss function softmax, and Figure 11 shows the LeNet performance with the activation function tanH the accuracy 88% with loss function sigmoid.

Since ADAM learns faster than SGD, the starting learning rate for ADAM must be much less than that of SGD[28]. The learning rate is a critical concept and must be selected carefully. If it is a short learning process, then it does not improve, and if it is a long one, then the learning process cannot converge.[29] learning rate of 0.00001 and using ADAM compares ADAM and SGD as optimization functions for learning rate 10-5 and 10-2 respectively on LeNet. Since ADAM learns faster than SGD, starting learning rate for ADAM must be much less than that of SGD. Learning rate is a critical concept and must be selected carefully. If it is a short learning process then it does not improve and if it is a long one, then the learning process cannot converge.

Figure 12 shows the LeNet performance with the activation function Relu and the accuracy 80% with loss function softmax, and Figure 13 shows the LeNet performance with the

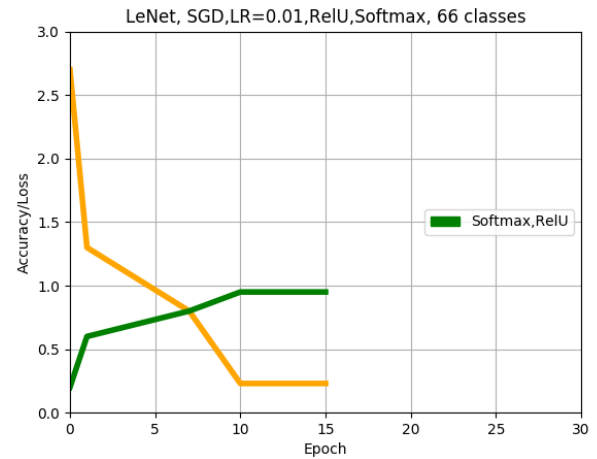


Fig. 10. LeNet - 66 classes, LR=0.01, SGD, ReLU, Softmax

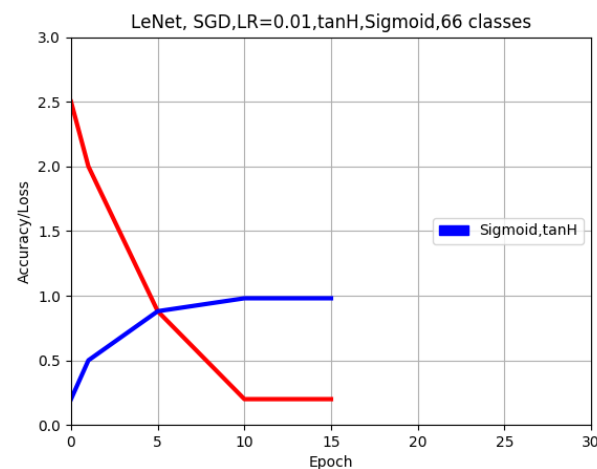


Fig. 11. LeNet-66 classes, LR=0.01, SGD, tanH, Sigmoid

activation function tanH the accuracy 90% with loss function sigmoid.

Figure 14 shows modified LeNet run over 78 classes. Due to increase the number of layers, Sigmoid and tanH are not the best options so Softmax and ReLU are replaced and ADAM with learning rate =0.00001 has 85% accuracy.

Figure 15 shows the performance of SqueezeNet using pre-trained one over 101 classes. The pre-trained network is a version of SqueezeNet which has been trained over more than one million images on ImageNet dataset for 1000 object classes[30].

IV. CONCLUSION

The dataset used in this study was made of MNIST 6000 images from inkML of the CROHME dataset converted to PNG by the developed application in this research, 2000 images from the set of Handwritten Digit Images published by Computer Vision Group of the University of São Paulo In this study, two different types of classification methods, were used for offline handwritten mathematical symbol recognition. Intensity of raw image as well as extracted features using HOG, LBP, and salient maps were used to see the performance

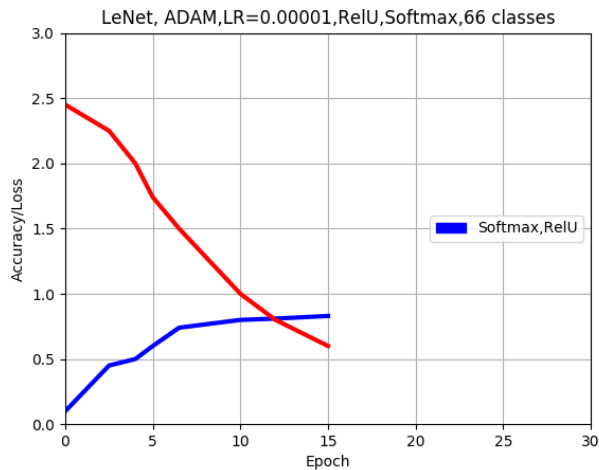


Fig. 12. LeNet - 66 classes,LR=0.00001,ADAM,ReLU,Softmax

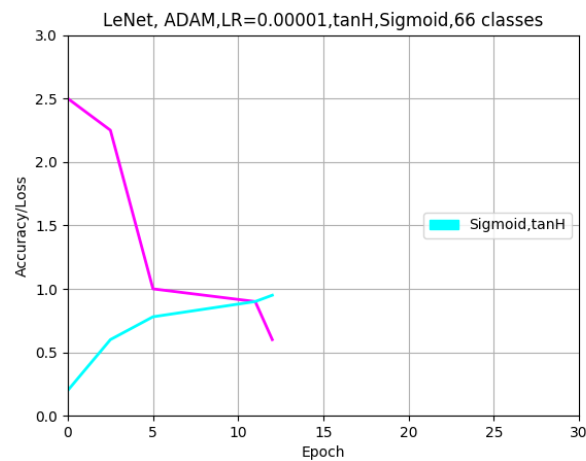


Fig. 13. LeNet-66 classes,LR=0.00001,ADAM,tanH,Sigmoid

with regard to recognition. The Neural Network methods used for this research were LeNet and SqueezeNet. The number of classes was increased gradually 66 to 101. The final experimental result is 90% using pre-trained SqueezeNet by transfer learning. The future work of the research is aimed at increasing the number of classes to 300. .

REFERENCES

- [1] R. H. Anderson, "Syntax-directed Recognition of Hand-printed Two-dimensional Mathematics," in Symposium on Interactive Systems for Experimental Applied Mathematics: Proceedings of the Association for Computing Machinery Inc. Symposium, 1967, pp. 436–459.
- [2] D. BLOSTEIN and A. N. N. GRBAVEC, "RECOGNITION OF MATHEMATICAL NOTATION;" in Handbook of Character Recognition and Document Image Analysis, pp. 557–582.
- [3] Mouchère, H., Viard-Gaudin, C., Zanibbi, R. and Garain, U. (2016). CROHME: competition on recognition of online handwritten mathematical expressions, 15th International Conference on Frontiers in Handwriting Recognition, Shenzhen, China, 607-612.

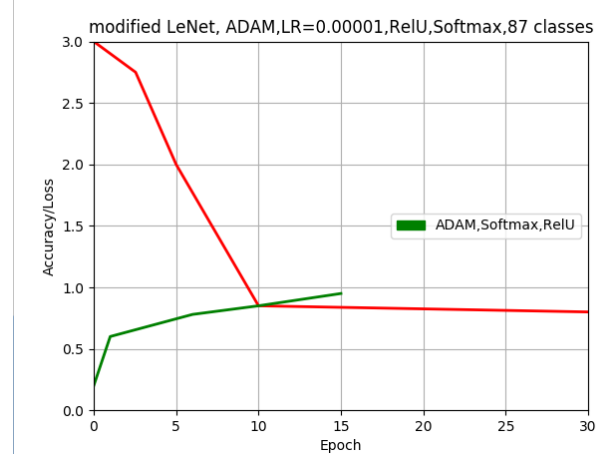


Fig. 14. Modified LeNet-76 classes classes,LR=0.00001

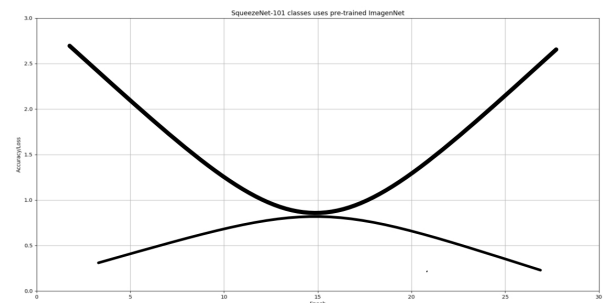


Fig. 15. SqueezeNet-101 classes classes

- [4] L. Hu and R. Zanibbi, "Line-of-Sight Stroke Graphs and Parzen Shape Context Features for Handwritten Math Formula Representation and Symbol Segmentation," 2016 15th Int. Conf. Front. Handwrit. Recognit., pp. 180–186, 2016
- [5] Wenhao He et al., "Context-aware mathematical expression recognition: An end-to-end framework and a benchmark," in 2016 23rd International Conference on Pattern Recognition (ICPR), 2016, pp. 3246–3251
- [6] M. Watt, "Mathematical document classification via symbol frequency analysis," Towar. Digit. Math. Libr. Birmingham, United Kingdom, July 27th, 2008, pp. 29–40, 2008.
- [7] L. G. Hafemann, R. Sabourin, and L. S. Oliveira, "Learning features for offline handwritten signature verification using deep convolutional neural networks," Pattern Recognit., vol. 70, pp. 163–176, 2017.
- [8] Nguyen, H. D., Le, A. D., and Nakagawa, M. (2016). Recognition of online handwritten math symbols using deep neural networks, IEICE Transactions on Information and Systems, E99.D, 12, 3110-3118.
- [9] Phan, K. M., Le, A. D., Indurkha, B. and Nakagawa, M. (2018). Augmented incremental recognition of online handwritten mathematical expressions, International Journal on Document Analysis and Recognition, 21, 4, 253-268.
- [10] Julca-Aguilar F. D., and Hirata, N. S. T. (2018). Symbol detection in online handwritten graphics using Faster R-CNN, 13th International Workshop on Document Analysis Systems, Vienna, Austria, 151-156.
- [11] F. Álvaro, J.-A. Sánchez, and J.-M. Bened, "Recognition of On-line Handwritten Mathematical Expressions Using 2D Stochastic Context-free Grammars and Hidden Markov Models," Pattern Recogn. Lett., vol. 35, pp. 58–67, Jan. 2014.
- [12] Zhang et al., "Watch, attend and parse: An end-to-end neural network based approach to handwritten mathematical expression recognition," Pattern Recognit., vol. 71, pp. 196–206, 2017.
- [13] A. D. Le and M. Nakagawa, "Training an End-to-End System for Handwritten Mathematical Expression Recognition by Generated Patterns," 2017 14th IAPR Int. Conf. Doc. Anal. Recognit., vol. 01, pp. 1056–1061, 2017
- [14] Y. Shkarupa, R. Mencis, and M. Sabatelli, "Offline handwriting recog-

- dition using LSTM recurrent neural networks,” 28th BNAIC, pp. 88–95, 2016.
- [15] X. Ren, and J. Malik. ”Learning a classification model for segmentation.” null. IEEE, 2003.
- [16] L. Deng, ”The MNIST database of handwritten digit images for machine learning research [best of the web],” *IEEE Signal Process. Mag.*, vol. 29, no. 6, pp. 141–142, 2012.
- [17] J. A. Aghamaleki and S. M. Baharlou, ”Transfer learning approach for classification and noise reduction on noisy web data,” *Expert Syst. Appl.*, vol. 105, pp. 221–232, 2018.
- [18] N. A. Hamid and N. N. A. Sjarif, ”Handwritten recognition using SVM, KNN and neural network,” *arXiv Prepr. arXiv1702.00723*, 2017.
- [19] A. Nazemi, ”Non-Visual Representation of Complex Documents for Use in Digital Talking Books,” Curtin University, 2015.
- [20] X. Hou and L. Zhang, ”Saliency Detection: A Spectral Residual Approach,” 2007 *IEEE Conf. Comput. Vis. Pattern Recognit.*, pp. 1–8, 2007.
- [21] S. Montabone and A. Soto, ”Human Detection Using a Mobile Platform and Novel Features Derived from a Visua
- [22] D. Mellouli, T. M. Hamdani, M. Ben Ayed, and A. M. Alimi, ”Morph-CNN: A Morphological Convolutional Neural Network for Image Classification,” in *Lecture Notes in Computer Science (including subseries Lecture Notes in Artificial Intelligence and Lecture Notes in Bioinformatics)*, 2017, vol. 10635 LNCS, pp. 110–117.
- [23] K. He and J. Sun, ”Convolutional neural networks at constrained time cost,” in *Proceedings of the IEEE conference on computer vision and pattern recognition*, 2015, pp. 5353–5360.
- [24] M. D. Ferreira, D. C. Corrêa, L. G. Nonato, and R. F. de Mello, ”Designing architectures of convolutional neural networks to solve practical problems,” *Expert Syst. Appl.*, vol. 94, pp. 205–217, 2018.
- [25] D. Han, Q. Liu, and W. Fan, ”A new image classification method using CNN transfer learning and web data augmentation,” *Expert Syst. Appl.*, vol. 95, pp. 43–56, 2018.
- [26] R. R. Selvaraju, A. Das, R. Vedantam, M. Cogswell, D. Parikh, and D. Batra, ”Grad-CAM: Why did you say that? Visual Explanations from Deep Networks via Gradient-based Localization,” *CoRR*, vol. abs/1610.02391, 2016.
- [27] F. N. Iandola, M. W. Moskewicz, K. Ashraf, S. Han, W. J. Dally, and K. Keutzer, ”SqueezeNet: AlexNet-level accuracy with 50x fewer parameters and 1MB model size,” *CoRR*, vol. abs/1602.07360, 2016.
- [28] D. P. Kingma and J. Ba, ”Adam: A method for stochastic optimization,” *arXiv Prepr. arXiv1412.6980*, 2014.
- [29] L. N. Smith, ”Cyclical learning rates for training neural networks,” in *2017 IEEE Winter Conference on Applications of Computer Vision (WACV)*, 2017, pp. 464–472.
- [30] N. Tavakolian, A. Nazemi, Z. Azimifar, and I. Murray, ”Face recognition under occlusion for user authentication and invigilation in remotely distributed online assessments,” *Int. J. Intell. Def. Support Syst.*, vol. 5, no. 4, pp. 277–297, 2018.