

Finding Experts in Transformer Models

Xavier Suau Luca Zappella Nicholas Apostoloff
{xsuaucquadros, lzapella, napostoloff}@apple.com
Apple

Abstract

In this work we study the presence of expert units in pre-trained Transformer Models (TMs), and how they impact a model's performance. We define expert units to be neurons that are able to classify a concept with a given average precision, where a concept is represented by a binary set of sentences containing the concept (or not). Leveraging the OneSec dataset [32], we compile a dataset of 1641 concepts that allows diverse expert units in TMs to be discovered. We show that expert units are important in several ways: (1) The presence of expert units is correlated ($r^2 = 0.833$) with the generalization power of TMs, which allows ranking TMs without requiring fine-tuning on suites of downstream tasks. We further propose an empirical method to decide how accurate such experts should be to evaluate generalization. (2) The overlap of top experts between concepts provides a sensible way to quantify concept co-learning, which can be used for explainability of unknown concepts. (3) We show how to self-condition off-the-shelf pre-trained language models to generate text with a given concept by forcing the top experts to be active, without requiring re-training the model or using additional parameters.

1. Introduction

Natural language processing (NLP) has evolved at a fast pace during recent years. Large and powerful models based on the Transformer architecture [35] can now be trained on large datasets, achieving impressive performance on many NLP tasks, such as GLUE [36] or SQuAD [29, 28]. Training TMs is tedious due to both the size of models and datasets, and requires resources that are unavailable to many users. For example, in [25]

In this work we study the presence of expert units in pre-trained Transformer Models (TMs), and how they impact a model's performance. We define expert units to be neurons that are able to classify a specific concept with a given average precision, hence being able to correctly classify a future ball's passing or shooting angle. We find that many multi-category TMs are specifically trained to indicate the accuracy of a given concept when following the instructions of a pre-specified skill coach and/or observers. In this experiment we test this hypothesis, using TMs that specialize in the shooting skills of throwing and catching.

Figure 1: Example of generated text by GPT2-L conditioned on the WordNet concept `football%1:04:00`¹ by forcing only its top 50 expert units (0.012% of the 414720 units analyzed) as determined by our interpretation method detailed in Section 4.1. The beginning of this paper's abstract is given as context (gray). Neither the interpretation nor the conditioning require re-training, fine-tuning or using additional parameters. Note the strong presence of concept `football%1:04:00` in the generated text, including words like 'coach' or 'shooting'. Even more interesting is how the term 'TM' appears in a sporting sense, and how TMs 'specialize', taking the initial context also into account.

the model was trained on 512 GPUs. A recent trend is to pre-train these large models on diverse datasets and make them available to the community [16, 9, 27, 19, 38, 21, 31], so that end-users can leverage the powerful features learnt to solve downstream tasks.

However, it is not fully understood why these models perform so well. Inspired by observations in neuroscience stating that the human brain is a network of hierarchically organized specialized modules [13] and that neurons become more selective as humans learn [22], we aim to find specialized modules in TMs, the

expert units. *We hypothesize that the presence of expert units is related to the knowledge acquired by TMs and to their performance.*

Previous work in image processing has shown that CNNs and GANs learn representations of specific objects at a filter level [3, 4] and by filter combinations [11], even if those objects were never explicitly labeled during training. The key idea behind these works is to consider CNN feature maps as segmentation masks, which allows quantifying the coherence with a densely labeled image by means of intersection over union (IOU). These works have also inspired our research, however there are fundamental differences in our work: (1) In NLP it is harder to define a concept with a single sentence, thus we propose to represent concepts with sets of positive and negative sentences as explained in Sec. 3. We collect a total of 1641 concepts, leveraging the OneSec dataset [32]. (2) We consider the most basic units in TMs, the neurons, as expert unit candidates, which allows computing average precision AP (*i.e.* area under the precision-recall curve) to quantify how a unit is able to disambiguate a concept. (3) Since sentences can be of arbitrary length, we maxpool the unit responses in time to be invariant to length. The proposed method to identify and rank experts is detailed in Sec. 4.1.

In Sec. 4.2 we define a metric called *concept expertise*, and we show that it is strongly correlated ($r^2 = 0.833$) with the generalization power of TMs. As a measure for model generalization we use the average performance on diverse downstream tasks: all GLUE tasks + SQuAD v1.1/2.0. We propose an empirical method to compute the optimal expertise level that maximizes the correlation between generalization and expertise. The obtained expertise (AP above 0.985) shows that generalization is related to the presence of extremely good and diverse experts. Our definition of expertise enables the ranking of TMs without fine-tuning on large suites of downstream tasks (current practice), mitigating the need for hyper-parameter search and the problem of downstream task bias [24]. Moreover, the proposed concept dataset can be easily enriched for finer model comparison.

In Sec. 5 we show that concepts with similar meaning are co-learned by a certain number of experts. We define concept overlap to quantify co-learning, and we show its utility for concept explainability.

The presence of experts is also exploited in Sec. 6 to self-condition a pre-trained language model (LM) to generate text that contains a specific concept (see Fig. 1 for an example). We base our approach on the product of experts formulation introduced by [14] and adapted to image generative models by [23] by training an external conditional expert. In addition to applying the product of experts formulation to a new domain (NLP) and new architecture (TM), a notable difference is that *we consider that conditional experts already exist in the pre-trained model*. The results in Sec. 6.1 show that only a small number of experts is required to induce a concept in the model output, supporting our hypothesis. Other works have tackled LM conditioning [17, 30, 6, 18], all based on learning disentangled concepts during training. To the best of our knowledge, our work is the first to condition an off-the-shelf pre-trained LM without fine-tuning, re-training or using additional parameters. Furthermore, our method is extremely simple to implement.

2. Related work

The NLP community is experiencing a sharp increase in interpretation methods. We focus on those exploring Transformer architectures, which are the keystone for most of the recent top performing models.

Saliency Some works focus on analyzing the self-attention layers in the Transformer blocks, visualizing saliency [12] or studying how attention heads attend to different word families [7]. The analysis of attention layers usually results in a word-word relationship, which can make it hard to extract model-wide conclusions. Moreover, recent studies show that saliency based methods may be invariant to the model or the data [1] and can be easily manipulated [10].

Intermediate discriminators Another trend is to probe the model with a dataset representative of some downstream task, either at a sentence level [2, 8] or at a word level [33, 20]. The common practice is to train a classifier on top of selected intermediate features to assess their discriminative power. These approaches inspired our work, but rather than learning classifiers to solve downstream tasks, we probe the TM’s responses directly with a large set of concepts unrelated to the

final task. We propose treating the units of an already trained TM as classifiers themselves.

Disentangled learning Most methods tackling concept learning are based on *training dedicated architectures*. Concepts such as syntax and semantics [6], meaning and form [30], or sentiment and tense [17] can be disentangled by capturing different intrinsic aspects of text. Although effective, these methods suffer from the requirements of TM training. Our approach does not require training or knowledge of the training procedure. It requires only a pre-trained model and a dataset of concepts, such as the dataset described in Sec. 3.

3. SentenceConcepts: A dataset of concepts represented by sentences

We propose a data-driven approach to describe a concept. We collect N_c^+ positive sentences that contain concept c and N_c^- negative sentences that do *not* contain concept c . Such flexible definition allows diverse types of concepts to be represented. For example, one can collect positive sentences containing a keyword with a specific meaning, *e.g.* *note* as a reminder, or *note* as a musical frequency. We construct our dataset leveraging the recently published OneSec dataset [32], which contains sentences with one keyword annotated with a WordNet¹ sense [26]. We consider 2 concept categories:

- **Sense:** Positive sentences contain a keyword with a specific WordNet sense, whereas negative sentences do not contain the keyword.
- **Homograph:** Positive sentences contain a keyword with a specific WordNet sense, whereas negative sentences contain the same keyword with a different meaning. Intuitively, *homograph* concepts are harder to disambiguate than *sense* concepts.

In total, the dataset contains 1344 *sense* and 297 *homograph* concepts. The complete list of concepts and details on the annotations are provided in Appendix E. The number of sentences collected is constrained by availability in the source dataset. We limit the data per

¹We adopt the WordNet sense key formulation, of the form lemma%**A**:**BB**:**CC**, clickable as web links across the paper.

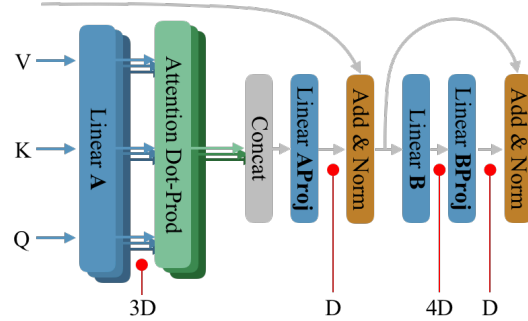


Figure 2: Schema of a Transformer block [35]. In this work we analyze the units in the linear layers A, Aproj, B and Bproj in each block (red dots), where D is the dimensionality of the embedding. For example, in GPT2-large ($D = 1280$ and 36 blocks) we analyze $36 \cdot 9D = 414720$ units.

concept to $N_c^+, N_c^- \in [100, 1000]$, randomly sampling when more than 1000 sentences are available.

4. Expert Units

4.1. Finding expert units

Let $\mathbf{x}_i = [\mathbf{x}_{i,1}, \dots, \mathbf{x}_{i,T}] \in \mathbb{R}^{D \times T}$ be a sentence composed of an arbitrary number T of tokens $\mathbf{x}_{i,t} \in \mathbb{R}^D$, with D being the dimensionality of the token embedding. A layer ℓ of a TM produces an intermediate representation $\mathbf{z}_i^\ell = [z_{i,1}^\ell, \dots, z_{i,T}^\ell] \in \mathbb{R}^{D^\ell \times T}$, where typically D^ℓ is a multiple of D . Let $[u_i^{(\ell,1)}, \dots, u_i^{(\ell,D^\ell)}]^\top = \text{maxpool}(\mathbf{z}_i^\ell, \text{axis} = 1) \in \mathbb{R}^{D^\ell}$ be the intermediate representation max-pooled in the temporal dimension, where each element $u_i^{(\ell,k)} \in \mathbb{R}$ is the response of unit k in layer ℓ to sentence i . For simplicity the (ℓ, k) indexing is replaced by $m = 1..M$, with M being the total number of units in the model. The layers analyzed are shown in Fig. 2. Let $\mathbf{u}_c^m \in \mathbb{R}^{N_c}$ (where $N_c = N_c^+ + N_c^-$) be the pooled response of unit m to the sentences that represent concept c , and let $\mathbf{b}_c \in \mathbb{Z}_2^{N_c}$ be the binary labels for such sentences. We treat a unit as a binary classifier for the input sentences, and consider the whole network as a collection of binary classifiers. By using $\mathbf{u}_c^m \in \mathbb{R}^{N_c}$ as prediction scores for \mathbf{b}_c , we can compute $\text{AP}_c^m = \text{AP}(\mathbf{u}_c^m, \mathbf{b}_c) \in [0, 1]$ per unit m and per concept c , which allows ranking units by expertise (or AP) on each concept. We expect that, given the large search space, certain classifiers will perform well on specific concepts: the expert units.

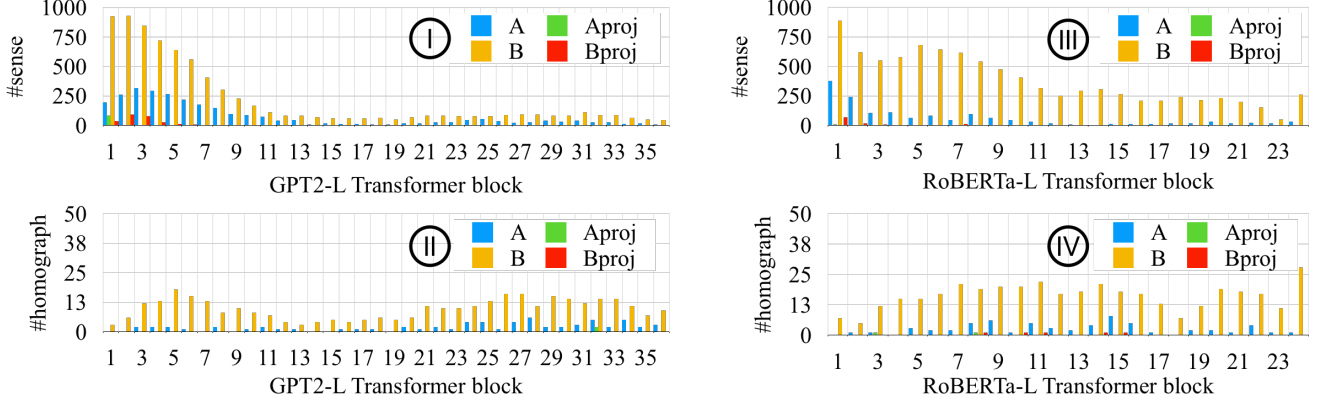


Figure 3: Number of acquired concepts ($\gamma = 0.95$) per layer type for model GPT2-L (I, II) and RoBERTa-L (III, IV). Shallow layers acquire more *sense* concepts than deep layers, such effect being emphasized in GPT2-L. This behavior is similar to the one observed by [4] for image GANs. We further observe that B layers acquire 3.5x more concepts than A layers. Aproj and Bproj layers acquire very few concepts, suggesting that the expanding layers (A, B) in the Transformer block (Fig. 2) are more prone to learn concepts. *Homograph* concepts (II, IV) are spread across the layers, few being detected in the first Transformer blocks.

4.2. Concept expertise \mathcal{X}_γ

Let $AP_c^* = \max_m \{AP_c^m\}$ be the AP of the best expert for concept c . Let γ be the acquisition threshold so that a concept is considered as *acquired* in the model if $\exists AP_c^m \geq \gamma \forall m$ (or $AP_c^* \geq \gamma$). We define *concept expertise* as the percentage of concepts acquired by the model:

$$\mathcal{X}_\gamma = \frac{|\{c \text{ s.t. } AP_c^* \geq \gamma\}|}{|C|} \quad \forall c \in C. \quad (1)$$

Finding an optimal γ^* value The choice of γ is important to compute the concept expertise \mathcal{X}_γ in Eq. (1). The goal is to obtain an optimal γ^* that produces an expertise representative of the generalization power of TMs. As a measure of generalization, we use the average performance of each model on typical downstream tasks: the 10 datasets composing GLUE with their different reported metrics [36] and SQuAD v1.1/2.0 [29, 28]. The reported performance is presented in Table 5 in Appendix B.

We measure the squared Pearson’s correlation coefficient r^2 between \mathcal{X}_γ and generalization. The obtained γ^* tells the level of expertise required for a concept to be considered as acquired. We then define the optimal value of γ as

$$\gamma^* = \operatorname{argmax}_\gamma \left(\frac{1}{N_{\text{tasks}}} \sum_{\text{task}} r^2(\mathcal{X}_\gamma, \text{task}) \right), \quad (2)$$

with $\gamma \in [0.5, 1)$. To assess the robustness of γ^* , the tasks are randomly split into reference and test sets, with a ratio 60/40%. Next, we compute γ^* for each subset, and we measure the RMSE between the obtained values on the reference and test set (10 random splits). We treat the *sense* and *homograph* concepts independently since they are fundamentally different. We obtain a $\gamma^* = 0.997$ with a RMSE of 0.0004 for concepts *sense* and $\gamma^* = 0.985$ with a RMSE of 0.0028 for concepts *homograph*. The low RMSE shows that the value of γ^* generalizes well on disjoint sets of tasks. For simplicity, we express the optimal values as $\gamma^* = \{\text{sense: } 0.997, \text{homograph: } 0.985\}$, and we define the combined expertise as

$$\mathcal{X}_{\gamma^*} = \frac{1}{N_{\text{concepts}}} \sum_{g \in (\text{sense}, \text{homograph})} N_g \mathcal{X}_{\gamma^*[g]}^g. \quad (3)$$

The high values of γ^* , together with the obtained $r^2 = 0.833$, suggest that the number of good and diverse experts in the model is correlated with its generalization power (see Table 2 for full results).

4.3. Results on expert units

All of the pre-trained models evaluated are obtained from the Huggingface Transformers repository [37],

version 2.1.1. More precisely, we analyze²: BERT-B/L [9], RoBERTa-S/L/Lm [20], DistilBERT [31], GPT2-S/M/L [27] and XLM [19]. The sentences are tokenized using the default settings in the repository.

4.3.1 Concept distribution results

The distribution of acquired concepts per layer type is shown in Fig. 3, for models GPT2-L (I, II) and RoBERTa-L (III, IV). A concept is considered acquired in a layer ℓ if $\exists AP_c^{(k,\ell)} \geq \gamma$. In this experiment, we use $\gamma = 0.95$ for visualization purposes, γ^* being too restrictive.

We observe that shallow layers in TMs accumulate more concepts than deep layers. Within the Transformer blocks (see Fig. 2) in GPT2-L, B layers acquire about 3.5x more concepts than A layers and more than 10x than Aproj and Bproj layers. This suggests that the expanding layers (A and B) in the Transformer block are better at learning concepts at a unit level. RoBERTa-L produces a similar distribution of concepts, with A and B layers accumulating most of the concepts. Compared to GPT2-L, RoBERTa-L has a smaller drop in the number of concepts from shallow to deep layers. GPT2-L is a generative model composed of Transformer decoders, while RoBERTa is a stack of encoders. Our results show that generative architectures in NLP tend to accumulate concepts early in the model. Such an observation was reported by [4] in the image GAN domain, but to the best of our knowledge we report the first observation of this phenomenon in the NLP domain. Refer to Appendix A for results on other models.

4.3.2 Expertise and generalization results

Concept expertise The concept expertise obtained by the considered models is summarized in Table 1. RoBERTa-Lm is the model that achieves better combined expertise $\mathcal{X}_{\gamma^*} = 15.36\%$, followed by RoBERTa-L and GPT2-L, both with 12.92%. It is interesting to note that RoBERTa-L doubles the concept expertise of BERT only by modifying the training procedure and the data.

²The corresponding names in the transformers repository are: bert-base/large-cased, roberta-base/large/large-mnli, distilbert-base-uncased, gpt2- \emptyset /medium/large and xlm-mlm-en-2048.

Model	Model size	$\mathcal{X}_{\gamma=0.997}^{\text{sense}}$	$\mathcal{X}_{\gamma=0.985}^{\text{homograph}}$	\mathcal{X}_{γ^*}
BERT-B	110M	1.04% (14)	5.72% (17)	1.89%
BERT-L	330M	7.51% (101)	5.72% (17)	7.19%
Distilbert	66M	3.65% (49)	5.72% (17)	4.02%
GPT2-S	117M	1.79% (24)	1.35% (4)	1.71%
GPT2-M	345M	3.65% (49)	3.03% (9)	3.53%
GPT2-L	774M	15.03% (202)	3.37% (10)	12.92%
RoBERTa-B	125M	1.71% (23)	3.70% (11)	2.07%
RoBERTa-L	355M	14.66% (197)	5.05% (15)	12.92%
RoBERTa-Lm	355M	17.86% (240)	4.04% (12)	15.36%
XLM	667M	9.30% (125)	5.39% (16)	8.59%

Table 1: Expertise for *sense* and *homograph* concepts, and combined expertise \mathcal{X}_{γ^*} (3). In parenthesis the actual number of concepts acquired. RoBERTa-Lm shows the highest $\mathcal{X}_{\gamma^*} = 15.36\%$. The models analyzed obtain a low *homograph* expertise $\mathcal{X}_{\gamma}^{\text{homograph}} \leq 5.72\%$ compared to *sense* concepts.

We observe that *sense* concepts are acquired better than *homograph* concepts, as expected given the difficult disambiguation of the latter. In Fig. 4.(I) we show the histogram of AP_c^* for all concepts. Note how many *homograph* concepts are not being detected, while almost all *sense* concepts are detected with $AP_c^* > 0.90$. Building pre-trained models inherently able to disambiguate *homograph* concepts at unit level remains a challenge, and we speculate that such knowledge will help the models generalize even better.

In Fig. 4.(II) we show the histogram of expert units that acquire a *sense* concept at $\gamma = 0.95$, for model RoBERTa-L. We observe that most of the concepts have less than 50 dedicated expert units (0.022%), with a median of 7 experts (0.0032%) per concept. Taking into account that 221184 units were analyzed for this model, we conclude that TMs dedicate very specific groups of experts to different concepts. The results in Sec. 6.1 show that these experts are causal.

Generalization In Table 2, we show that concept expertise \mathcal{X}_{γ^*} in Eq. (3) is a robust measure of generalization of TMs, and can be used as a model evaluation metric rather than fine-tuning on downstream tasks. We report the squared Pearson’s correlation coefficient $r^2 \in [0, 1]$ of the linear regression between the performance of TMs on downstream tasks (see Sec. 4.2) versus \mathcal{X}_{γ^*} . Only the models reporting results are used in the correlation analysis. For comparison, we report in column (T) the average correlation between perfor-

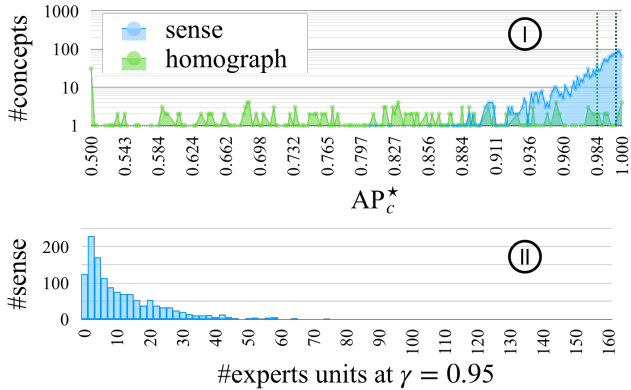


Figure 4: (I) Histogram of the AP_c^* per concept for model RoBERTa-L. Most of *sense* concepts are detected with $AP_c^* > 0.90$, while *homograph* concepts present a wide range of AP_c^* . The vertical lines correspond to the values γ^* found in Sec. 4.2. (II) Histogram of the number of expert units that acquire a *sense* concept at $\gamma = 0.95$. Most of the concepts have less than 50 experts associated, a very low value (0.022%) compared to the 221184 units analyzed for RoBERTa-L showing that the number of experts per concept in a TM is very selective.

mance on a task with all the other tasks, as well as the correlation of downstream performance with the model size in column (S). We observe that \mathcal{X}_{γ^*} is strongly correlated with the performance on downstream tasks ($r^2 > 0.833$), which is higher than the average correlation among tasks (0.826), the latter requiring evaluation (involving fine-tuning) on all the tasks. The correlation with \mathcal{X}_{γ^*} is better than the correlation between tasks for 12 of the 16 metrics used.

We further see that model size is not a metric that generalizes well, since it correlates strongly with the performance on some tasks (e.g. SQuAD), but weakly with other tasks (e.g. QNLI or MRPC). For all of the tasks³ where the correlation with model size $r^2 < 0.3$, we obtain a correlation with \mathcal{X}_{γ^*} of $r^2 > 0.75$, reinforcing the claim that concept expertise \mathcal{X}_{γ^*} is a good measure of generalization.

³With the exception of STS-(p), which shows 0.0 correlation with model size and a very poor correlation (0.49) with the other tasks too.

Models used	Task	(S)	(T)	\mathcal{X}_{γ^*}
BERT-B/L Distilbert RoBERTa-L XLM	GLUE Score	0.361	0.871	0.892
	CoLA	0.572	0.821	0.874
	SST-2	0.554	0.849	0.864
	MRPC (acc)	0.163	0.714	0.753
	MRPC (F1)	0.162	0.916	0.855
	STS-B (p)	0.000	0.490	0.401
	STS-B (s)	0.115	0.903	0.840
	QQP (acc)	0.340	0.936	0.944
	QQP (F1)	0.397	0.834	0.859
	MNLI-m	0.603	0.833	0.771
	MNLI-mm	0.452	0.906	0.944
	QNLI	0.286	0.857	0.923
	RTE	0.332	0.861	0.873
	WNLI	0.314	0.751	0.619
	AX	0.426	0.914	0.956
	BERT-B/L DistilBERT RoBERTa-L	SQuAD 1.1 (F1)	0.899	0.840
	SQuAD 2.0 (F1)	0.961	0.752	0.937
Average		0.408	0.826	0.833

Table 2: Squared Pearson’s coefficient (r^2) of the linear regressions between the reported performance on various tasks versus the model size (S), the average versus all the other tasks (T) and the combined concept expertise \mathcal{X}_{γ^*} (Eq. (3)). Only those models reporting results on each dataset are used (first column). On average, the correlation using \mathcal{X}_{γ^*} (0.833) is better than the average correlation among all tasks (0.826), the latter requires evaluation (involving fine-tuning) on all the tasks.

5. Concept overlap Ω

Recent works in image processing have shown that CNN filters can represent multiple concepts [3, 4, 11]. Based on this observation, we propose a method to explore co-learning of concepts by TMs in the NLP domain. We first set a threshold $\tau_c = \text{percentile}_{99}(AP_c^m)$ per concept, then we define $\mathbf{s}_c = \{1 \text{ if } AP_c^m > \tau_c \text{ else } 0\} \in \mathbb{Z}_2^M$ as our binary concept representation. Note that \mathbf{s}_c has elements with value 1 for the top 1% units classifying the concept. Let the overlap between concepts q and v be

$$\Omega(q, v) = \frac{\|\mathbf{s}_q \cap \mathbf{s}_v\|_1}{\|\mathbf{s}_q \cup \mathbf{s}_v\|_1} \in [0, 1], \quad (4)$$

representing the number of top units that classify both concepts with high AP_c^m .

5.1. Concept overlap results

In Table 3, we show that concepts with related senses present a high overlap of top experts, evidencing concept co-learning. More precisely, we show the 5 concepts v with highest overlap $\Omega(q, v)$ (defined in Eq. (4))

Query definition	Concept	$\Omega(q, v)$
A seat for one person, with a support for the back.	chair%1:06:00 (query)	1.000
	table%1:06:01	0.458
	bed%1:06:00	0.361
	cup%1:06:00	0.341
	table%1:06:01 VS. table%1:14:00	0.336
	floor%1:06:00	0.328
The position of professor.	chair%1:04:00 (query)	1.000
	chair%1:04:00 VS. chair%1:06:00	0.575
	fellow%1:18:02	0.371
	director%1:18:03	0.297
	administration%1:04:00	0.243
	member%1:18:00	0.241

Table 3: Top-5 concepts in terms of expert overlap $\Omega(q, v)$ (Eq. (4)) with a **query** concept for RoBERTa-L. The overlap shows the amount of top experts shared by two concepts q and v . Even if the word representing the concept is the same (chair), the concepts overlapping are different and relate to the actual WordNet definition (click each concept for WordNet link), showing that the model takes the meaning into account. Concepts marked with ‘VS.’ are *homograph* concepts.

with a query concept q . The query concepts considered are represented by the same word (chair) but with different WordNet sense (first row of Table 3). Observe how the top-5 concepts are coherent with the definition of the query. The fact that the *homograph* concept that disambiguates the query appears with high overlap is also interesting. Concept co-learning can be used for explainability: given a concept with unknown definition (e.g. failure cases in a dialogue system), the overlapping concepts can help explain it. See Appendix C for more results including t-SNE projections [34] of s_c .

6. Inducing concepts in pre-trained Language Models

Language Models (LMs) are generative models able to generate text consistent with linguistic rules. More formally, LMs learn the probability of a generated sentence x [5] as $p(x) = p(x_1, \dots, x_T) = \prod_{k=1}^T p(x_k | x_{<k})$.

A conditional generative model maximizes the joint distribution $p(x, y) = p(y|x)p(x)$, where x is the generated sentence and y is a latent conditional variable (i.e. a specific concept in x). As proposed by [14], this equation can be interpreted as a *product of experts*. The same interpretation was adopted by [23] for conditioned

image generation. We adapt Hinton’s and Nguyen’s interpretation to the case of conditioned text generation, where $p(y|x)$ is an expert that determines the condition for generation, and $p(x)$ is an expert ensuring that the generated sequence lies within the manifold of sentence distributions. Typically we do not sample jointly x and y , we rather define a condition $y = c$ beforehand (e.g. the concept) and sample x . Thus one can write:

$$p(x|y = c) \propto p(y = c|x)p(x). \quad (5)$$

As opposed to [23] that models $p(y = c|x)$ with an external network, *we hypothesize that the condition expert $p(y = c|x)$ already exists within the same model*, and that the model is able to maximize $p(x|y = c)$ by trusting its internal condition expert. Such intuition is based on recent findings in neuroscience [22] that show that the human brain increasingly trusts selective groups of neurons as it learns. If we can identify the parts of the model that contribute to the condition expert $p(y = c|x)$, we could control the amount of concept c in the generated sentences. The quality of the experts for a given concept will dictate the extent to which such concept can be controlled during generation.

As explained in Sec. 4.1, AP_c^m explains how well unit m is able to classify concept c . We consider those units with high AP_c^m as internal condition experts for concept c , each accumulating evidence in $p(y = c|x)$. To control $p(y = c|x)$ we force the top-K experts to be active. The larger K, the more concept c will be present in the output, provided that the expert has learnt the concept. Too large K will result in illegible sentences, since $p(y = c|x)$ will dominate $p(x)$ in Eq. (5).

The proposed forcing strategy is inspired by [4], where the authors compute the mean filter response conditioned to the presence of some object in a GAN output image. We adapt their approach to the LM case: (1) we cannot quantify the presence of c , however the output and the input of LMs are tightly related given the sequential decoding, which allows the forcing value to be computed as the median active value when concept c is present in the input (not the output); (2) our quantification strategy is by AP given a binary dataset, while [4] consider CNN filter responses as segmentation masks to compute IOU with a labeled image.

The results in Sec. 6.1 confirm our hypothesis that conditional experts exist in the model, and that the model leverages them to condition generation. Further

K forced	Once upon a time + Generated induced for concept bird%1:05:00 (warm-blooded egg-laying vertebrates)
0 (0%)	, I had a friend who used to teach high school English and he was like, "Oh, all you have to do is just get out there
40 (0.009%)	, many of these treasures were worth hundreds of thousands of dollars.\n But this isn't the first time that a horse has been
60 (0.015%)	, through a freak occurrence, an invasion of house sparrows, which so often reduces the black-browed this nation recreates through
80 (0.019%)	, our own ancestors rode about on chicken-like air wings.\n But this wonder of the air has no such wings.\n Taking down
200 (0.048%)	of year, birds chase each and watching. flot racing form, bird, bird bird bird bird bird bird bird bird bird bird, Bird bird
	Once upon a time + Generated induced for concept lead%1:07:02 (an advantage held by a competitor in a race)
50 (0.012%)	the left-hander would always start at the front in the first two instances, but when Mauricio Gaponi rose to the podium,
	Once upon a time + Generated induced for concept lead%1:27:00 (a soft heavy toxic malleable metallic element)
100 (0.024%)	a crust layer was applied to a partially fortified nickel base, thereby causing to zinc- and copper- ground element cob. The occurrence of those metal and chrome

Table 4: Examples of generated sentences using GPT2-L with initial context *Once upon a time*, sorted by the number of top experts for different WordNet concepts. In parenthesis the percentage of experts forced out of the total 414720 units analyzed. For concept bird%1:05:00, the presence of the concept increases as we force more experts, empirically proving the impact of expert forcing on $p(y = c|x)$ in (5). The percentage of experts required is extremely low, saturating at 200 experts (0.048%) in this example, where $p(y = c|x)$ already dominates $p(x)$ in (5). We also show generated sentences for concepts lead%1:27:00 and lead%1:07:02, showing the model’s ability to capture the meaning of the concept.

exploration in the generative field, although extremely interesting, is out of scope for this work.

6.1. Results on conditioned text generation

Expert units can be used beyond model evaluation. In this experiment, we use experts units for text generation. The objective is threefold: (1) to demonstrate that ranking units by AP_c^m is a suitable strategy to find the experts for concept c ; (2) to prove expert units are causal in the setting of LM, empirically showing that we can control $p(y = c|x)$ in Eq. (5); and (3) to show that LMs can be conditioned without training or using additional parameters. Table 4 illustrates the generation of sentences using GPT2-L while forcing the top-K experts for WordNet concept bird%1:05:00, as explained in Sec. 6. The decoding strategy is by nucleus filtering with $p = 0.9$ [15]. We observe how the presence of the concept gradually increases as we increase K, and that it saturates at about 200 experts forced. This result empirically explains Eq. (5), showing that K controls $p(y = c|x)$ until saturation, when the effect of $p(x)$ (generate plausible sentences) is not evident anymore. The number of experts forced is extremely low, saturating at 200 experts (or 0.048% of the 414720 units analyzed for GPT2-L), showing how LMs dedicate very selective units to specific concepts. This result draws

a parallelism between the behavior of TMs and that of human brains [22]. Extended results in Appendix D.

7. Limitations of the method

On the data We have proposed a data-driven approach, thus being limited to the presented data. The proposed dataset in Sec. 3 is weakly annotated, and there are inconsistencies inherent in the source OneSec dataset. The more diverse and accurate the concept dataset, the better it will help evidence the generalization power of TMs.

On individual expert units We have shown that individual expert units can be interpreted as experts for specific concepts, specially in the *sense* category. It is possible, but not yet explored, that more complex concepts such as *homograph*, require a more complex expert such as a set of units.

On the compute requirements Finding experts in TMs (Sec. 4.1) is an exhaustive task that implies some memory and compute requirements. A forward pass over the dataset is required and is the most demanding step. The proposed dataset in Sec. 3 consists of 1641 concepts with an average of $1.5K$ sentences each, thus

$\sim 2.5M$ sentences. According to the benchmark in the Transformers repository, the average GPU inference time for BERT-B for sentences of 128 tokens is 9ms, which translates into 6.15 hours for the whole dataset. Our method can be parallelized per concept, thus with 8 GPUs the total time is reduced to 45 minutes. The computed $AP_c^m \forall m, c$ requires, in the GPT2-L case, 414720×1641 floats $\approx 2.5GB$ plus overhead, such as unit naming. For comparison, a single evaluation of BERT-B on SQuAD v1.1 takes 24min. But several evaluations are required for hyper-parameter tuning and statistical significance. Summing up, evaluating on SQuAD v1.1/2.0 plus all GLUE tasks is more demanding than our proposed evaluation.

8. Conclusions

We have defined expert units in the context of TMs and proposed a method to identify and rank them with respect to a specific concept. Our results show that generalization of TMs is related to the presence of both diverse and high-performant experts. We also have shown how the top experts for different concepts can be used to analyze concept co-learning, and how this co-learning can be used for concept explainability. In addition, we have proposed a method to condition the output of language models by forcing its top experts identified for a concept. Such conditioning is applied to pre-trained models, without requiring re-training or using additional parameters, leveraging the actual model knowledge. A parallelism between the presence of experts units in TMs and the presence of specialized filters in image processing CNNs/GANs has been suggested, as well as with the presence of specialized structures in the human brain. Our findings open new avenues of research, such as conditioning language models on their own knowledge or improving training leveraging the presence of experts.

References

[1] J. Adebayo, J. Gilmer, M. Muelly, I. Goodfellow, M. Hardt, and B. Kim. Sanity checks for saliency maps. *NeurIPS*, 2018.

[2] Y. Adi, E. Kermany, Y. Belinkov, O. Lavi, and Y. Goldberg. Fine-grained analysis of sentence embeddings using auxiliary prediction tasks. *ICLR*, 2017.

[3] D. Bau, B. Zhou, A. Khosla, A. Oliva, and A. Torralba. Network dissection: Quantifying interpretability of deep visual representations. *CVPR*, 2017.

[4] D. Bau, J.-Y. Zhu, H. Strobel, Z. Bolei, J. B. Tenenbaum, W. T. Freeman, and A. Torralba. Gan dissection: Visualizing and understanding generative adversarial networks. *ICLR*, 2019.

[5] Y. Bengio, R. Ducharme, P. Vincent, and C. Janvin. A neural probabilistic language model. *Journal of Machine Learning Research*, pages 1137–1155, 2003.

[6] M. Chen, Q. Tang, S. Wiseman, and K. Gimpel. A multi-task approach for disentangling syntax and semantics in sentence representations. *NAACL*, 2019.

[7] K. Clark, U. Khandelwal, O. Levy, and C. D. Manning. What does bert look at? an analysis of bert’s attention. *ACL*, 2019.

[8] A. Conneau, G. Kruszewski, G. Lample, L. Barrault, and M. Baroni. What you can cram into a single vector: Probing sentence embeddings for linguistic properties. *ACL*, 2018.

[9] J. Devlin, M.-W. Chang, K. Lee, and K. Toutanova. Bert: Pre-training of deep bidirectional transformers for language understanding. *NAACL*, 2018.

[10] A.-K. Dombrowski, M. Alber, C. J. Anders, M. Ackermann, K.-R. Müller, and P. Kessel. Explanations can be manipulated and geometry is to blame. *NeurIPS*, 2019.

[11] R. Fong and A. Vedaldi. Net2vec: Quantifying and explaining how concepts are encoded by filters in deep neural networks. *CVPR*, 2018.

[12] R. Ghaeini, X. Fern, and P. Tadepalli. Interpreting recurrent and attention-based neural models: a case study on natural language inference. *EMNLP*, 2018.

[13] N. Hill and W. Schneider. Brain changes in the development of expertise: Neuroanatomical and neurophysiological evidence about skill-based adaptations. *The Cambridge Handbook of Expertise and Expert Performance.*, 2006.

[14] G. E. Hinton. Products of experts. *ICANN*, 1999.

- [15] A. Holtzman, J. Buys, M. Forbes, and Y. Choi. The curious case of neural text degeneration. *arXiv preprint arXiv:1904.09751*, 2019.
- [16] J. Howard and S. Ruder. Universal language model fine-tuning for text classification. *ACL*, 2018.
- [17] Z. Hu, Z. Yang, X. Liang, R. Salakhutdinov, and E. P. Xing. Toward controlled generation of text. *ICML*, 2017.
- [18] N. S. Keskar, B. McCann, L. Varshney, C. Xiong, and R. Socher. CTRL - A Conditional Transformer Language Model for Controllable Generation. *arXiv preprint*, 2019.
- [19] G. Lample and A. Conneau. Cross-lingual language model pretraining. *arXiv preprint arXiv:1901.07291*, 2019.
- [20] N. F. Liu, M. Gardner, Y. Belinkov, M. E. Peters, and N. A. Smith. Linguistic knowledge and transferability of contextual representations. *NAACL*, 2019.
- [21] Y. Liu, M. Ott, N. Goyal, J. Du, M. Joshi, D. Chen, O. Levy, M. Lewis, L. Zettlemoyer, and V. Stoyanov. Roberta: A robustly optimized bert pretraining approach. *arXiv preprint arXiv:1907.11692*, 2019.
- [22] F. Najafi, G. F. Elsayed, R. Cao, E. Pnevmatikakis, P. E. Latham, J. P. Cunningham, and A. K. Churchland. Excitatory and inhibitory subnetworks are equally selective during decision-making and emerge simultaneously during learning. *Neuron*, 2019.
- [23] A. Nguyen, J. Yosinski, Y. Bengio, A. Dosovitskiy, and J. Clune. Plug & play generative networks: Conditional iterative generation of images in latent space. *CVPR*, 2017.
- [24] T. Niven and H.-Y. Kao. Probing neural network comprehension of natural language arguments. *ACL*, 2019.
- [25] Nvidia. Megatron-lm. <https://github.com/nvidia/megatron-lm>, 2019.
- [26] Princeton University. Wordnet: A lexical database for english. <https://wordnet.princeton.edu>.
- [27] A. Radford, J. Wu, R. Child, D. Luan, D. Amodei, and I. Sutskever. Language models are unsupervised multitask learners. *arXiv preprint*, 2019.
- [28] P. Rajpurkar, R. Jia, and P. Liang. Know what you don’t know: Unanswerable questions for squad. *ACL*, 2018.
- [29] P. Rajpurkar, J. Zhang, K. Lopyrev, and P. Liang. Squad: 100,000+ questions for machine comprehension of text. *EMNLP*, 2016.
- [30] A. Romanov, A. Rumshisky, A. Rogers, and D. Donahue. Adversarial decomposition of text representation. *NAACL*, 2019.
- [31] V. Sanh, L. Debut, J. Chaumond, and T. Wolf. Distilbert, a distilled version of bert: smaller, faster, cheaper and lighter. *arXiv preprint*, 2019.
- [32] B. Scarlini, T. Pasini, and R. Navigli. Just “onsec” for producing multilingual sense-annotated data. *ACL*, 2019.
- [33] I. Tenney, P. Xia, B. Chen, A. Wang, A. Poliak, R. T. McCoy, N. Kim, B. V. Durme, S. R. Bowman, D. Das, and E. Pavlick. What do you learn from context? probing for sentence structure in contextualized word representations. *ICLR*, 2019.
- [34] L. van der Maaten and G. Hinton. Visualizing data using t-SNE. *Journal of Machine Learning Research*, 2008.
- [35] A. Vaswani, N. Shazeer, N. Parmar, J. Uszkoreit, L. Jones, A. N. Gomez, Łukasz Kaiser, and I. Polosukhin. Attention is all you need. *NIPS*, 2017.
- [36] A. Wang, A. Singh, J. Michael, F. Hill, O. Levy, and S. R. Bowman. GLUE: A multi-task benchmark and analysis platform for natural language understanding. *ICLR*, 2019.
- [37] T. Wolf, L. Debut, V. Sanh, J. Chaumond, C. Delangue, A. Moi, P. Cistac, T. Rault, R. Louf, M. Funtowicz, and J. Brew. Huggingface’s transformers: State-of-the-art natural language processing. *ArXiv preprint*, abs/1910.03771, 2019.
- [38] Z. Yang, Z. Dai, Y. Yang, J. Carbonell, R. Salakhutdinov, and Q. V. Le. Xlnet: Generalized autoregressive pretraining for language understanding. *NeurIPS*, 2019.

Appendices

A. Concept distribution for all models considered

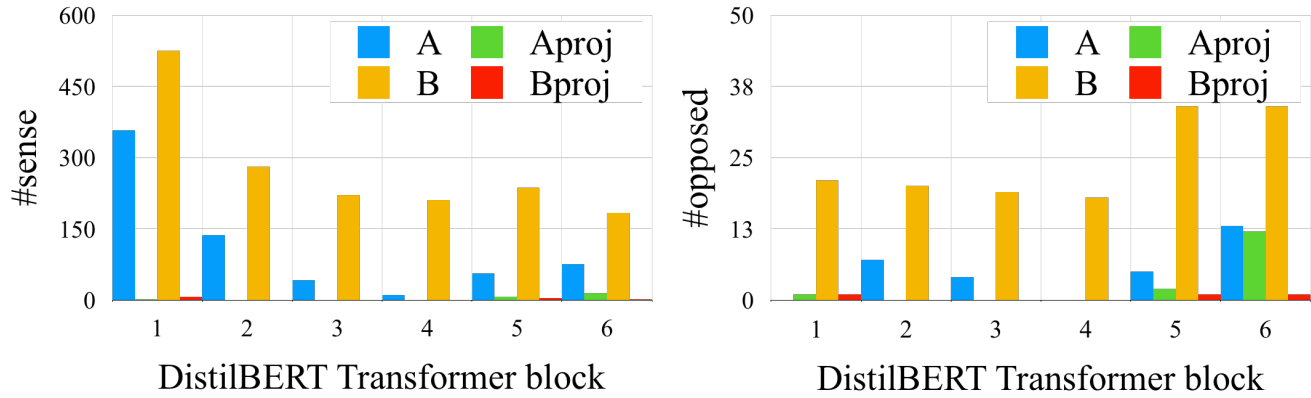


Figure 5: Concept distribution per layer at $\gamma = 0.95$ for model DistilBERT.

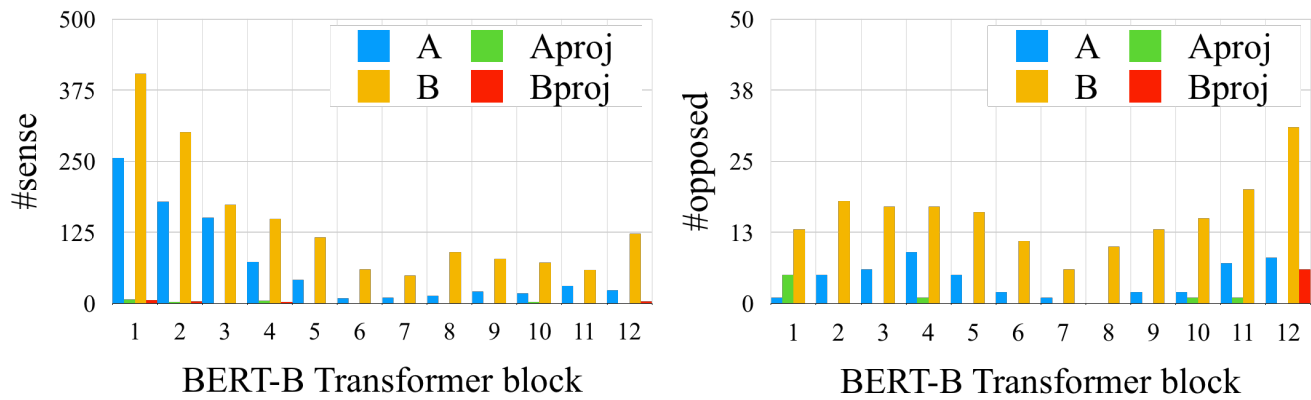


Figure 6: Concept distribution per layer at $\gamma = 0.95$ for model BERT-B.

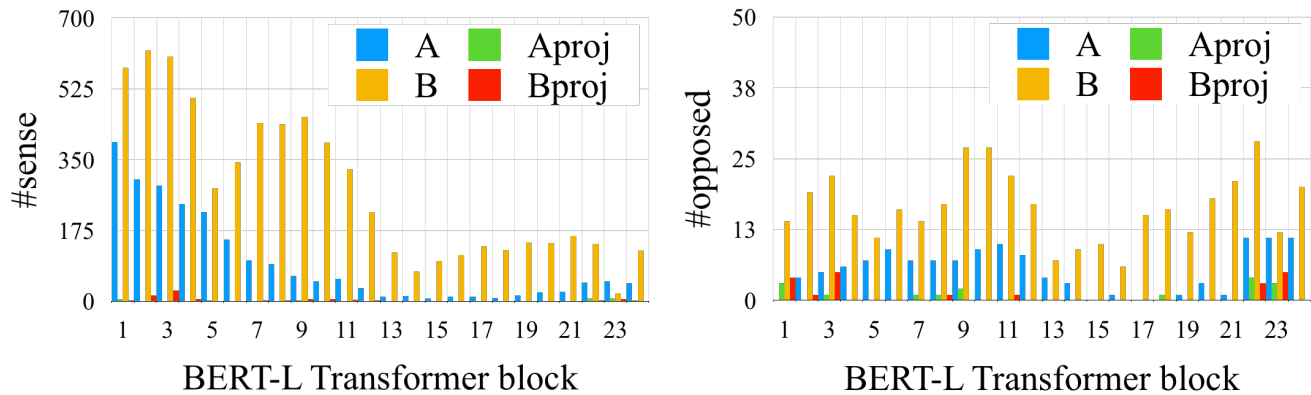


Figure 7: Concept distribution per layer at $\gamma = 0.95$ for model BERT-L.

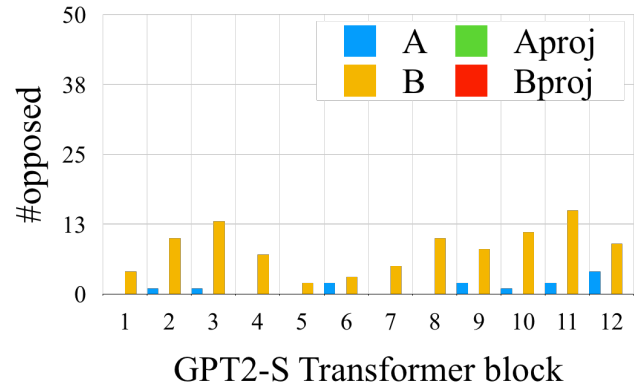
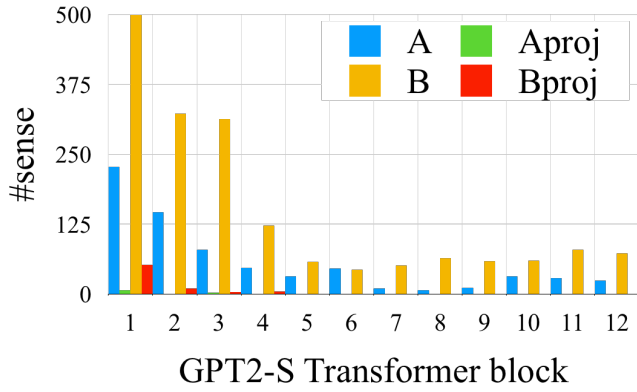


Figure 8: Concept distribution per layer at $\gamma = 0.95$ for model GPT2-S.

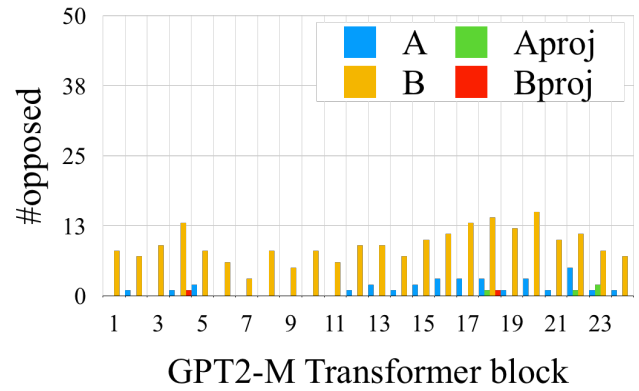
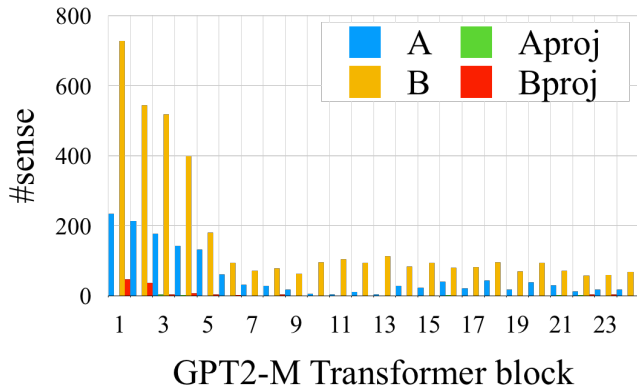


Figure 9: Concept distribution per layer at $\gamma = 0.95$ for model GPT2-M.

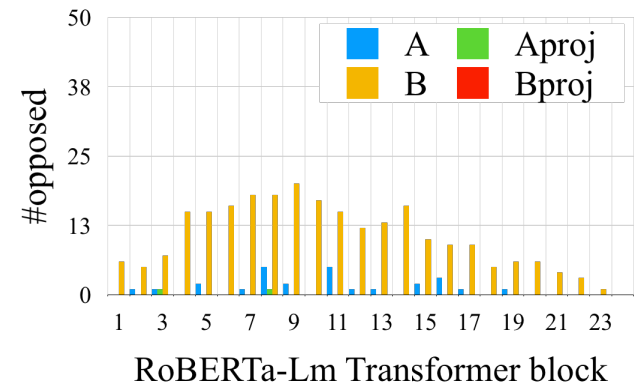
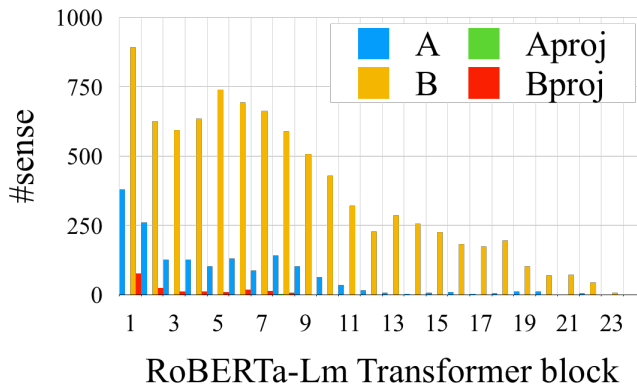


Figure 10: Concept distribution per layer at $\gamma = 0.95$ for model RoBERTa-Lm.

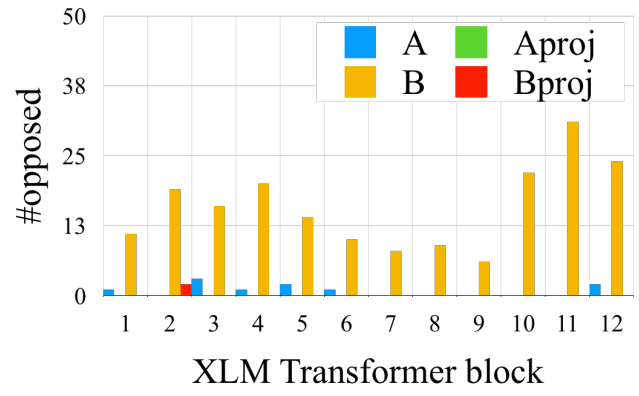
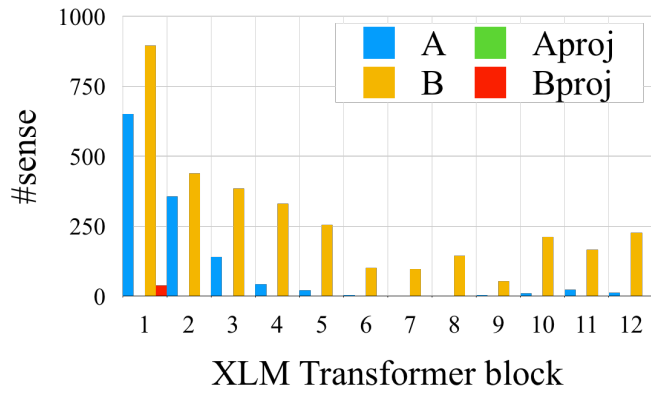


Figure 11: Concept distribution per layer at $\gamma = 0.95$ for model XLM.

B. Performance of the considered models on downstream tasks

Model	BERT-B	BERT-L	Distilbert	RoBERTa-L	XLM
Model size	110M	330M	66M	355M	667M
GLUE Score	78.3	80.5	76.8	88.5	83.1
CoLA	52.1	60.5	49.1	67.8	62.9
SST-2	93.5	94.9	92.7	96.7	95.6
MRPC (acc)	88.9	89.3	90.2	92.3	90.7
MRPC (F1)	84.8	85.4	89.8	87.1	-
STS-B (p)	87.1	87.6	90.7	92.2	88.8
STS-B (s)	85.8	86.5	-	91.9	88.2
QQP (acc)	71.2	72.1	-	74.3	73.2
QQP (F1)	89.2	89.3	89.2	90.2	89.8
MNLI-m	84.6	86.7	81.8	90.8	89.1
MNLI-mm	83.4	85.9	-	90.2	88.5
QNLI	90.5	92.7	90.2	98.9	94
RTE	66.4	70.1	62.9	88.2	76
WNLI	65.1	65.1	44.4	89	71.9
AX	34.2	39.6	-	48.7	44.7
SQuAD 1.1 (F1)	88.5	91.5	86.9	94.6	-
SQuAD 2.0 (F1)	76.3	85.81	-	89.8	-

Table 5: Performance of the considered models on various downstream tasks, as reported in the reference papers. Not all models report performance on all tasks.

C. Concept co-learning extended results

Concept	Type	Overlap	WordNet definition
chair%1:06:00	sense	1.000	a seat for one person, with a support for the back
table%1:06:01	sense	0.458	a piece of furniture having a smooth flat top that is usually supported by one or more vertical legs
bed%1:06:00	sense	0.361	a piece of furniture that provides a place to sleep
cup%1:06:00	sense	0.341	a small open container usually used for drinking; usually has a handle
table%1:06:01 VS. table%1:14:00	homograph	0.336	a piece of furniture having a smooth flat top that is usually supported by one or more vertical legs VS. a set of data arranged in rows and columns
floor%1:06:00	sense	0.328	the inside lower horizontal surface (as of a room, hallway, tent, or other structure)
chair%1:04:00	sense	1.000	the position of professor
chair%1:04:00 VS. chair%1:06:00	homograph	0.575	the position of professor VS. a seat for one person, with a support for the back
fellow%1:18:02	sense	0.371	a friend who is frequently in the company of another
director%1:18:03	sense	0.297	member of a board of directors
administration%1:04:00	sense	0.243	a method of tending to or managing the affairs of a some group of people (especially the group's business affairs)
member%1:18:00	sense	0.241	one of the persons who compose a social group (especially individuals who have joined and participate in a group organization)
suspension%1:28:00	sense	1.000	a time interval during which there is a temporary cessation of something
suspension%1:28:00 VS. suspension%1:27:00	homograph	0.522	a time interval during which there is a temporary cessation of something VS. a mixture in which fine particles are suspended in a fluid where they are supported by buoyancy
recovery%1:11:00	sense	0.398	return to an original state
season%1:28:02	sense	0.396	a period of the year marked by special events or activities in some field
prospect%1:26:00	sense	0.387	the possibility of future success
attempt%1:04:00	sense	0.380	earnest and conscientious activity intended to do or accomplish something
suspension%1:27:00	sense	1.000	a mixture in which fine particles are suspended in a fluid where they are supported by buoyancy
solution%1:27:00	sense	0.492	a homogeneous mixture of two or more substances; frequently (but not necessarily) a liquid solution
deposit%1:19:00	sense	0.438	the phenomenon of sediment or gravel accumulating
material%1:27:00	sense	0.432	the tangible substance that goes into the makeup of a physical object
powder%1:27:00	sense	0.415	a solid substance in the form of tiny loose particles; a solid that has been pulverized
crystal%1:27:00	sense	0.413	a solid formed by the solidification of a chemical and having a highly regular atomic structure
phone%1:06:00	sense	1.000	electronic equipment that converts sound into electrical signals that can be transmitted over distances and then converts received signals back into sounds
subscriber%1:18:01	sense	0.423	someone who contracts to receive and pay for a service or a certain number of issues of a publication
talk%1:10:00	sense	0.344	an exchange of ideas via conversation
need%1:17:00 VS. need%1:26:00	homograph	0.328	anything that is necessary but lacking VS. a condition requiring relief
user%1:18:00	sense	0.321	a person who makes use of a thing; someone who uses or employs something
message%1:10:01	sense	0.320	a communication (usually brief) that is written or spoken or signaled
phone%1:10:00	sense	1.000	(phonetics) an individual sound unit of speech without concern as to whether or not it is a phoneme of some language
phone%1:10:00 VS. phone%1:06:00	homograph	0.412	(phonetics) an individual sound unit of speech without concern as to whether or not it is a phoneme of some language VS. electronic equipment that converts sound into electrical signals that can be transmitted over distances and then converts received signals back into sounds
letter%1:10:01	sense	0.362	the conventional characters of the alphabet used to represent speech
american%1:10:00 VS. american%1:18:00	homograph	0.335	the English language as used in the United States VS. a native or inhabitant of the United States
word%1:10:00	sense	0.330	a unit of language that native speakers can identify
form%1:10:00	sense	0.297	the phonological or orthographic sound or appearance of a word that can be used to describe or identify something

Table 6: Top-5 concepts co-learned with a query *sense* concept (represented by an overlap of 1.0) for model RoBERTa-L. Observe how the concepts that maximally overlap with each query are strongly related with the definition of the query, even when the word representing the query is the same.

Concept	Type	Overlap	WordNet definition
market%1:04:00	sense	1.000	the world of commercial activity where goods and services are bought and sold
economy%1:14:00	sense	0.388	the system of production and distribution and consumption
market%1:14:00	sense	0.353	the customers for a particular product or service
capital%1:21:01	sense	0.349	assets available for use in the production of further assets
labor%1:14:00	sense	0.304	a social class comprising those who do manual labor or work for wages
wealth%1:26:00	sense	0.267	the state of being rich and affluent; having a plentiful supply of material goods and money
market%1:14:00	sense	1.000	the customers for a particular product or service
market%1:04:00	sense	0.353	the world of commercial activity where goods and services are bought and sold
industry%1:14:00	sense	0.221	the people or companies engaged in a particular kind of commercial enterprise
banking%1:04:00	sense	0.211	transacting business with a bank; depositing or withdrawing funds or requesting a loan etc.
market%1:14:00 VS. market%1:04:00	homograph	0.208	the customers for a particular product or service VS. the world of commercial activity where goods and services are bought and sold
leader%1:06:00	sense	0.198	a featured article of merchandise sold at a loss in order to draw customers

Table 7: Example of *sense* concepts that have similar meanings (model RoBERTa-L). Both query concepts are represented by the word *market*, but they overlap strongly with the other query concept. Actually, the *homograph* concept market%1:04:00 VS. market%1:14:00 achieves a low $AP_c^* = 0.523$.




Figure 12: t-SNE projection of the concept representations s_c proposed in Sec. 5. Zoom-in on concepts chair%1:04:00 and chair%1:06:00, whose meaning can easily be explained by their neighbors. The t-SNE projection is an alternative view of the nearest neighbor results shown in Table 6. In orange *homograph* concepts.



Figure 13: t-SNE projection of the concept representations s_c proposed in Sec. 5. Zoom-in on concepts `right%1:07:00` and `right%1:15:00`, whose meaning can easily be explained by their neighbors. In orange *homograph* concepts.

D. Conditioned generation extended results

K forced	WordNet concept	AP_c^*	Context + Generated (conditioned to concept)
60	elevator%1:06:00	0.9999	In a shocking finding, scientist discovered a herd of unicorns living in a remote, previously unexplored valley, in the Andes Mountains. Even more surprising to the researchers was the fact that the unicorns spoke perfect English. The two scientists were unable to solve a problem in their research when they started a great deal of unusual levitation and deceleration, which blew them up a few hundred feet and dropped them back to the ground.
60	smoke%1:19:00	0.9999	In a shocking finding, scientist discovered a herd of unicorns living in a remote, previously unexplored valley, in the Andes Mountains. Even more surprising to the researchers was the fact that the unicorns spoke perfect English. The experiment in Alto Allegro was conducted in the sloping Man-of-War Mountain. This was a truly historic event! Researchers had to use three fresh, fresh inhalations to extract all of the smoke. The study has been approved by the Spanish government
60	gold%1:21:00	0.9996	In a shocking finding, scientist discovered a herd of unicorns living in a remote, previously unexplored valley, in the Andes Mountains. Even more surprising to the researchers was the fact that the unicorns spoke perfect English. Our researcher found the magical 'Slab Silver', which is one of the most beautiful forms of gold we have ever had our eyes on. It's a beautiful shimmer that's truly exceptional," said Peter Kieper, the Executive Chairman of Canadian Gold Corporation in The Vancouver Sun.
60	frustration%1:12:00	0.9984	In a shocking finding, scientist discovered a herd of unicorns living in a remote, previously unexplored valley, in the Andes Mountains. Even more surprising to the researchers was the fact that the unicorns spoke perfect English. Even though we had spent a lot of time just to find the path that could lead to the species, we did not have success," has an Indian scientist, taking measurements from a lone unicorn on the walls of a remote mountain, wearing brightly red patches of clothing.
60	retirement%1:26:00	0.9981	In a shocking finding, scientist discovered a herd of unicorns living in a remote, previously unexplored valley, in the Andes Mountains. Even more surprising to the researchers was the fact that the unicorns spoke perfect English. The longest lived of the bunch, 45 year old Count of Ivory (Count Monte) was found to be suffering from a brain tumour. Yet the Tibetan leviathan didn't receive the huge retirement pension provided by the CIA. He died peacefully at the age of 75 in April in a spa

Table 8: Extended results on successful conditioned generation. All the concepts shown have an $AP_c^* \geq \gamma^*$. We borrow the context from the OpenAI GPT2 work [27]

K forced	WordNet concept	AP_c^*	Context + Generated (conditioned to concept)
40	work%1:06:00	0.8508	Once upon a time, in an ancient palace at the heart of history, a was on. Magic, symbolism, decadence and tragedy. Everything had come up, balancing with the architect's.\n\nA madman's museum. A thing of daub. Now, it's hide and clay and mud and dirt
70	work%1:06:00	0.8508	Once upon a time-spotted bench). Now I met my tools,,,, work, work.< endoftext >Raw Products Kretzer Top Tube Process\n\nPROTECT SHOP:\n\nDay 1: Screening on the work bench.\n\n\n1. Beaksiewerk procedure - drill build
100	work%1:06:00	0.8508	Once upon a time of WARD will i means to out out any.\n:,. So! Work- WORK WORK WORK WORK W WORK WORK WORK WORK\n WORK WORK\n work work work\n work\n work work work work work work work work work work. work work work work work work work work work
200	work%1:06:00	0.8508	Once upon a time of that done by... uses of such done object\n\n of.\n 28, 37\n WORK WORK WORK... work article... delivery.. (bench work\n call really work\n out\n work work work 40 work product if 5 40 work work 50\n work work 35 means 34 twenty block 29 individual

Table 9: Extended results on unsuccessful conditioned generation. The concept has $AP_c^* \ll \gamma^*$, and we observe how the model struggles to produce legible sentences.

E. Concept list

The *sense* concepts considered are listed in Tables 10, 11, 12, 13 and *homograph* concepts in Table 14. Concepts are sorted by the AP_c^* obtained by GPT2-L, to illustrate how concepts are acquired.

Note that the meaning of the concept is important. For example, concept `one%1:23:00` (the smallest whole number or a numeral representing this number, *e.g. he has the one but will need a two and three to go with it*; *"they had lunch at one"*) achieves a $AP_c^* = 0.9885$, while concept `one%1:09:00` (a single person or thing, *e.g. "he is the best one"*; *"this is the one I ordered"*) only achieves $AP_c^* = 0.8779$.

Details on the annotations Each sentence in the OneSec dataset [32] is annotated as in the following example:

```
<instance docsrc="Indigenous architecture" id="shelter.00002">
  <answer instance="shelter.00002" senseid="shelter%1:06:00::" />
  <context>
    Types There are three traditional types of igloos ,
    all of different sizes and used for different purposes.
    The smallest were constructed as temporary
    <head>shelters</head>
    , usually only used for one or two nights .
  </context>
</instance>
```

The `senseid` label is the one of the marked word (*shelters* in this example, between `<head>` and `</head>`). We use the `senseid` as follows. The part before the `%` is called *lemma*, while the remaining numbers uniquely identify the concept in WordNet. We parse all the sentences for a given `senseid` to create the positive sentences of each concept, only keeping those `senseid` with more than 100 sentences. As explained in Sec. 3, the negative sentences of *sense* concepts are randomly selected from all the `senseid` with different *lemma* than the positive ones, while the negative sentences of the *homograph* concepts are those with different `senseid` but same *lemma*.

AP _c [*]	<i>sense</i> concept	AP _c [*]	<i>sense</i> concept	AP _c [*]	<i>sense</i> concept
0.9541	word%1:10:03	0.9370	leader%1:06:00	0.9168	research%1:09:00
0.9540	politician%1:18:01	0.9366	student%1:18:01	0.9167	cause%1:10:00
0.9538	rate%1:21:00	0.9366	front%1:15:01	0.9162	farmer%1:18:01
0.9536	operation%1:04:06	0.9362	circumstance%1:26:02	0.9159	cleveland%1:18:00
0.9534	color%1:07:03	0.9355	community%1:21:00	0.9155	side%1:14:00
0.9532	participant%1:18:01	0.9341	order%1:07:01	0.9153	show%1:10:03
0.9530	value%1:07:00	0.9338	hope%1:12:01	0.9149	story%1:10:00
0.9518	lady%1:18:01	0.9336	cost%1:07:00	0.9145	change%1:24:00
0.9518	victim%1:18:00	0.9333	company%1:14:03	0.9116	cell%1:03:00
0.9515	education%1:09:00	0.9333	statement%1:10:02	0.9109	extent%1:07:00
0.9514	name%1:26:00	0.9323	series%1:10:01	0.9069	law%1:10:00
0.9513	family%1:14:00	0.9312	air%1:27:00	0.9058	industry%1:04:00
0.9506	line%1:14:03	0.9310	regard%1:09:01	0.9054	altar%1:06:00
0.9505	paper%1:10:01	0.9305	france%1:18:00	0.9051	response%1:04:01
0.9502	stone%1:06:00	0.9299	relation%1:04:01	0.9049	system%1:14:00
0.9501	book%1:06:00	0.9293	time%1:11:00	0.9009	decade%1:23:00
0.9498	moon%1:17:02	0.9292	performance%1:04:01	0.8987	career%1:04:01
0.9498	view%1:09:02	0.9290	america%1:17:00	0.8977	government%1:04:00
0.9495	opponent%1:18:00	0.9283	point%1:09:00	0.8976	history%1:10:00
0.9495	movement%1:04:04	0.9282	policy%1:10:00	0.8951	standing%1:26:00
0.9494	grade%1:26:00	0.9280	will%1:09:01	0.8950	process%1:09:00
0.9493	damage%1:11:01	0.9276	selection%1:14:00	0.8939	day%1:28:03
0.9493	club%1:14:00	0.9274	loan%1:10:00	0.8938	amount%1:07:00
0.9484	sale%1:04:02	0.9271	case%1:26:00	0.8928	service%1:04:00
0.9476	foundation%1:14:00	0.9268	structure%1:07:00	0.8926	theory%1:09:00
0.9469	child%1:18:01	0.9263	meeting%1:14:01	0.8867	basis%1:09:00
0.9467	file%1:14:00	0.9257	body%1:14:00	0.8861	city%1:15:01
0.9466	month%1:28:00	0.9255	age%1:28:02	0.8790	people%1:14:01
0.9464	commitment%1:07:01	0.9255	car%1:06:01	0.8787	high%1:07:00
0.9461	constituent%1:18:00	0.9254	end%1:28:00	0.8779	one%1:09:00
0.9457	diner%1:06:00	0.9252	class%1:14:03	0.8734	area%1:09:00
0.9454	impact%1:19:00	0.9250	player%1:18:02	0.8732	house%1:14:01
0.9453	example%1:09:02	0.9246	relative%1:05:00	0.8693	world%1:14:01
0.9449	nature%1:07:02	0.9246	street%1:06:01	0.8668	state%1:03:00
0.9447	event%1:26:00	0.9243	rule%1:09:01	0.8640	man%1:18:03
0.9438	type%1:18:00	0.9226	activity%1:26:00	0.8637	standing%1:10:00
0.9435	plan%1:09:01	0.9225	american%1:10:00	0.8582	outpost%1:14:00
0.9425	member%1:24:00	0.9224	reference%1:10:03	0.8578	form%1:09:01
0.9421	letter%1:10:01	0.9220	institution%1:06:00	0.8508	work%1:06:00
0.9420	kid%1:27:00	0.9218	development%1:22:02	0.8481	use%1:07:00
0.9416	addition%1:04:02	0.9217	part%1:06:00	0.8478	canon%1:18:00
0.9414	result%1:10:00	0.9206	program%1:09:01	0.8242	year%1:28:02
0.9413	claim%1:10:02	0.9206	method%1:04:00	0.8198	ringer%1:18:02
0.9390	enterprise%1:04:00	0.9203	place%1:15:04	0.7439	time%1:28:05
0.9387	fund%1:21:01	0.9197	investigation%1:04:00		
0.9386	adaptation%1:22:00	0.9193	thing%1:04:00		
0.9385	characteristic%1:07:00	0.9190	way%1:04:01		
0.9384	group%1:27:00	0.9189	country%1:15:00		
0.9380	resident%1:18:01	0.9180	effect%1:07:00		
0.9374	net%1:06:01	0.9168	material%1:10:00		

Table 13: List of *sense* concepts considered (4/4), sorted by the AP_c^{*} obtained by GPT2-L.

