

COVID-19 Vaccine Hesitancy and Information Diffusion: An Agent-based Modeling Approach

Pooria Taghizadeh Naderi¹, Ali Asgary², Jude Kong², Jianhong Wu², and
Fattaneh Taghiyareh¹

¹University of Tehran

²York University

Abstract

Despite the unprecedented success in rapid development of several effective vaccines against the Cov-SARS-2, global vaccination rollout efforts suffer from vaccine distribution inequality and vaccine acceptance, leading to insufficient public immunity provided by the vaccine products. While a major current focus in vaccine acceptance research is how to model and inform vaccine acceptance based on social-demographic parameters, characteristics of vaccine acceptance are not well understood and in particular it is not known whether and how information diffusion influences vaccine acceptance. This study examines how information diffusion can change vaccine acceptance by developing a comprehensive computational model with agent-based simulation technique to overcome the modeling and quantification complexity associated with socio-demographics, vaccine types, population statistics, and information diffusion. Our analyses, calibrated by the vaccine acceptance survey data from the provinces and territories of Canada, provide clear evidence that propagation of information can greatly influence vaccine acceptance rates. The results illustrate that spread of negative messages about the COVID-19 vaccines can cause significant vaccine hesitancy that challenges the goal of a high public immunity provided by the vaccines. Our findings might help solve the vaccine hesitancy problem by focusing more on individuals' opinions and behavior.

1 Introduction

Since the beginning of the COVID-19 pandemic, the vaccine has been considered a key solution to end the crisis. While many vaccine developers have been working towards developing effective vaccines, vaccine development and production alone are not enough to provide public immunity. Adequate number of people must be fully vaccinated to create immunity in the population. Vaccine hesitancy poses a challenge Malik et al. (2020); Higgins et al. (2021); Loomba et al. (2021); Bloom et al. (2020); Salali and Uysal (2020) and is increasingly becoming a vital factor in the vaccination process. There are intensive discussions about vaccine acceptance among policymakers, academic researchers, and the general public. Several studies, such as Kwok et al. (2021); Gagneux-Brunon et al. (2021); DeRoo et al. (2020); Detoc et al. (2020), have assessed vaccine hesitancy in nations, and it is apparent that there is a considerable unwillingness in different countries that may negatively impact the vaccination rate for the Cov-SARS-2. Unlike the previous pandemics and diseases, information and misinformation about vaccines are spread rapidly among the public through mass media and social media during the COVID-19 pandemic. Therefore, understanding the flow of information within social media platforms can help predicting how a product is accepted or refused in the society and what elements can promote its acceptance or wider use Naderi and Taghiyareh (2021).

An individual's decision to be vaccinated or not is influenced by personal, social, and political factors, including information received from family members, friends, peers and users of online social networks. In order to develop effective vaccination strategies and interventions, it is critical to learn how social influences impact vaccine acceptance. Several factors such as vaccine safety, disease severity, and the vaccine price play a key role in an individual's vaccination decision. However, few studies have been conducted to assess how individuals' beliefs and social ties influence vaccine acceptance. In particular, individuals'

beliefs may change after exposure to feedback and comments from those family members, friends, coworkers and other users sharing the social media platform who have received the vaccine.

The main goal of this study is to examine how different factors, particularly social influences, impact individuals' decisions to take a vaccine and vaccine propagation in a community using agent-based modeling and analysis. We believe that we have designed an innovative simulation toolkit to study vaccine acceptance that can be used in different societies. In our platform, we have incorporated mechanisms to quantify the importance of information diffusion. Our research and simulation tool could be a useful aid for decision-makers because they give them a reliable platform to examine and test their decisions. using the simulation tool, it is possible to measure how promoting positive messages through social media, advertisements, and national media campaigns might increase vaccine acceptance in the region or the country.

2 Background and literature review

In response to the COVID-19 pandemic, many studies have been conducted to understand vaccine acceptance, vaccine hesitancy, and vaccine social influence. Based on our literature review, most of these studies focus on COVID-19 vaccine acceptance in general (28 articles), followed by much empirical research on COVID-19 vaccine acceptance in a specific country (16 articles). Very few studies have used modeling and simulation approaches for examining vaccine acceptance and propagation (3 articles).

2.1 Vaccine acceptance in general

Empirical research results show that despite vaccine availability, vaccination hesitancy has typically been observed uncontrolled and varies widely among different countries Sallam

(2021). UK residents, for instance, displayed the lowest hesitancy level of 10.1%, while Kuwaitis exhibited a very high hesitancy level of 76.4% Sallam (2021); Lazarus et al. (2021). These studies revealed that individuals' characteristics, including age, gender, income, and education contribute to vaccine hesitancy Murphy et al. (2021); Daly and Robinson (2021). Other studies suggested that in the early period of vaccine availability in the market, its hesitancy was much higher Fadda et al. (2020). The study Latkin et al. (2021) also showed that a person's trust in the COVID-19 vaccine and factors contributing to mistrust may play a role in vaccine acceptance in different societies. According to Latkin et al. Latkin et al. (2021), trust is low when people believe or perceive that vaccines were being distributed too soon without adequate testing, data, or proof of success. Mistrust is also linked with uncertainty and lack of knowledge about the long-term side effects, and people who adhere to natural immunity distrust vaccines as a whole or do not like them. According to Latkin et al. (2021), there are also concerns about the efficacy of the COVID-19 vaccines. The study Callaghan et al. (2021) concluded that individuals who do not plan to get vaccinated against COVID-19 do not believe that the vaccine will be safe or effective. Other less significant reasons for vaccine refusal include lack of insurance or financial resources. Several groups believe that they have already contracted COVID-19 and therefore refuse to take vaccine. This study Callaghan et al. (2021) also confirmed that women and African Americans have greater hesitancy regarding COVID-19 vaccination, and they explore the reasons why women and African Americans are less apt to refuse vaccination. It has been reported that women did not pursue vaccination as often as men because they did not consider the vaccine safe or believed that it would not be effective. Moreover, based upon the statistical analysis of differences among races, blacks are more likely than whites to decline vaccination for reasons included in their survey, with statistical signals for safety concerns, effectiveness, inadequate insurance, and financial resources. Another aspect of vaccine acceptance that has not been studied in the past is the average vaccination time. In a survey Muqattash et al. (2020),

participants were asked about vaccination time and its effect on vaccination decisions, and the results indicated that average vaccination times affect vaccine acceptance rates. Studies showed that vaccine prices play a significant role in vaccine hesitancy, and in some countries, free vaccination is the result García and Cerda (2020); Yin et al. (2021); Muqattash et al. (2020). García and Cerda (2020) aimed to estimate the individual's willingness to pay (WTP) in response to a hypothetical COVID-19 vaccine. This study determined that the vaccine's price could affect vaccine acceptance in the society. Their results concur with prior research, which found that the average family income could affect vaccine resistance. Many people believe that the government should finance the vaccine.

2.2 Misinformation

Most studies have focused on individual characteristics like gender, race, education, job, and vaccine attributes like price and expiry dates. However, another crucial aspect that has received less attention is the misinformation that participants receive through social media or their family members and friends. A research by García et al. García and Cerda (2020) involved a randomized controlled trial in the UK and the USA to determine how online misinformation on COVID-19 vaccines influences individuals' intent to protect themselves and others. They asked participants to fill a survey and answer questions related to their intention before being exposed to misinformation. Individuals intent to get vaccinated is influenced by misinformation based on different socioeconomic factors. For example, the UK results showed that unemployed persons are more susceptible to misinformation than employed individuals. Further, whites and lower-income groups in the USA are more vulnerable to misinformation than other racial and ethnic groups. Surprisingly, trusting celebrities is associated with greater resilience to misinformation in the UK than controls. Conversely, trusting family members and friends in the USA is associated with lower resistance to misinformation. The studyChou and Budenz (2020) discussed several methods of leveraging

emotion in vaccine communication for the COVID-19 vaccines, both in the short term to address vaccine hesitancy and in the long term to promote vaccine confidence. They discovered that misinformation about vaccines could be eliminated by making society aware of how misinformation campaigns use negative emotions and beliefs.

The effects of misinformation campaigns on vaccination intentions have been documented in Loomba et al. (2021). However, they have not seemed proportional to how information has reached a person in social media platforms as a complex mix of what media has shown and what others have shared. In the current environment of online social network structures, which result in homophilic social interaction, selective exposure and creation of echo chambers or polarization of opinions can amplify or dampen the spread of misinformation. Current studies introduce many different aspects of vaccine hesitancy which we summarize them in Table 1. However, they were limited by the fact that they do not create a detailed model that would demonstrate similar behaviors to what would occur in the real world in the case of the COVID-19 pandemic.

3 Materials and Method

We develop an agent-based model to describe the vaccine acceptance and the influence of communication, vaccine characteristics, and socio-demographic attributes of individuals. We use AnyLogic Software version 8.7.3. We simulate if and when people accept vaccines and the model assesses the impacts of different communication channels on people's vaccine acceptance behavior. Simulation can run for any period to capture the dynamics of vaccine acceptance over time and demonstrate the latest information about vaccine and disease spread. The simulation has been developed to be run for any country given the initial parameter values is available at country and regional levels within a country. In this paper we apply the model to Canada and its 13 provinces and territories to demonstrate the

Table 1: A snapshot of the main influences on vaccination decision-making among individuals

Hesitancy reasons	Reference
Too new, worried about unforeseen effects, Vaccine fast-tracking	Latkin et al. (2021); Paul et al. (2021)
Compromised immune systems, preference for natural immunity	Latkin et al. (2021); Paul et al. (2021)
Profit distrust, concerns about commercial profiteering	Latkin et al. (2021); Paul et al. (2021)
Current government distrust	Latkin et al. (2021)
Vaccine contents, Vaccine skepticism, Vaccine refusal in general, General mistrust of vaccine benefits, General skepticism, Vaccine being unnecessary, trust in research and in vaccines	Latkin et al. (2021); Ni et al. (2021); Goldman et al. (2020); Paul et al. (2021); Palamenghi et al. (2020)
Virus strain/mutation	Latkin et al. (2021); Loomba et al. (2021)
Doubt in efficacy, Doubt in efficacy, Vaccine Won't be Effective	Latkin et al. (2021); Goldman et al. (2020); Callaghan et al. (2021)
Side effects, Side effects/safety concerns, Vaccine Won't be Safe, Perceived Contraindication	Ni et al. (2021); Goldman et al. (2020); Callaghan et al. (2021)
Perceived low risk of disease, Perceived child not at risk to contract COVID19, Already had COVID-19	Ni et al. (2021); Goldman et al. (2020); Callaghan et al. (2021)
Difficulty or inconvenience in accessing vaccination services	Ni et al. (2021)
Vaccinate if more information available	Goldman et al. (2020)
Lack of Insurance, Lack of Financial Resources	Callaghan et al. (2021)

simulation results. Our agent based model consists of four agent types: Person, Country, Vaccine and Communication.

3.1 Person Agent

The person agent is the major agent in this ABM. Figure 1 shows the main statechart for the Person agent. Once a person agent is created a logistic regression function runs that indicates the initial vaccine acceptance of the person based on the agent's attributes such

as age, gender, education, income, and race (Table 2). The logistic regression (Eq.1) used in this study is based on the previous studies on vaccine hesitancy in different countries and regions Loomba et al. (2021); Lazarus et al. (2021); Borriello et al. (2021); Alqudeimat et al. (2021). For each demographic feature, OR_i indicates the odds ratio, while CO represents the coefficient value that represents the sum of all OR_i , and P stands for vaccine acceptance probability.

$$CO = \sum \log(OR_i)P = \frac{e^{CO}}{e^{CO} + 1} \quad (1)$$

Algorithm 1: Information diffusion algorithm for disbelief state

Result: Next state
 $P, N, Opinion = 0$
while $state \in \{Belief, Disbelief\}$ **do**
 m = new message
 if $m > 0$ **then**
 | P = P + 1
 else
 | N = N + 1
 end
 $Opinion = \frac{P}{P+N}$
 if $state = Belief$ and $Opinion < \theta$ **then**
 | **return** Hesitant
 else
 | **if** $state = Disbelief$ and $Opinion > \theta$ **then**
 | **return** Hesitant
 | **else**
 | Continue
 | **end**
 end
end
return Belief

We assume that all persons are in a hesitant state with the vaccine at the beginning. Their status changes to either Disbelief or Belief states based on the probability we calculated in Eq.1. A person's Hesitant, Disbelief and Belief states are influenced by the information

received from different sources including friends, media and government. In order to measure positive and negative information diffusion, we used a threshold-based algorithm Singh et al. (2018), which counts the number of positive and negative information users may receive in each step. Based on the algorithm 1, we decide to change the user state from the Belief or the Disbelief to Hesitant at an appropriate rate. This algorithm requires two input parameters, Teta and InfoEffect. Teta is used to control when a person changes his/her state, and InfoEffect measures how quickly an agent moves from the Belief state or the Disbelief state to the Hesitant state. For example, in the case where Teta = 0.3, you may see that the person changes his/her state from the Disbelief to the Hesitant if the number of positive messages exceeds 30 percent of the total messages. A person that is in the Belief state is going to take the vaccine (first dose in cases of two doses vaccine) when it becomes available to her or him. Also, with the addition of the Vaccine Passport (or certificate) parameter to the Person agent, the vaccine passport can now be considered mandatory. Regardless of being in Disbelief, in this case, if the vaccine passport parameter is set to 1, person agents would consider getting the vaccine. If the person experiences side effects, he/she may send negative information to others that may influence their vaccine acceptance level. If the person becomes infected after the first or second dose, he or she may send negative information to others. On the other hand, if this person becomes immune, he or she will send a positive message to others. We assume that the information diffusion between individuals that are connected can change vaccine acceptance in the society. In the simulation tool, users can set the parameters according to their study area information and then investigate different scenarios.

3.2 Province agent

The country/Province agent is linked with the person agent and holds the demographic, vaccination, COVID-19, and vaccine hesitancy information. Custom distributions are used

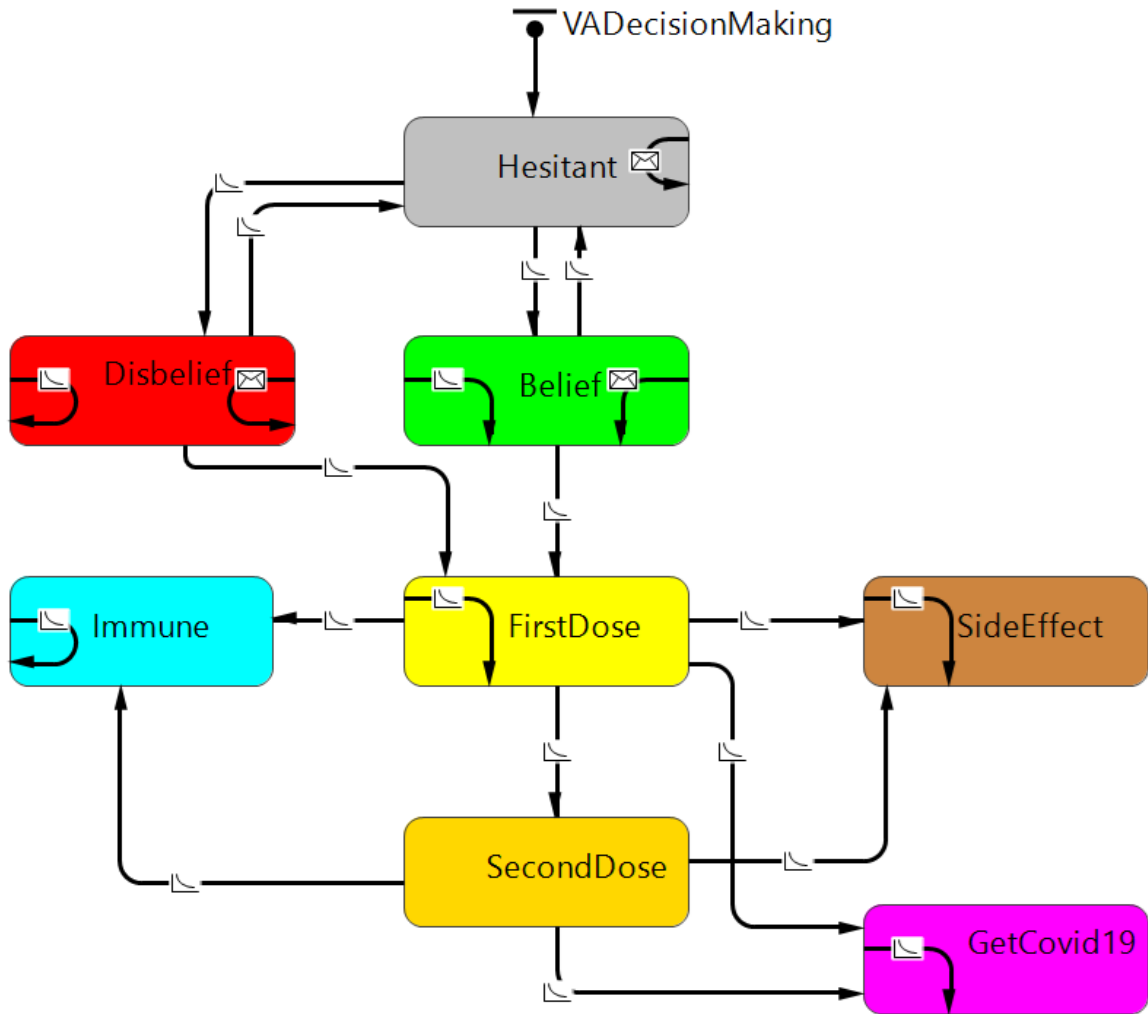


Figure 1: Person agent state chart

for age, education, gender, race, income, and vaccine distribution. All parameter values are extracted from a database that can be updated as new information becomes available. The agent province parameters consist of ten items. The following operators made up Equation 1: Sex OR, Education OR, Income OR, and Race OR. Furthermore, we created a random network between agents using Link Per Agent and Population Total to simulate real-life connections between agents. Additionally, we explored information diffusion using Theta, the InfoEffect, and Media Effects. A GIS map is used to demonstrate the vaccine Person agents

Table 2: Summary of Agent person parameters

Person agent attributes	Description	Attribute values/range
Age	Age of the person	18-29; 30-39; 40-49;50+
Sex	Sex of the person	Male, Female
Education	Education level of the person	High school and less; University/college degree
Income	Income of the person	Low; Medium; High
Race	Racial background of the person	White, black, Asian, other
Contact rate	Average of daily contacts between the person and others	1
Vaccine passport	Whether having vaccine passport is used in the country or not	Binary, 0, 1
Vaccine passport effect rate	How much effective is vaccine passport rule	Vaccination speed in the country /10
DedicatedVaccine Type	Type of vaccine provided to the person	E.g. Pfizer, Moderna
Acceptance	Vaccine acceptance level by the person	0-1

are living in the province agent and thus receive relevant attributes from their host province.

3.3 Vaccine agent

Vaccine agent represents vaccine and its attributes and are linked with the Person and Country agents. Vaccine parameters are also stored in the database and are updated as new information about vaccines become available. Vaccine parameters include name, manufacturer, efficacy, origin, number of doses required, development approval, type, and side effects. In each case, different types of vaccines are distributed among individuals with a different percentage. In Canada, Pfizer, Moderna, and Oxford/AstraZeneca vaccines are mostly used. Nevertheless, the data on all vaccines are available in the model database and ?? if they need to be considered.

3.4 Communication agent

The communication agent is essential in this model. We assume that the Person agent's vaccine acceptance is influenced by different communication agents, including Radio, Newspapers, Television, Social media, Government Agencies, and Health Professionals. Based on the simulation, a communication agent can either be active or inactive. Additionally, an agent can send positive or negative messages, affecting individual users based on the Effect Rate parameter, and become dormant for some time. Various communication agents have different effect rates, and we considered this in our Communication agent. For instance, social media can have a more significant influence than radio.

3.5 Experiment setup

As our model can be applied to any region with a population, we selected Canadian provinces and territories to validate it. We need to provide data such as vaccination type distributions and population distributions in order to run the simulation. As a primary distribution for Canada, we used Little. (2021) and ?. In order to calculate individuals' acceptance of the vaccine, we needed an odd ratio of vaccine acceptance or hesitancy, so we used Lunskey et al. (2021) as the input for the logistic function. Based on reported vaccination data in Canada, we calibrated Dose 1 speed, Dose 2 speed, and Information Effect. Next, in a Monte Carlo simulation, we determined how the stochastic component of the model can impact the outcome. Based on reported vaccination data in Canada, we calibrated Dose 1 speed, Dose 2 speed, and Information Effect. This data consists of 144 rows and Date, Total Vaccination, and At least One Dose column. Each row stands for one day; total vaccination presents the cumulative number of fully vaccinated individuals, and At least One Dose is the sum of the first dose and second dose until that day. Next, in a Monte Carlo simulation, we determined how the stochastic component of the model can impact the outcome.

Table 3: Model Calibration for Canada total vaccination

Province	Info Effect Rate	First Dose speed	Second Dose Speed
British Columbia	0.2	0.033	3.08E-4
Alberta	0.2	0.066	3.606E-4
Saskatchewan	0.2	0.066	3.606E-4
Manitoba	0.2	0.066	3.606E-4
Ontario	0.2	0.066	3.606E-4
Quebec	0.4	0.014	1.776E-4
New Brunswick	0.2	0.066	3.606E-4
Nova Scotia	0.2	0.061	3.588E-4
Prince Edward Island	0.2	0.072	3.66E-4
Newfoundland and Labrador	0.2	0.028	3.063E-4
Yukon	0.2	0.018	0.004
Northwest Territories	0.2	0.06	0.005
Nunavut	0.2	0.046	0.004

3.6 Calibration

As previously mentioned, the model aims to simulate vaccine acceptance, so that the total vaccination percentage serves as a comparison parameter between the simulation and the actual data. We compared our total vaccination rate per day for each province and territory in Canada by calibrating first dose speed, second dose speed, and InfoEffectRate on VaccineTracker Little. (2021) data. These features were calibrated using Anylogic, as shown in Table 3. It appears that the second dose speed is considerably lower than the first, leading to a relatively insufficient level of vaccination in Canada.

4 Results

This paper examines how to model vaccine acceptance based on various factors, including socio-demographics, vaccine types, and information diffusion. To begin the simulation, we determined the vaccine acceptance based on an individual’s socio–demographic characteristics. Next, we looked at how information propagation and media exposure affect vaccine

acceptance. Therefore, our initialization method must be validated by comparing our results with similar surveys conducted in Canada. Generally, our preliminary results indicate that vaccine acceptance is similar to surveys and information diffusion parameters significantly affect vaccine acceptance. As we enroll all users with a hesitation state, we can measure hesitancy for each province by counting agents in the Disbelief state (Figure.1) after 90 days. Since March 1st is the first day in our dataset Little. (2021) and the survey Tang et al. (2021) was conducted between January and March 2021, we waited 90 days. We show that the vaccine hesitancy among agents is similar to the data collected in Canada, suggesting that the logistic function implemented works as expected. The simulation was also performed without the information diffusion effect to illustrate the differences in outcomes. Figure.2 illustrates that the simulation results are comparable to the surveys with a RMSE of 0.802, and similar behavior was observed in all provinces and territories, with no sudden or unexpected changes. It can be observed from Figure.2 that there is a significant gap in Alberta between survey and simulation because we use 4,472 agents for the Alberta population, but their sample size is 301 for Alberta, which leads to these differences. Clearly, the information diffusion removal (gray line) increases the error and strongly confirms the effect of information diffusion on vaccine acceptance. Our comparison was limited to one similar research study about the hesitancy/acceptance in Canadian provinces Tang et al. (2021), therefore, it cannot be directly compared with other surveys.

4.1 Vaccine hesitancy and socio–demographic

In order to make sure our simulation does not have any specific bias, we decided to analyze the acceptance of vaccines in each category of provinces and territories based on the socio-demographic characteristics. We calculated hesitancy percentages for each group and compared them with data from the previous study Tang et al. (2021). Figure 3 shows that the model estimation matches the reported data by Tang et al. (2021), and the RMSE for each

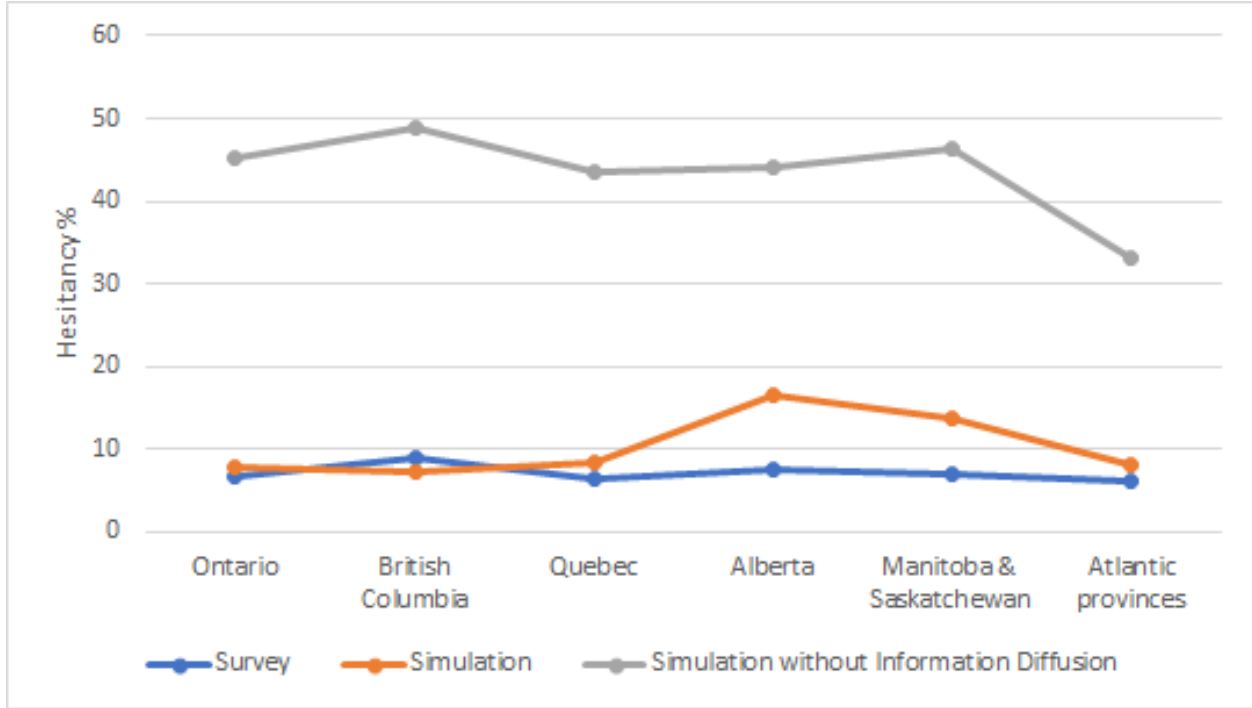


Figure 2: A comparison of hesitancy rate between the simulation and ground-truth data

demographic attribute is less than 5.06. In most cases, such as the University, High school, Female, and Male, simulation revealed a similar hesitancy percentage. Age categories' hesitancy percentage is slightly lower than the value we expected, and there is certainly room for improvement. It should be noted that we were unable to find any data regarding race and income in Canada.

4.2 Fully Vaccinated prediction (calibration)

It is crucial to compare the speed of vaccination in Canada with our simulation results because this work aimed to test the effect of information diffusion on vaccination. A Canada vaccination report dataset Little. (2021) consists of two columns: Total Vaccination and Fully Vaccinated. All of this data is manually compiled from credible sources in near real-time as new information becomes available. Despite 315 days of Canada vaccination data, we chose to run our model for 144 days since the last 144 days had a non-zero value for the fully

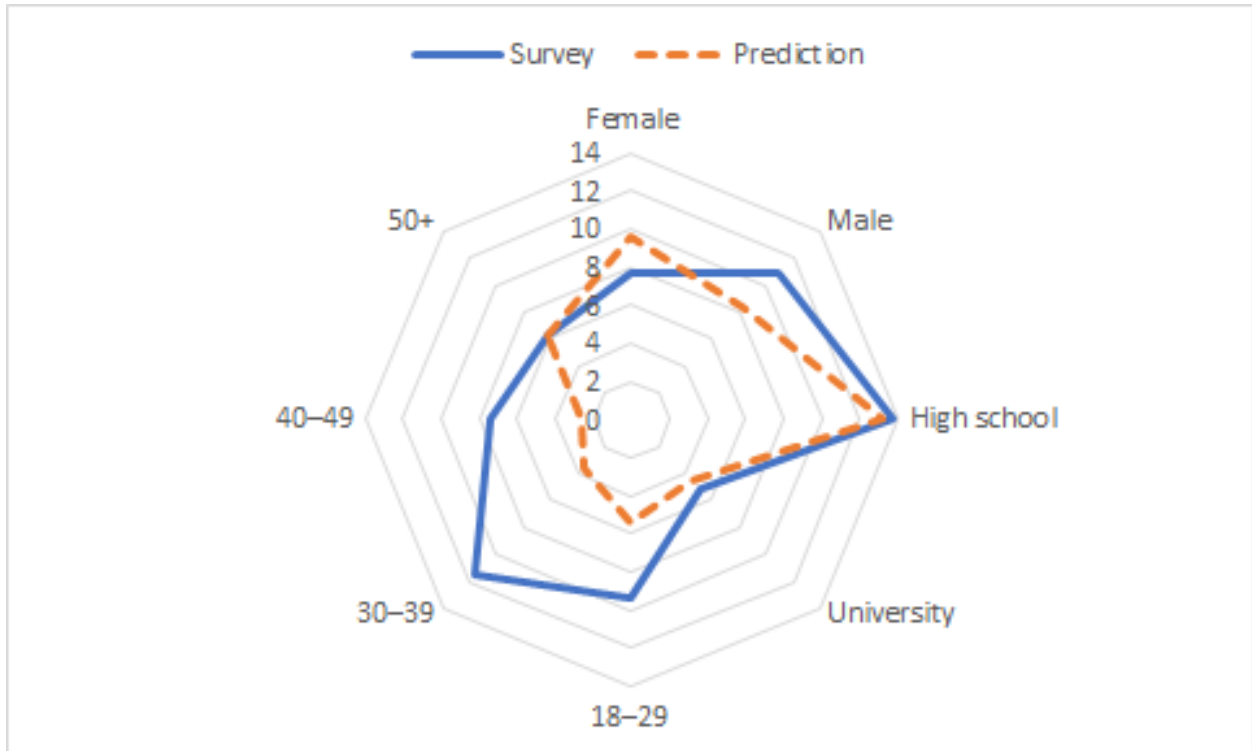


Figure 3: A comparison of hesitancy rate between the simulation and ground-truth data in different categories of socio-demographic variables

vaccinated population. We used this dataset and the Anylogic calibration method to tune the Dose1Speed and the Dose2Speed parameters of our model. Figure 4 indicates a good correlation between our model and vaccination rates across provinces. It can be observed from Figure 4 that the patterns of simulation and real-world data are essentially the same in NB, PE, Northwest, and Manitoba. Similar behavior was observed in the majority of cases, with no sudden changes. However, the simulation underestimated the number of fully vaccinated individuals in NL and Quebec, but it follows the dataset pattern. The Quebec result(Figure 4m) is slightly lower than the dataset value, and we think the reason is that the Quebec dataset is not updated every day.

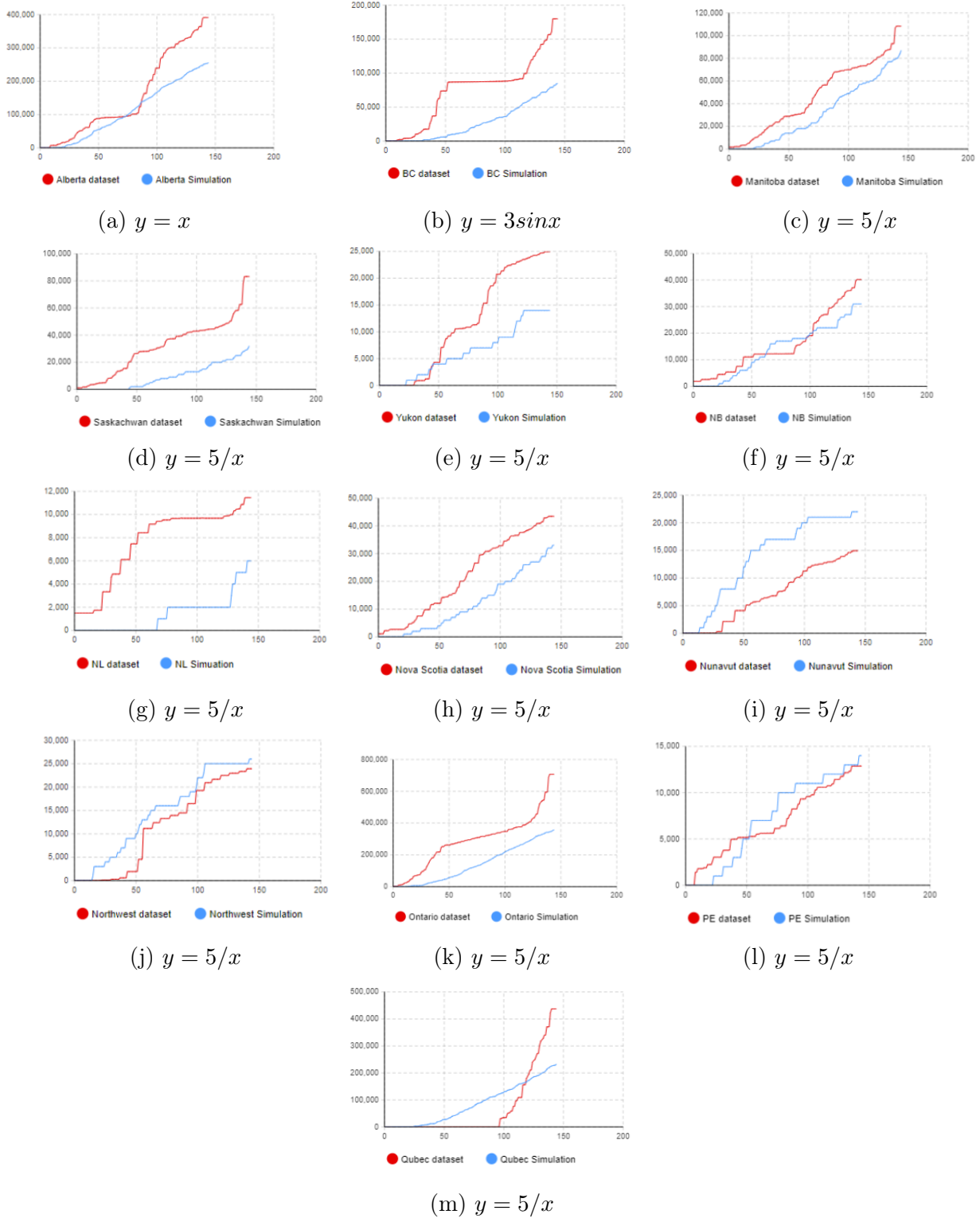
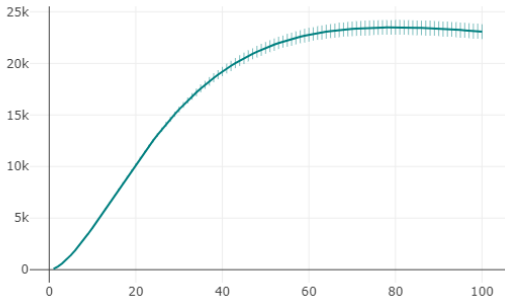
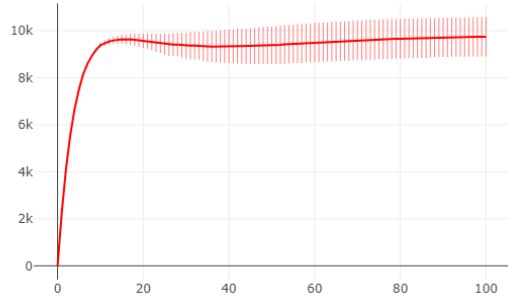


Figure 4: Predicting full vaccination in comparison with actual full vaccination in Canada's provinces

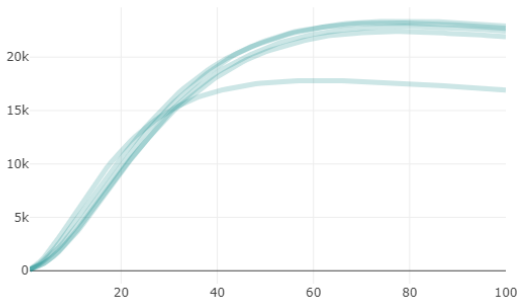


(a) x =Days , y = Number of injections

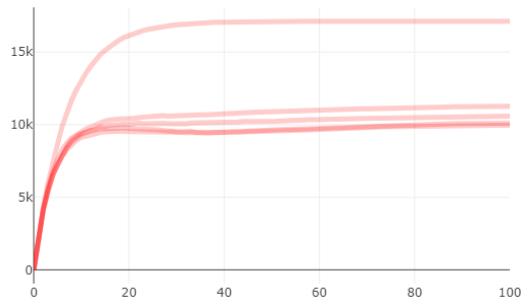


(b) x =Days , y = Number of users in the disbelief state

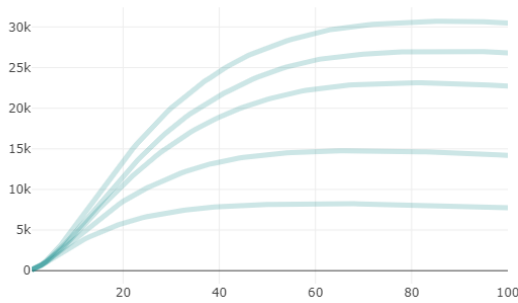
Figure 5: A robustness test of the simulation with monte-Carlo. **(a)** The number of agents in the Immune state on a scale of 1000. **(b)** The number of Agents in the Disbelief state on a scale of 1000



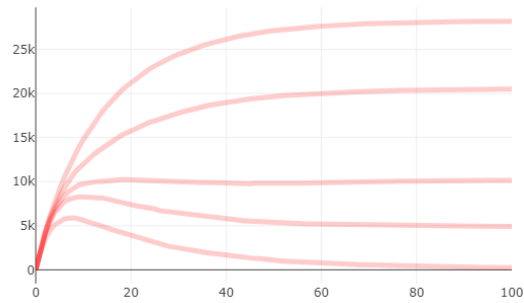
(a) x =Days , y =Number of injections, Θ is varied



(b) x =Days , y =Number of users in the disbelief state, Θ is varied



(c) x =Days , y =Number of injections, InfoEffect is varied



(d) x =Days , y =Number of users in the disbelief state, InfoEffect is varied

Figure 6: Θ **(a,b)** and InfoEffect **(c,d)** varied from zero to one to compare the immunity rate in Canada simulation. **(a,c)** The number of agents in the Immune state on a scale of 1000. **(b,d)** The number of Agents in the Disbelief state on a scale of 1000.

4.3 Monte Carlo - User states

According to the Monte Carlo experiment, the results indicate that uncertainty did not significantly impact the model's behavior (see Figure 5.) For each iteration of the Monte-Carlo simulation, we counted the individuals in each state. Based on the results of the Monte-Carlo experiment, it is evident that agents' behavior is affected by information effects, Dose1Speed, and Dose2Speed parameters despite the stochastic nature of the simulation. The results of other simulations that are not part of the Monte-Carlo simulation are also trustworthy, and the results of the model run multiple times will say the same.

4.4 Information Diffusion Effects

As mentioned early, our primary goal in this paper is to construct a computational platform and use it to simulate and analyze the effect of information propagation on vaccine acceptance. Therefore, we compared the number of people who received at least one dose vaccine according to different scenarios by varying the Teta and InfoEffect parameters. Generally speaking, both parameters resulted in a change in vaccination rates. First, we fixed all parameters except the InfoEffect, and then we increased its value from zero to one by 0.25 each step, and we repeated the same scenario for the Teta parameter. As listed in Figure6, this parameter affects the vaccination process as expected. When the Info Effect is equal to zero, the number of vaccinated people is entirely different from the real-world data. The population that has received at least one dose for Canada is nearly 26 million, and our simulation returns the same number when the Info Effect is not zero. However, when we set the Info Effect equal to zero, we get nearly 15 million. Comparing Figure6c and Figure 6d shows that the number of agents in Disbelief states is much higher when we ignore the Info Effect parameter. This result proves that the information propagation could change people's minds and encourage them to get vaccinated. We observe from Figure6a,6b that the

Teta parameter also affects the vaccination rate similar to the Info Effect parameters. This result confirms previous findings and shows that the Teta value could considerably change the outcomes. The number of vaccinated agents increased to nearly 30 million after setting Teta to 0 and relaxing our model. Conversely, the vaccinated agents are close to 5 million when the Teta is 1.

5 Discussion and Conclusion

As outlined in the introduction, previous research simulated the vaccination focused on parameters such as socio-demographics or vaccine types, but they ignored the effect of information diffusion. Through agent-based modeling, this study examined how various factors, such as social influences, affect vaccination decisions. We defined Person, Province, Communication and Vaccine agent to model the vaccination rate. This model can be used for any country to predict the vaccination rate when enough vaccine doses have been administered. The simulation can be used to determine which part of the society ignores vaccines more often than others. This model can also assist decision-makers in taking into account media advertisements that focus on the positive aspects of vaccines. The first part of the findings, including vaccine hesitancy and fully vaccinated prediction, validates the usefulness of the simulation as a platform to explore the effects of information diffusion, and these values correlate reasonably well with Tang et al. (2021). Moreover, the Monte Carlo test examined the model's robustness, and with a very minor non-alignment, it was found to be robust. The most remarkable result to emerge from the data is that information diffusion affects the vaccination rate, and modelers should consider this behavior in their model or simulation for vaccination. We believe that this is the first time that information diffusion is considered an effective factor in a vaccination simulation context. This study has gone some way towards enhancing our understanding of modeling vaccine acceptance. The present findings

might help to solve the vaccine hesitancy problem in different countries. Our method can be applied to any country as long as the parameters are initialized correctly. Our data suggest that favorable information propagation in social networks could increase vaccine acceptance and speed up the vaccination rate. As our findings come from odd ratios reported by Lunskey et al. (2021), these findings should be treated with caution. We are aware that our research may have two limitations. The first is our regression model dependent on the reported odds ratios, and the second is that some important factors such as COVID-19 rate, vaccine effectiveness, and side effects are not well studied. These limitations highlight the difficulty of collecting data and the complexity of the model.

Acknowledgement

The research of AA, JK and JW has been funded by the Canadian Institute of Health Research (CIHR) 2019 Novel Coronavirus (COVID-19) rapid research program, and the Natural Science and Engineering Research Council of Canada's Emerging Infectious Disease Modelling Initiative (MfPH). JW is a member of the Ontario COVID-19 Modelling Consensus Table, sponsored by the Ontario Ministry of Health, Ontario Health, and Public Health Ontario. AA and JW are both members of the External Modelling Expert Panel of the Public Health Agency of Canada, and JW is a member of the Canada's Expert Panel on COVID Subcommittee on Modeling of the Chief Science Advisor of Canada.

References

Alqudeimat, Y., and Coauthors, 2021: Acceptance of a covid-19 vaccine and its related determinants among the general adult population in kuwait. *Medical Principles and Practice*, **30 (3)**, 262–271.

- Bloom, B. R., G. J. Nowak, and W. Orenstein, 2020: “when will we have a vaccine?”—understanding questions and answers about covid-19 vaccination. *New England Journal of Medicine*, **383** (23), 2202–2204.
- Borriello, A., D. Master, A. Pellegrini, and J. M. Rose, 2021: Preferences for a covid-19 vaccine in australia. *Vaccine*, **39** (3), 473–479.
- Callaghan, T., A. Moghtaderi, J. A. Lueck, P. Hotez, U. Strych, A. Dor, E. F. Fowler, and M. Motta, 2021: Correlates and disparities of intention to vaccinate against covid-19. *Social Science & Medicine* (1982).
- Chou, W.-Y. S., and A. Budenz, 2020: Considering emotion in covid-19 vaccine communication: addressing vaccine hesitancy and fostering vaccine confidence. *Health communication*, **35** (14), 1718–1722.
- Daly, M., and E. Robinson, 2021: Willingness to vaccinate against covid-19 in the us: representative longitudinal evidence from april to october 2020. *American journal of preventive medicine*, **60** (6), 766–773.
- DeRoo, S. S., N. J. Pudalov, and L. Y. Fu, 2020: Planning for a covid-19 vaccination program. *Jama*, **323** (24), 2458–2459.
- Detoc, M., S. Bruel, P. Frappe, B. Tardy, E. Botelho-Nevers, and A. Gagneux-Brunon, 2020: Intention to participate in a covid-19 vaccine clinical trial and to get vaccinated against covid-19 in france during the pandemic. *Vaccine*, **38** (45), 7002–7006.
- Fadda, M., E. Albanese, and L. S. Suggs, 2020: When a covid-19 vaccine is ready, will we all be ready for it? Springer.
- Gagneux-Brunon, A., M. Detoc, S. Bruel, B. Tardy, O. Rozaire, P. Frappe, and E. Botelho-Nevers, 2021: Intention to get vaccinations against covid-19 in french healthcare workers

- during the first pandemic wave: a cross-sectional survey. *Journal of Hospital Infection*, **108**, 168–173.
- García, L. Y., and A. A. Cerda, 2020: Contingent assessment of the covid-19 vaccine. *Vaccine*, **38 (34)**, 5424–5429.
- Goldman, R. D., and Coauthors, 2020: Caregiver willingness to vaccinate their children against covid-19: Cross sectional survey. *Vaccine*, **38 (48)**, 7668–7673.
- Higgins, S. T., E. M. Klemperer, and S. R. Coleman, 2021: Looking to the empirical literature on the potential for financial incentives to enhance adherence with covid-19 vaccination. *Preventive Medicine*, **145**, 106–121.
- Kwok, K. O., K.-K. Li, W. I. Wei, A. Tang, S. Y. S. Wong, and S. S. Lee, 2021: Influenza vaccine uptake, covid-19 vaccination intention and vaccine hesitancy among nurses: A survey. *International journal of nursing studies*, **114**, 103–114.
- Latkin, C. A., L. Dayton, G. Yi, A. Konstantopoulos, and B. Boodram, 2021: Trust in a covid-19 vaccine in the us: A social-ecological perspective. *Social science & medicine (1982)*, **270**, 113–124.
- Lazarus, J. V., S. C. Ratzan, A. Palayew, L. O. Gostin, H. J. Larson, K. Rabin, S. Kimball, and A. El-Mohandes, 2021: A global survey of potential acceptance of a covid-19 vaccine. *Nature medicine*, **27 (2)**, 225–228.
- Little, N., 2021: Covid-19 tracker canada. URL <https://covid19tracker.ca/>, last accessed 16 July 2021.
- Loomba, S., A. de Figueiredo, S. J. Piatek, K. de Graaf, and H. J. Larson, 2021: Measuring the impact of covid-19 vaccine misinformation on vaccination intent in the uk and usa. *Nature human behaviour*, **5 (3)**, 337–348.

- Lunsky, Y., N. Kithulegoda, K. Thai, J. Benham, R. Lang, L. Desveaux, and N. Ivers, 2021: Beliefs regarding covid-19 vaccines among canadian workers in the intellectual disability sector prior to vaccine implementation. *Journal of Intellectual Disability Research*.
- Malik, A. A., S. M. McFadden, J. Elharake, and S. B. Omer, 2020: Determinants of covid-19 vaccine acceptance in the us. *EClinicalMedicine*, **26**, 100 495.
- Muqattash, R., I. Niankara, and R. I. Traoret, 2020: Survey data for covid-19 vaccine preference analysis in the united arab emirates. *Data in brief*, **33**, 106 446.
- Murphy, J., and Coauthors, 2021: Psychological characteristics associated with covid-19 vaccine hesitancy and resistance in ireland and the united kingdom. *Nature communications*, **12 (1)**, 1–15.
- Naderi, P. T., and F. Taghiyareh, 2021: Subjective logic-based model to consider uncertainty in information diffusion. *2021 7th International Conference on Web Research (ICWR)*, 150–153, doi:10.1109/ICWR51868.2021.9443155.
- Ni, L., Y.-w. Chen, and O. de Bruijn, 2021: Towards understanding socially influenced vaccination decision making: An integrated model of multiple criteria belief modelling and social network analysis. *European Journal of Operational Research*, **293 (1)**, 276–289.
- Palamenghi, L., S. Barello, S. Boccia, and G. Graffigna, 2020: Mistrust in biomedical research and vaccine hesitancy: the forefront challenge in the battle against covid-19 in italy. *European journal of epidemiology*, **35 (8)**, 785–788.
- Paul, E., A. Steptoe, and D. Fancourt, 2021: Attitudes towards vaccines and intention to vaccinate against covid-19: Implications for public health communications. *The Lancet Regional Health-Europe*, **1**, 100 012.

- Salali, G. D., and M. S. Uysal, 2020: Covid-19 vaccine hesitancy is associated with beliefs on the origin of the novel coronavirus in the uk and turkey. *Psychological medicine*, 1–3.
- Sallam, M., 2021: Covid-19 vaccine hesitancy worldwide: a concise systematic review of vaccine acceptance rates. *Vaccines*, **9 (2)**, 160.
- Singh, S. S., K. Singh, A. Kumar, H. K. Shakya, and B. Biswas, 2018: A survey on information diffusion models in social networks. *International Conference on Advanced Informatics for Computing Research*, Springer, 426–439.
- Tang, X., H. Gelband, N. Nagelkerke, I. Bogoch, P. Brown, E. Morawski, T. Tam, and P. Jha, 2021: Quantifying covid-19 vaccination hesitancy during early vaccination rollout in canada. *Available at SSRN 3854029*.
- Yin, F., Z. Wu, X. Xia, M. Ji, Y. Wang, and Z. Hu, 2021: Unfolding the determinants of covid-19 vaccine acceptance in china. *Journal of medical Internet research*, **23 (1)**, e26 089.