

# Everything at Once – Multi-modal Fusion Transformer for Video Retrieval

Nina Shvetsova<sup>1</sup> Brian Chen<sup>2</sup> Andrew Rouditchenko<sup>3</sup> Samuel Thomas<sup>4,5</sup>  
 Brian Kingsbury<sup>4,5</sup> Rogerio Feris<sup>4,5</sup> David Harwath<sup>6</sup> James Glass<sup>3</sup> Hilde Kuehne<sup>1,5</sup>

<sup>1</sup>Goethe University Frankfurt, <sup>2</sup>Columbia University, <sup>3</sup>MIT CSAIL <sup>4</sup>IBM Research AI, <sup>5</sup>MIT-IBM Watson AI Lab, <sup>6</sup>UT Austin

shvetsov@uni-frankfurt.de

## Abstract

Multi-modal learning from video data has seen increased attention recently as it allows to train semantically meaningful embeddings without human annotation enabling tasks like zero-shot retrieval and classification. In this work, we present a multi-modal, modality agnostic fusion transformer approach that learns to exchange information between multiple modalities, such as video, audio, and text, and integrate them into a joined multi-modal representation to obtain an embedding that aggregates multi-modal temporal information. We propose to train the system with a combinatorial loss on everything at once, single modalities as well as pairs of modalities, explicitly leaving out any add-ons such as position or modality encoding. At test time, the resulting model can process and fuse any number of input modalities. Moreover, the implicit properties of the transformer allow to process inputs of different lengths. To evaluate the proposed approach, we train the model on the large scale HowTo100M dataset and evaluate the resulting embedding space on four challenging benchmark datasets obtaining state-of-the-art results in zero-shot video retrieval and zero-shot video action localization.

## 1. Introduction

Humans capture their world in various ways combining different sensory input modalities such as vision, sound, touch and more to make sense of their environment. Video data approximates this type of input by combining visual and audio information as two coherent and complementary signals that can be further enhanced with a text description. Recent research has therefore started to explore how the information of those different modalities can be leveraged to learn meaningful representation of its content. Such systems can be used for representation learning e.g. for video data [1, 2], as well as for learning multi-modal embedding and distance learning, which allows to match input of one

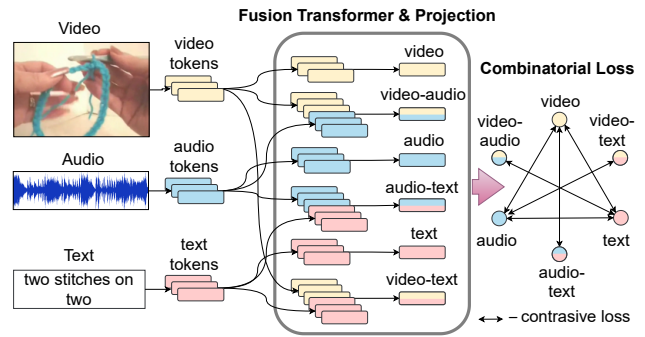


Figure 1. Overview of the proposed fusion approach for self-supervised learning of multi-modal embedding space. The fusion transformer layer is able to process any combination of input modalities. Internally, self-attention allows each modality to attend each other. The proposed architecture is trained with a combinatorial contrastive loss considering each possible combination of input modalities.

modality, such as text, to one or more other modalities, such as video and audio, allowing for tasks like video retrieval and nearest neighbour based zero-shot classification as e.g. shown in [16, 30, 35]. The following work focuses on the later problem, namely the learning of meaningful multi-modal embedding spaces. Current approaches in this area usually learn encodings for different modalities by projecting inputs to a common space and computing the similarity by using the dot product between the projected embeddings. Such approaches can be based on classical neural network elements to learn those encodings [4, 9, 28, 30, 35], i.a. using a combination of fully connected linear layers and multiple instance learning [28], gating [35], clustering [9]. More recently transformer based methods have also been proposed [1, 7, 16, 26]. To generate the final embedding space, they feature either the usage of multiple independent single-modality self-attention transformer blocks [7, 17, 26], a single transformer model for all modalities [16], or a single modality-agnostic transformer [1]. In the last approach, modalities are still processed

independently and one-by-one forwarded to achieve a single-modality embedding. But so far, none of these transformers allow for adaption to any given number of input modalities. Although modality agnostic transformers such as Perceive-rIO [21] have been proposed, they have been constructed with a different goal of learning a latent space that can cover multiple tasks in different domains. Compared to our work, the latent space in such cases mainly serves the purpose of compressing multiple inputs and tasks in one model.

In this work, we propose an approach that leverages self-attention for multi-modal learning allowing to process jointly any number of modalities as well as allowing modalities to attend each other. A high level overview of our architecture is shown in Figure 1. Input tokens from one or more modalities obtained by pre-trained backbones are passed through a fusion transformer layer to attend features relevant for single modality as well as for combined input. The output tokens are then combined according to their modality and finally projected to a joint embedding space via a linear gating function. We design and train the fusion transformer layer in a way that it covers three aspects of multi-modal video learning: first, it should allow modalities to attend each other to learn multi-modal correlations; second, it should be modality agnostic and handle any possible modality input combination; and third, as different modalities and samples can vary in length, it should be able to process input of any length.

To enable the fusion transformer layer to address all those tasks, we follow the idea of a universal self-attention in the transformer block and share key, query, and value weights to all tokens, agnostic of their input modality. In this way, self-attention learns which input tokens to attend from single modalities as well as from any combination of modalities in a general way. To train the model, we propose a combinatorial loss function which considers contrastive loss between all possible and available input combinations, e.g. in case of vision, text, and audio based on each modality embedding alone as well as based on pairwise vision-text, audio-text, and text-audio combinations as shown in more detail in Figure 1. The resulting model is thus able to fuse any number of input modalities at test time. Compared to other universal self-attention methods, we omit any meta information encoding such as position or modality embedding. This further allows us to leverage the natural property of the transformer to process any input of different lengths, i.e. as we are no longer bound to a maximum input size defined at training time. Note that while we refer to this layer a fusion transformer layer, we are not proposing a new transformer architecture, but rather refer to it as a transformer layer that is trained in a way that enables fusion without any need for changes to the self-attention mechanism. As a result, the final model can be used for any type of input, single modalities or combinations of multiple ones as well as for any input length.

We evaluate the proposed approach by training the model on the HowTo100M dataset [30] and testing its zero-shot text-to-video retrieval and step action localization qualities on four downstream datasets, namely the YouCook2 [46] and MSR-VTT [43] datasets for video retrieval and the CrossTask [48] and Mining YouTube [23] datasets for action localization. To be comparable with previous work and for resource efficiency, we use preextracted features from [30] and use those as input for our model. Our results show that the simple combination of a transformer layer together with a linear embedding space learning is already able to improve current state-of-the-art methods across all tasks, even compared to other transformer-only based methods. Beyond that, the proposed combination of a fusion transformer layer together with a combinatorial loss function is able to process multimodal inputs of variable lengths, improving performance and leading to new state-of-the-art results in the field. We summarize the contributions of the paper as follows:

- We propose a multi-modal fusion transformer layer that processes input of any combination of modalities and any length and attends relevant features with respect to cross-modal information.
- We propose a combinatorial contrastive loss that considers all possible combinations of input modalities at training time.
- We show that using such a multi-modal fusion transformer layer as an intermediate processing step can significantly improve performance for multi-modal embedding space learning.

## 2. Related Work

**Multi-modal learning.** The idea of learning from more than one modality can be seen as an integral part of machine learning research, comprising i.e., areas such as vision-language based learning [34, 45], zero-shot learning [20, 27], as well as vision-audio learning [10, 38, 41]. Video naturally combines multiple modalities, while at the same time allowing to learn from large-scale data that would not be annotatable in a reasonable time. In this context, Miech et al. [30] proposed the HowTo100M dataset of narrated videos and presented the first system showing the potential of multi-modal learning for video via contrastive loss. The dataset contains mainly instructional videos from Youtube and other sources that come with an audio stream, as well with respective subtitles as a textual description, obtained by automated speech recognition (ASR) system from audio. As this data can be considered more noisy than curated vision text dataset, Amrani et al. [4] propose a noise estimation for multimodal data via multi-modal density estimation. As an extension of that, Miech et al. [28] propose MIL-NCE, combining the idea of noise-contrastive estimation with a

multiple instance learning formulation. Alwassel et al. [3] use the audio and video information only and proposed a cross-modal deep clustering framework (XDC) to leverage unsupervised clustering in as a supervisory signal across modalities. While those works [3, 4, 28, 30] only use two modalities to train their models, others have focused on the problem of learning from vision, audio, and text at once. As perhaps one of the first, Aytar et al. [5] propose an architecture trained on image-text and image-audio pairs that allows to connect text and audio modalities. Later Alayrac et al. [2] follow the idea of different embedding space for different modality combinations and propose multi-modal versatile networks with a separation of fine and coarse spaces. A shared embedding space is proposed by Rouditchenko et al. [35] mapping all three modalities in one joint space via a combination of gating and contrastive max margin softmax loss. This idea has recently been extended by additional clustering and reconstruction loss by Chen et al. [9].

**Multi-modal learning with transformers.** Architectures based on self-attention and transformers have been explored to learn from multi-modal video data. Cheng et al. [12] propose a co-attention module to learn correspondences between audio and video samples. Luo et al. [25] pick up on that idea but propose, similar to Uniter [11] for vision language tasks, a joint cross-modal encoding for video-text pairs. Compared to that, Bain et al. [7] focus on the problem of how to attend to temporal as well as spatial information in the video backbone. They therefore process both modalities, video and text, in two separate transformer backbones and only add a linear mapping layer on top of the video backbone. A transformer based approach that actually uses all three modalities, and can therefore be considered closest to our proposed work, has been proposed by Akbari et al. [1]. Here, a single backbone transformer layer is applied to any of the modalities separately, but with shared attention. For training, the model follows the idea of [2] and computes the matching of video and text first, followed by a video-audio matching. It thus fuses those modalities in a pairwise way, which can be compared to a subset of our proposed loss function. Other approaches also leverage temporal aspects in context of multimodal transformer learning. Gabeur et al. [16] use a combination of expert and temporal embeddings to train a multi-modal transformer while Wang et al. [40] propose a local-global temporal alignment based on multi-modal experts to guide the training. But also the idea of simply using a pretrained vision-language transformer model has also been explored by Lou et al. [26], using the pretrained CLIP model [34] as a backbone with a transformer based similarity encoder on top of a vision and text backbone and achieving good results on tasks such as video retrieval. But, as most transformer-based method use various and sometimes not-publicly available datasets for backbone pretraining or have a need for resources that

make it hard to repeat respective experiments, it is difficult to directly compare performance across different architectures and pretraining set. We therefore decided to follow the setup used in majority of works here and rely on pre-extracted features that are then processed by the proposed architecture to allow a direct comparison with previous works.

### 3. Method

Our goal is to learn a projection function of single modalities or a set of modalities into the joint embedding space in a way that semantically similar inputs would be close to each other, e.g. the projection of the text description of a video scene should be close to the projection of the video-audio representation of this scene. In the following, we consider three modalities, video (a sequence of RGB images), audio (audio sample obtained from the video), and text (corresponding ASR caption or linguistic narration); but the proposed method can be easily extended to more modalities. Following previous works [2, 9, 16, 28, 30, 35], we train our multi-modal model in an end-to-end self-supervised fashion with unlabeled instructional videos.

#### 3.1. Problem Statement

Given a set of text-video-audio triplets  $\{(t_i, v_i, a_i)\}_{i=1}^N \in (\mathcal{T} \times \mathcal{V} \times \mathcal{A})^N$  of  $N$  video clips obtained from the data distribution  $P(\mathcal{T} \times \mathcal{V} \times \mathcal{A})$ , we are learning a projection  $f(\cdot, \cdot, \cdot)$  that can take up to three inputs: a text  $t$ , a video  $v$ , and an audio  $a$  and produce  $d$ -dimensional embedding representation of the input. For the simplicity of the notation, we will omit missing modalities, so that  $f(t, v)$  will stand for projection  $\mathcal{T} \times \mathcal{V} \rightarrow \mathbb{R}^d$  and represent the joint embedding of text  $t$  and video  $v$ , or  $f(a)$  will stand for projection  $\mathcal{A} \rightarrow \mathbb{R}^d$  and represent an embedding of the audio  $a$ . Our goal is to maximize the dot-product similarities between semantically related inputs  $f(t), f(v), f(a), f(t, a), f(t, v), f(v, a)$  (such as when  $t, v$ , and  $a$  are from the same video clip) and minimize otherwise.

#### 3.2. Model Architecture

##### 3.2.1 Token Creation

As illustrated in Figure 2, our architecture starts from features extracted from modality-specific backbones. We transform sets of extracted feature vectors into token space by learnable modality-specific projections and modality-specific normalization layer [6]. As a result, for the  $(t_i, v_i, a_i)$  input triplet, we obtain three sets of tokens:  $[\tau_{i_1}, \dots, \tau_{i_k}]$  from text  $t_i$ ,  $[\nu_{i_1}, \dots, \nu_{i_m}]$  from video  $v_i$ ,  $[\alpha_{i_1}, \dots, \alpha_{i_n}]$  from audio  $a_i$ .

As the number of tokens may vary at training time, e.g. depending on the length of the video clip or number of words, we need to normalize the length of different-length inputs per batch to allow batch processing by using attention

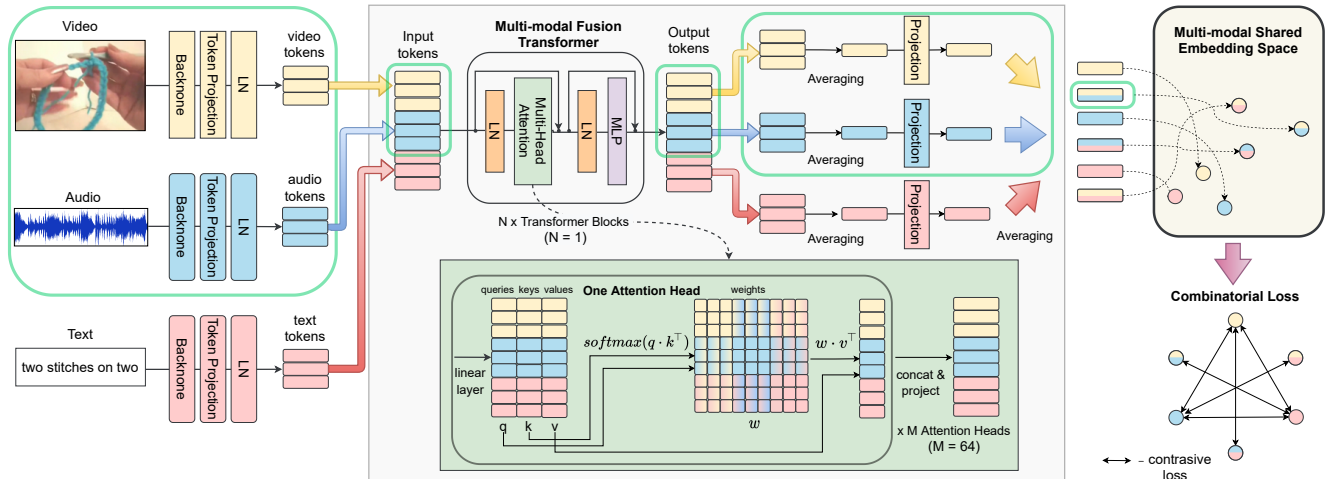


Figure 2. Schematic visualization the proposed method. While tokens from different modalities are processed in all possible combinations, we exemplarily consider the video-audio pair marked with green rectangles here. The input tokens are forward together through the fusion transformer layer and attended by the respective weights, which are based on the combinations of keys and queries of input tokens in various modalities. The resulting outputs of multiple heads are then concatenated and projected to the final token space, which is then used to project each modality separately into the joint embedding space. During training, we apply the model six times to obtain six embeddings corresponding to text, video, audio, text-video, text-audio, and video-audio modalities to compute the combinatorial loss.

masks [39]. We pad sequences of tokens of each modality up to the largest length of this modality in a batch and create attention masks that indicate positions of padded tokens so that the model does not attend to them.

Practically, for comparability, we follow the protocol of [30,35] and train the model on fixed-length video clips, so the attentions masks are mainly necessary only for the text input. Technically, the model can handle clips of variable length, also with respect to different modalities, at training and at test time if needed.

### 3.2.2 No Positional Embeddings

Unlike other transformer-based methods [1,7,11,24,37], we omit adding any positional or type embedding information to the tokens. The reason for this is three-fold. With respect to type embedding, it can be assumed that tokens already encode this information based on the fact that they are generated by different backbones, and hence each come with their own "fingerprint". Thus, tokens obtained from different modalities are already very different. Positional information has been shown to be beneficial in the context of consistently structured data such as sentences. But in the case of multi-modal video learning, clips are sampled randomly from a larger video sequence at training time, usually without considering shot boundaries or speech pauses. We therefore do not expect a consistent temporal pattern in the sense that a clip always starts at the beginning of an action or of a sentence. Thus leaving out positional embedding might prevent adding noise during training. At inference time, avoiding the

positional embedding allows us to process sequences longer than used in the training. Since all other model blocks treat all tokens equally, having a positional embedding would be a limitation with respect to input length.

### 3.2.3 Multi-modal Fusion Transformer

As our goal is to learn the representations of any number and combination of input modalities, we want the projection  $f$  to learn how to fuse information from multiple modalities to enhance the joint embedding representation. For this purpose, we propose a multi-modal, modality agnostic transformer, where the keys, queries, and values of the input tokens and all further transformations are computed independently from the modality. To create our multi-modal fusion transformer, we adopt ViT [15] transformer blocks. Each transformer block consist of a multiheaded self-attention and a multi-layer perceptron (MLP) with two LayerNorm (LN) before them and two residual connections, as illustrated in Figure 2. Note that the difference compared to other methods is not in the architecture itself, but in the way it is trained and the fact that the resulting fusion can actually be learned by a vanilla transformer block, if it is specifically trained for this task. Fusion transformer thus refers to the way a transformer block can be used rather than to a new architecture.

We train the system with a combinatorial input. Namely, we apply it to joint sets of input tokens from all possible combinations of modalities: singles -  $t$ ,  $v$ ,  $a$  and pairs -  $(t, v)$ ,  $(v, a)$ ,  $(t, a)$ , allowing tokens from one modality to attend tokens of other modalities. In this way, we can obtain a *fused*

representation from multiple modalities: the combination  $(t, v)$  will result in a fused representation of text and video modalities denoted as  $tv$ , resp. for  $va$  - video and audio, and  $ta$  - text and audio. Note that e.g. in case of four modalities, we would consider all combinations up to a triplet  $(t, v, a)$  during training etc. As more modalities would be added, the number of combinations would grow to the point where it might be infeasible to consider all configurations. In this case random modality dropout could be used during training as e.g. done in AVSlowfast [41] or Perceiver [21].

Since we want the fusion transformer to be modality agnostic, in each training iteration, we apply it six times to obtain six representations for each sample  $i$ :  $t_i, v_i, a_i, t_i v_i, v_i a_i, t_i a_i$ . To obtain each representation, we create a joint list of tokens, e.g. for  $v_i a_i$ :  $[\nu_{i1}, \dots, \nu_{im}, \alpha_{i1}, \dots, \alpha_{in}]$ , and also a joint attention mask. We apply the transformer to this input and obtain output tokens as e.g.  $[\hat{\nu}_{i1}^{va}, \dots, \hat{\nu}_{im}^{va}, \hat{\alpha}_{i1}^{va}, \dots, \hat{\alpha}_{in}^{va}]$  for  $v_i a_i$  (with superscript  $va$  denoting that tokens were attended to both  $v$  and  $a$  modalities), where each token was attended with information from other tokens. Note that, unlike ViT architecture, we do not prepend a learnable  $[cls]$  token, which usually serves as a joint representation of all tokens. In our ablation studies we show that this is beneficial for the model (Section 4.4).

### 3.2.4 Projection to Shared Embedding Space

With the resulting output tokens, we create the final embeddings for each modality. For each training sample, we get six output sets of tokens and thus embeddings. As an example, we consider the case of creating the representation for  $v_i a_i$ . We divide output tokens  $[\hat{\nu}_{i1}^{va}, \dots, \hat{\nu}_{im}^{va}, \hat{\alpha}_{i1}^{va}, \dots, \hat{\alpha}_{in}^{va}]$  into groups based on modality:  $[\hat{\nu}_{i1}^{va}, \dots, \hat{\nu}_{im}^{va}]$  and  $[\hat{\alpha}_{i1}^{va}, \dots, \hat{\alpha}_{in}^{va}]$  and then average them:  $\hat{\nu}^{va} = \frac{1}{m} \sum_{j=1}^m \hat{\nu}_{i_j}^{va}$ ,  $\hat{\alpha}^{va} = \frac{1}{n} \sum_{j=1}^n \hat{\alpha}_{i_j}^{va}$ . As a result, we obtain a vector representation for each modality included in this computation. But since modalities, even when enhanced with other modalities, are still very different, we project them into the shared embedding space by the learnable modality-specific projections  $g_t, g_v$ , or  $g_a$  for projections for  $t, v, a$  respectively, normalize them, combine into a *final embedding vector* and normalize again:

$$f(v, a) = \text{norm}(\text{norm}(g_v(\hat{\nu}^{va})) + \text{norm}(g_a(\hat{\alpha}^{va}))). \quad (1)$$

The normalization ("norm") in both steps is used to align the magnitude of vectors. When computing dot product similarity, we take into account only the angle between vectors.

### 3.3. Combinatorial loss

Contrastive loss, such as Noise Contrastive Estimation [32], can be used to learn representations such that semantically similar inputs are mapped close to each other. During training, we consider embeddings obtained from the

same video clip such as  $f(t_i), f(v_i)$  for the  $i$ -video clip in batch as positive pairs, and thus semantically similar in contrastive loss, and all other embeddings in the batch from different randomly sampled clips are considered as negative imposter samples.

Unlike other methods [1, 2, 9, 35] that learn how to bring modalities together by training with three pairwise single-modality contrastive losses,  $L_{t,v}$  between  $(t, v)$  pair,  $L_{t,a}$  between  $(t, a)$ , and  $L_{v,a}$  between  $(v, a)$ , we force tokens to exchange information between modalities while enabling additional contrastive losses:  $L_{t,va}$  between  $(t, va)$ ,  $L_{v,ta}$  between  $(v, ta)$ , and  $L_{a,tv}$  between  $(a, tv)$ , and introduce our *combinatorial loss*:

$$L = \lambda_{t,v} L_{t,v} + \lambda_{v,a} L_{v,a} + \lambda_{t,a} L_{t,a} + \lambda_{t,va} L_{t,va} + \lambda_{v,ta} L_{v,ta} + \lambda_{a,tv} L_{a,tv}, \quad (2)$$

where  $\lambda_{m,\hat{m}}$  denotes a weighting coefficient of the pair  $(m, \hat{m})$ . To compute the pairwise contrastive loss for all combinations, we use Noise Contrastive Estimation with temperature  $\tau$  and batch size  $B$ :

$$\text{NCE}(x, y) = -\log \left( \frac{\exp(x^\top y / \tau)}{\sum_{i=1}^B \exp(x_i^\top y_i / \tau)} \right). \quad (3)$$

By combining both aspects, the processing of all possible modality combinations and the training of the system with the proposed combinatorial loss, we obtain a multi-modal fusion transformer that learns how to attend tokens from one modality to the tokens from all other modalities.

## 4. Experimental Evaluation

Respective code and data will be made publicly available.

### 4.1. Experimental Setup

If not stated otherwise we use the following experimental setup in all our experiments and ablation studies.

**Backbones.** To ensure comparability, we follow the setup of previous works [4, 9, 30, 35] which is as follows: As visual backbone, we use a combination of ResNet-152 [19], pretrained on Imagenet [13] and compute one 2D-feature (2048-dimensional vector) per second, as well as ResNeXt-101 [18] pretrained on Kinetics [8] to get 1.5 3D-feature (2048 dim.) per second. We temporally upsample 2D-features with nearest neighbors to have the same number of features as 3D-features and concatenate them to obtain 4096-dimensional vectors. As a text backbone, Google-News pretrained Word2vec model [31] is used with 300-dimensional embedding per word. These backbones are fixed and not fine-tuned during training. Following [9, 35], as an audio backbone, we use a trainable CNN with residual layers and adapt the last two residual blocks to extract 1.5 4096-dimensional features per second (see Supplementary Material).

Method	Train. Mod.	Retriev.	Train. Dataset	Visual BB	Trainable BB			YouCook2				MSR-VTT			
					<i>t</i>	<i>v</i>	<i>a</i>	R@1↑	R@5↑	R@10↑	MedR↓	R@1↑	R@5↑	R@10↑	MedR↓
ActBERT [47]	<i>tv</i>	<i>t</i> → <i>v</i>	HT100M	Res3D+Faster R-CNN R152 + R(2+1)D-34 R152 + RX101 R152 + RX101 R152 + RX101				9.6	26.7	38.0	19	8.6	23.4	33.1	36
Support Set [33]	<i>tv</i>	<i>t</i> → <i>v</i>	HT100M		✓			-	-	-	-	8.7	23.0	31.1	31
HT100M [30]	<i>tv</i>	<i>t</i> → <i>v</i>	HT100M					6.1	17.3	24.8	46	7.5	21.2	29.6	38
NoiseEstim. [4]	<i>tv</i>	<i>t</i> → <i>v</i>	HT100M					-	-	-	-	8.4	22.0	30.4	36
<b>Ours</b>	<i>tva</i>	<i>t</i> → <i>v</i>	HT100M		✓			10.7	27.9	38.9	19	10.3	24.6	<b>35.3</b>	<b>25</b>
MMT [16]	<i>tva</i>	<i>t</i> → <i>va</i>	HT100M	7 experts	✓		-	-	-	-	-	14.4	-	66	
AVLNet [35]	<i>tva</i>	<i>t</i> → <i>v</i> + <i>a</i>	HT100M	R152+RX101	✓		19.9	36.1	44.3	16	8.3	19.2	27.4	47	
MCN [9]	<i>tva</i>	<i>t</i> → <i>v</i> + <i>a</i>	HT100M	R152+RX101	✓		18.1	35.5	45.2	-	<b>10.5</b>	<b>25.2</b>	33.8	-	
<b>Ours</b>	<i>tva</i>	<i>t</i> → <i>va</i>	HT100M	R152+RX101	✓		<b>20.0</b>	<b>40.7</b>	<b>51.3</b>	<b>10</b>	8.9	23.8	31.8	30	
MMV [2]	<i>tva</i>	<i>t</i> → <i>v</i>	HT100M+AudioSet	TSM-50x2	✓	✓	11.7	33.4	45.4	13	9.3	23.0	31.1	38	
VATT [9]	<i>tva</i>	<i>t</i> → <i>v</i>	AudioSet	Transformer	✓	✓	-	-	45.5	13	-	-	29.7	49	
MIL-NCE [28]	<i>tv</i>	<i>t</i> → <i>v</i>	HT100M	S3D	✓		15.1	38.0	51.2	10	<b>9.9</b>	<b>24.0</b>	32.4	29.5	
<b>Ours</b>	<i>tva</i>	<i>t</i> → <i>v</i>	HT100M	S3D†		✓	19.8	42.9	55.1	8	<b>9.9</b>	<b>24.0</b>	<b>32.6</b>	<b>28</b>	
<b>Ours</b>	<i>tva</i>	<i>t</i> → <i>va</i>	HT100M	S3D†		✓	<b>24.6</b>	<b>48.3</b>	<b>60.4</b>	<b>6</b>	9.3	22.9	31.2	35	
FrozenInTime [4]	<i>tv</i>	<i>t</i> → <i>v</i>	CC+WV+COCO	Transformer	✓	✓	-	-	-	-	24.7	46.9	57.2	7	
CLIP4CLIP [4]	<i>tv</i>	<i>t</i> → <i>v</i>	WIT* + HT100M	CLIP	✓	✓	-	-	-	-	31.2	53.7	64.2	4	

Table 1. Comparison with state-of-the-art in zero-shot text-to-video retrieval on Youcook2/MSR-VTT. In "Retrieval" column: *v* + *a* stands for averaging video and audio embeddings for a video representation, *va* - our joint video-audio embedding where modalities attend each other during embedding computation, *t* and *v* are single-modality embeddings. S3D† is the S3D pretrained by MIL-NCE [28]. We include CLIP4CLIP and FrozenInTime for completeness, but do directly compare because of different pre-training. Train=Training, Mod=Modalities, Retriev=Retrieval, BB=backbone, CC=Conceptual Captions [36], WV=WedVid-2M [7].

**Data Sampling.** We use a batch of 224 videos and randomly sample 10 8-second clips per video. If the sampled clip contains narration (95% of all clips), we use ASR time stamps to select clip borders. To disentangle the very high text-audio correlation in HowTo100M, and to avoid text being learned just as an audio narration, we shift the audio clip randomly by 4 seconds with respect to the video and text boundaries.

**Projections.** Following [9, 30, 35], to project features into common token space, as well as to project features into shared embedding space, we use a linear projection followed by non-linear feature gating [29]. We set the dimensionality of the common token space to 4096, and the shared embedding space to 6144.

**Transformer architecture.** As a multi-modal fusion transformer, we use one transformer block with a hidden size of 4096, and 64 heads, and an MLP size of 4096.

**Loss computation.** We use a temperature of 0.05 in NCE and normalized vectors prior to computing dot products. Since not every video clip has all three modalities (for example, text narration may be missing), we computed NCE only over non-empty embeddings. Following Equation 2, we set a larger weight for a text-visual loss since it was beneficial for training on HowTo100M:  $\lambda_{t,v} = 1$ ,  $\lambda_{v,a} = \lambda_{t,a} = \lambda_{t,va} = \lambda_{v,ta} = \lambda_{a,tv} = 0.1$ .

**Optimization.** We train all models for 15 epochs by Adam optimizer [22] with an initial learning rate of 5e-5 and exponential decay of 0.9.

## 4.2. Datasets, Tasks, and Metrics

**Pretraining Dataset.** We train our model on the HowTo100M dataset [30], which contains over 1 million instructional videos with automatically generated text narrations. The audio text narrations can be assumed to be noisy

and to not always describe the video scene. Only  $\sim 50\%$  videos mention an object or an action that is visually seen in the video clip [30]. We use this dataset to train our model in a self-supervised way as described in Sec. 3.3.

**Zero-shot Text-to-video Retrieval.** We use MSR-VTT [43] and YouCook2 [46] datasets to evaluate the zero-shot text-to-video retrieval capability of our model, which measures how well a model can retrieve video by a text query. The YouCook2 dataset contains instructional cooking videos from YouTube with human-annotated clips ( $\sim 2 - 200$  seconds) and a short text descriptions (such as "add oil"). For evaluation we use at maximum first 48 seconds of video, since most video are shorter than that. The MSR-VTT dataset contains human-annotated video clips ( $\sim 10 - 30$  seconds) on various topics (such as "music", "movie", "sport") and provides captions with natural language sentences. Following [9, 28, 30, 35], to evaluate our model on MSR-VTT, we use the 1k set of test clips constructed by [44], and for YouCook2, we use 3,350 validation clips [30]. To perform retrieval, we compute similarities by dot product between a text queries *t* and all videos in the dataset using a fused *va* representation for each video. We report standard recall metrics R@1, R@5, R@10 and the median rank (MedR).

**Zero-shot Step Action Localization.** We further evaluate our model on zero-shot step action localization tasks on two datasets: CrossTask [48] and Mining YouTube [23]. The CrossTask dataset consist of 2.7k instructional videos over 18 different tasks such as "Make Lemonade" or "Build Shelves". To perform step localization, we use a sliding window and compute the similarity between the current video segment and all step label names of the task. Following the inference procedure in [48], we obtain the final labeling by running dynamic programming to find best labeling with respect to

the given order of steps based on similarities. We report a recall metric defined as ratio between the number of correct step assignments, where at least one step prediction falls into the ground-truth time interval, and the total number of steps over all videos. We report average recall over all tasks. The Mining YouTube dataset provides 250 testing cooking video. Each video is equipped with an ordered list of actions and has dense per-frame annotation. We evaluate our method with the same recall metric as on CrossTask. For both datasets, we use a 3-second sliding window with 1-second step and predict the actions for the central time-stamp using a fused  $va$  representation.

### 4.3. Comparison with State-of-the-art

**Zero-shot Text-to-video Retrieval.** First, we assess the performance of the learned multi-modal representation in context of zero-shot text-to-video retrieval task on YouCook2 and MSR-VTT datasets as shown in Table 1. In case of the YouCook2 dataset, our method achieves state-of-the-art results over all baselines, including methods with trainable visual and text backbones or a stronger visual backbone as well as methods that do not train visual backbone. Particularly, our approach improves the AVLnet [35] and MCN [9] baselines that use the same visual, text, and audio backbone and also train with three modalities by increasing R@10 by 6%. For MSR-VTT however, it shows that a fusion of video and audio modalities is not so beneficial and best performance is reached when considering only text to video retrieval and leaving out audio information. We attribute this behaviour to the domain shift between HowTo100M and MSR-VTT datasets as audio of the HowTo100M dataset mainly contains speech and text as a transcription of speech, while in MSR-VTT videos audio can be much less related to the textual description and vice versa. This assumption is supported by the fact that best-performing methods on MSR-VTT do not use HowTo100M for training at all, such as FrozenInTime [7] or CLIP4CLIP [26] which utilizes a strong backbone pre-trained on the WiT dataset CLIP [34] features. Notably, we can further strengthen our model on YouCook2 by leveraging a stronger backbone such as S3D [42], pre-trained on HowTo100M by MIL-NCE [28], reaching R@10 over 60%. Again, it shows here that this better adaptation to HowTo100M does not necessarily translate to better results on MSR-VTT.

**Zero-shot Step Action Localization.** We further evaluate our methods on zero-shot step action localization on the CrossTask and the MiningYouTube (MYT) datasets in Table 2. As the video representation we again use the fused video and audio modalities. It shows that the proposed approach clearly outperforms the directly comparable MCN approach on both datasets, as well as a fully supervised baseline CrossTask [48], HT100M [30] and MIL-NCE [28] with a trainable I3D visual backbone [28]. Looking at the

Method	Tr. Mod.	Tr. BB $v$	Visual Backbone	Recall $\uparrow$	
				CrossTask	MYT
CrossTask [48]	$tv$		R152 + I3D	31.6	-
HT100M [30]	$tv$		R152 + RX101	33.6	15.0
MIL-NCE [28]	$tv$	$\checkmark$	I3D	36.4	-
MCN [9]	$tva$		R152 + RX101	35.1	18.1
Ours	$tva$		R152 + RX101	39.3	19.4
MIL-NCE [28]	$tv$	$\checkmark$	S3D	40.5	-
ActBERT [47]	$tv$		Res3D+Faster R-CNN	41.4	-
UniVL [25]	$tv$	$\checkmark$	S3D $\dagger$	<b>42.0</b>	-
Ours	$tva$		S3D $\dagger$	41.1	<b>19.7</b>

Table 2. Comparison with state-of-the-art in zero-shot action localization on CrossTask/Mining YouTube(MYT). S3D $\dagger$  is the S3D pre-trained by MIL-NCE [28]. Tr Mod=Training Modalities, Tr BB  $v$ = Trainable Backbone for video modality.

Configuration	Retrieval	YouCook2		MSR-VTT	
		R@5 $\uparrow$	R@10 $\uparrow$	R@5 $\uparrow$	R@10 $\uparrow$
1) no transformers	$t \rightarrow v + a$	32.7	41.4	24.1	33.7
2) single-mod. transformer per mod	$t \rightarrow v + a$	39.9	50.7	25.3	33.9
3) fusion transformer	$t \rightarrow v + a$	39.5	50.2	23.8	32.7
4) fusion transformer	$t \rightarrow va$	36.6	47.0	22.6	32.1
5) fusion transf. + comb. loss	$t \rightarrow v + a$	38.2	49.2	23.3	33.2
6) fusion transf. + comb. loss (ours)	$t \rightarrow va$	40.7	51.3	23.8	31.8

Table 3. Evaluation of the contribution of the proposed fusion transformer and the combinatorial loss. In "Retrieval" column:  $v + a$  stands for independently extracting video and audio embeddings and summing up both outputs, while  $va$  for forwarding both modalities together allowing them to attend to each other.

results for S3D, it shows that the improvement is still there with respect to MIL-NCE, but not sufficient to outperform all other systems, but still comparable to UniVL [25] and ActBERT [47].

### 4.4. Ablation Studies

**Impact of fusion components.** We first address the question of how the proposed components, transformer layer, transformer fusion, and combinatorial loss impact the overall performance of our system. To this end, in Table 3 we considered the following architectures: 1) *no transformers*: our architecture without transformer layer and three pairwise contrastive losses; 2) *single modality transformer*: using three separate modality-specific transformer layers to learn three projection functions; 3) *fusion transformer*: using the proposed modality agnostic transformer with combinatorial input, but trained with three pairwise contrastive losses without fused modality components; 4) *fusion transformer + comb. loss*: using the proposed modality agnostic transformer with combinatorial input, trained with combinatorial loss to obtain the proposed method. Schematic visualization of these four setups is included in the supplement. We further consider two ways to forward two modalities, first by forwarding them separately and summing up both outputs ( $v + a$ ) and, second, by forwarding them together ( $va$ ). Overall we observe that adding a simple transformer layer

Configuration	YouCook2		MSR-VTT	
	R@5 $\uparrow$	R@10 $\uparrow$	R@5 $\uparrow$	R@10 $\uparrow$
ours	40.7	51.3	23.8	31.8
ours + shared final proj.	37.2	48.7	23.1	29.4
ours + <i>[cls]</i> token + shared final proj.	35.9	46.9	21.4	28.8

Table 4. Evaluation of different design choices for fusion transformer (with/without *[cls]* token) and final projection (shared/modality specific) into multi-modal embedding space.

Configuration	YouCook2		MSR-VTT	
	R@5 $\uparrow$	R@10 $\uparrow$	R@5 $\uparrow$	R@10 $\uparrow$
positional emb. + uniform sampling	32.7	43.4	21.8	29.1
positional emb. + max polling	33.2	43.9	21.6	30.5
positional emb. + averaging over clips	35.6	46.9	23.0	29.2
no positional emb. + uniform sampling	34.5	45.1	22.1	30.2
no positional emb. + max polling	34.8	45.2	23.0	31.8
no positional emb. + averaging over clips	36.9	47.9	22.7	31.3
no positional emb. + video at once	40.7	51.3	23.8	31.8

Table 5. Evaluation of different strategies to process long videos (longer than clips used in the training), as well as impact of positional embeddings to encode positional information.

to each modality processing separately already significantly improves performance compared to the baseline, especially for the YouCook2 dataset. We further observe that the overall performances depends on the combination of model, loss function and fusion strategy at test time. While token fusion with transformers is overall beneficial, the best performance is achieved in the *fusion transformer + comb. loss* setup. Using *fusion transformer* alone, performance drops a bit compared to the *single modality transformer*. However, utilizing shared transformer with combinatorial loss to fuse tokens from different modalities outperforms modality *summing* in *single modality transformer* setup.

**Token Aggregation and Projection.** We further evaluate the impact of separate processing of output tokens compared to aggregating information in the *[cls]* token. To this end, we compare our model architecture to a setup with a shared final projection, as well as a setup with an additional *[cls]* input token of the fusion transformer (similarly to ViT [15] and BERT [14] models). In the last scenario, we use the output *[cls]* of the multi-modal fusion transformer as an aggregated representation of input tokens and apply the final shared projection to map it into the shared embedding space. As shown in Table 4, our modality-specific projections with no *[cls]* token benefit over others options on both datasets.

**Positional Embedding and Testing on Longer Clips.** Finally, we address the question how the option of having random length inputs impacts the overall performance of the model at test time. We consider four different scenarios for testing on longer clips as shown in Table 5: 1) *uniform sampling* - after obtaining initial local features from backbones, features are uniformly sampled to fit the maximum number of tokens; 2) *max-pooling*: - local features are merged via adaptive max-pooling; 3) *averaging over clips* comprises slicing a longer clip into train-time-length clips and averag-

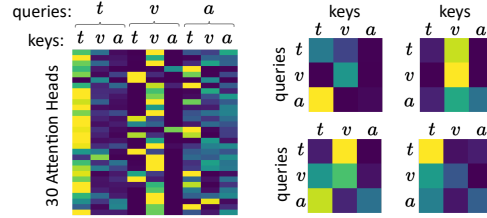


Figure 3. Attention Analysis. Left: Average attentions of 30 heads over 128 video clips for queries and keys from different modalities. Right: average attention for random 4 heads presented in 3x3 matrix.

ing obtained representations; 4) *video at once* considers processing all features at once as proposed. We further compare the first three settings in a scenario with positional embedding to no positional embedding. As positional embedding we used vanilla trainable embeddings [14] that summed up to the input tokens before transformer.

It shows that setups with positional embedding perform almost consistently below the setups without positional embedding and that this observation holds for both datasets, YouCook2 and mostly MSR-VTT. Looking at results of different processing strategies, we find that our model benefits from leveraging local temporal dependencies in data via slicing a video clip into shorter clips or *video at once* compared to *max-pooling*, *uniform sampling*. Moreover, utilizing all input data at *video at once* further significantly boosts performance.

**Attention Analysis.** Finally, we qualitatively analyze the fusion capability of our multi-modal transformer. In Figure 3 we show the average attention for query-key pairs of tokens from different modalities. We observe that some heads have a strong attention for single-modality fusion, mostly for *t* and *v* modalities, and in between, some heads are responsible for cross-modal attention.

## 5. Limitations and Conclusion

In this work, we propose a multi-modal, modality agnostic fusion transformer approach that learns to exchange information between multiple modalities, such as video, audio, and text, and to integrate them into a joined multi-modal representation to obtain an embedding that aggregates multi-modal temporal information. We show that training the system with a combinatorial loss on single modalities as well as pairs of modalities allows the fusion transformer to learn possible combinations of input modalities that leaving out any add-ons such as position encoding can improve performance as well. A clear limitation of the system becomes visible when looking at the performance difference on two downstream datasets, YouCook2 and MSR-VTT, showing that a better fusion can result in a loss in generalizability to multi-modal data that was acquired in a different way. A future research direction to mitigate those effects might be



to consider techniques from domain adaptation or generalization in context multi-modal zero-shot recognition. We hope that the proposed setup might inspire further research on this topic as well as on self-attention based multi-modal video processing in general.

## References

- [1] Hassan Akbari, Liangzhe Yuan, Rui Qian, Wei-Hong Chuang, Shih-Fu Chang, Yin Cui, and Boqing Gong. Vatt: Transformers for multimodal self-supervised learning from raw video, audio and text. *arXiv preprint arXiv:2104.11178*, 2021. 1, 3, 4, 5
- [2] Jean-Baptiste Alayrac, Adria Recasens, Rosalia Schneider, Relja Arandjelović, Jason Ramapuram, Jeffrey De Fauw, Lucas Smaira, Sander Dieleman, and Andrew Zisserman. Self-supervised multimodal versatile networks. In *NeurIPS*, 2020. 1, 3, 5, 6
- [3] Humam Alwassel, Dhruv Mahajan, Bruno Korbar, Lorenzo Torresani, Bernard Ghanem, and Du Tran. Self-supervised learning by cross-modal audio-video clustering. In *NeurIPS*, 2020. 3
- [4] Elad Amrani, Rami Ben-Ari, Daniel Rotman, and Alex Bronstein. Noise estimation using density estimation for self-supervised multimodal learning. *arXiv preprint arXiv:2003.03186*, 2020. 1, 2, 3, 5, 6
- [5] Yusuf Aytar, Carl Vondrick, and Antonio Torralba. See, hear, and read: Deep aligned representations. *arXiv preprint arXiv:1706.00932*, 2017. 3
- [6] Jimmy Lei Ba, Jamie Ryan Kiros, and Geoffrey E Hinton. Layer normalization. *arXiv preprint arXiv:1607.06450*, 2016. 3
- [7] Max Bain, Arsha Nagrani, Gül Varol, and Andrew Zisserman. Frozen in time: A joint video and image encoder for end-to-end retrieval. In *ICCV*, 2021. 1, 3, 4, 6, 7
- [8] Joao Carreira and Andrew Zisserman. Quo vadis, action recognition? a new model and the kinetics dataset. In *CVPR*, 2017. 5
- [9] Brian Chen, Andrew Rouditchenko, Kevin Duarte, Hilde Kuehne, Samuel Thomas, Angie Boggust, Rameswar Panda, Brian Kingsbury, Rogerio Feris, David Harwath, et al. Multi-modal clustering networks for self-supervised learning from unlabeled videos. *ICCV*, 2021. 1, 3, 5, 6, 7
- [10] Honglie Chen, Weidi Xie, Andrea Vedaldi, and Andrew Zisserman. Vggsound: A large-scale audio-visual dataset. In *ICASSP*, 2020. 2
- [11] Yen-Chun Chen, Linjie Li, Licheng Yu, Ahmed El Kholy, Faisal Ahmed, Zhe Gan, Yu Cheng, and Jingjing Liu. Uniter: Universal image-text representation learning. In *ECCV*, 2020. 3, 4
- [12] Ying Cheng, Ruize Wang, Zhihao Pan, Rui Feng, and Yuejie Zhang. Look, listen, and attend: Co-attention network for self-supervised audio-visual representation learning. In *ACMMM*, 2020. 3
- [13] Jia Deng, Wei Dong, Richard Socher, Li-Jia Li, Kai Li, and Li Fei-Fei. Imagenet: A large-scale hierarchical image database. In *CVPR*, 2009. 5
- [14] Jacob Devlin, Ming-Wei Chang, Kenton Lee, and Kristina Toutanova. Bert: Pre-training of deep bidirectional transformers for language understanding. *arXiv preprint arXiv:1810.04805*, 2018. 8
- [15] Alexey Dosovitskiy, Lucas Beyer, Alexander Kolesnikov, Dirk Weissenborn, Xiaohua Zhai, Thomas Unterthiner, Mostafa Dehghani, Matthias Minderer, Georg Heigold, Sylvain Gelly, et al. An image is worth 16x16 words: Transformers for image recognition at scale. *arXiv preprint arXiv:2010.11929*, 2020. 4, 8
- [16] Valentin Gabeur, Chen Sun, Karteek Alahari, and Cordelia Schmid. Multi-modal transformer for video retrieval. In *ECCV*, 2020. 1, 3, 6
- [17] Andrey Guzhov, Federico Raue, Joern Hees, and Andreas Dengel. Audioclip: Extending clip to image, text and audio. In *GCPR*, 2021. 1
- [18] Kensho Hara, Hirokatsu Kataoka, and Yutaka Satoh. Can spatiotemporal 3d cnns retrace the history of 2d cnns and imagenet? In *CVPR*, 2018. 5
- [19] Kaiming He, Xiangyu Zhang, Shaoqing Ren, and Jian Sun. Deep residual learning for image recognition. In *CVPR*, 2016. 5
- [20] Dat Huynh and Ehsan Elhamifar. A shared multi-attention framework for multi-label zero-shot learning. In *CVPR*, 2020. 2
- [21] Andrew Jaegle, Sebastian Borgeaud, Jean-Baptiste Alayrac, Carl Doersch, Catalin Ionescu, David Ding, Skanda Koppula, Daniel Zoran, Andrew Brock, Evan Shelhamer, Olivier Hénaff, Matthew M. Botvinick, Andrew Zisserman, Oriol Vinyals, and João Carreira. Perceiver io: A general architecture for structured inputs & outputs. *arXiv preprint arXiv:2107.14795*, 2021. 2, 5
- [22] Diederik P Kingma and Jimmy Ba. Adam: A method for stochastic optimization. *arXiv preprint arXiv:1412.6980*, 2014. 6
- [23] Hilde Kuehne, Ahsan Iqbal, Alexander Richard, and Juergen Gall. Mining youtube - a dataset for learning fine-grained action concepts from webly supervised video data. *arXiv preprint arXiv:1906.01012*, 2019. 2, 6
- [24] Jie Lei, Linjie Li, Luowei Zhou, Zhe Gan, Tamara L Berg, Mohit Bansal, and Jingjing Liu. Less is more: Clipbert for video-and-language learning via sparse sampling. In *CVPR*, 2021. 4
- [25] Huaishao Luo, Lei Ji, Botian Shi, Haoyang Huang, Nan Duan, Tianrui Li, Xilin Chen, and Ming Zhou. Univl: A unified video and language pre-training model for multimodal understanding and generation. *arXiv preprint arXiv:2002.06353*, 2020. 3, 7
- [26] Huaishao Luo, Lei Ji, Ming Zhong, Yang Chen, Wen Lei, Nan Duan, and Tianrui Li. CLIP4Clip: An empirical study of clip for end to end video clip retrieval. *arXiv preprint arXiv:2104.08860*, 2021. 1, 3, 7
- [27] Massimiliano Mancini, Muhammad Ferjad Naeem, Yongqin Xian, and Zeynep Akata. Open world compositional zero-shot learning. In *CVPR*, 2021. 2
- [28] Antoine Miech, Jean-Baptiste Alayrac, Lucas Smaira, Ivan Laptev, Josef Sivic, and Andrew Zisserman. End-to-end

- learning of visual representations from uncurated instructional videos. In *CVPR*, 2020. 1, 2, 3, 6, 7
- [29] Antoine Miech, Ivan Laptev, and Josef Sivic. Learnable pooling with context gating for video classification. *arXiv preprint arXiv:1706.06905*, 2017. 6
- [30] Antoine Miech, Dimitri Zhukov, Jean-Baptiste Alayrac, Makarand Tapaswi, Ivan Laptev, and Josef Sivic. Howto100m: Learning a text-video embedding by watching hundred million narrated video clips. In *ICCV*, 2019. 1, 2, 3, 4, 5, 6, 7
- [31] Tomas Mikolov, Kai Chen, Greg Corrado, and Jeffrey Dean. Efficient estimation of word representations in vector space. *arXiv preprint arXiv:1301.3781*, 2013. 5
- [32] Aaron van den Oord, Yazhe Li, and Oriol Vinyals. Representation learning with contrastive predictive coding. *arXiv preprint arXiv:1807.03748*, 2018. 5
- [33] Mandela Patrick, Po-Yao Huang, Yuki Asano, Florian Metz, Alexander Hauptmann, João Henriques, and Andrea Vedaldi. Support-set bottlenecks for video-text representation learning. *arXiv preprint arXiv:2010.02824*, 2020. 6
- [34] Alec Radford, Jong Wook Kim, Chris Hallacy, Aditya Ramesh, Gabriel Goh, Sandhini Agarwal, Girish Sastry, Amanda Askell, Pamela Mishkin, Jack Clark, Gretchen Krueger, and Ilya Sutskever. Learning transferable visual models from natural language supervision. *arXiv preprint arXiv:2103.00020*, 2021. 2, 3, 7
- [35] Andrew Rouditchenko, Angie Boggust, David Harwath, Brian Chen, Dhiraj Joshi, Samuel Thomas, Kartik Audhkhasi, Hilde Kuehne, Rameswar Panda, Rogerio Feris, Brian Kingsbury, Michael Picheny, Antonio Torralba, and James Glass. Avlnet: Learning audio-visual language representations from instructional videos. In *Interspeech*, 2021. 1, 3, 4, 5, 6, 7
- [36] Piyush Sharma, Nan Ding, Sebastian Goodman, and Radu Soricut. Conceptual captions: A cleaned, hypernymed, image alt-text dataset for automatic image captioning. 2018. 6
- [37] Zineng Tang, Jie Lei, and Mohit Bansal. Decembert: Learning from noisy instructional videos via dense captions and entropy minimization. In *NAACL*, 2021. 4
- [38] Antigoni Tsiami, Petros Koutras, and Petros Maragos. Stavis: Spatio-temporal audiovisual saliency network. In *CVPR*, 2020. 2
- [39] Ashish Vaswani, Noam Shazeer, Niki Parmar, Jakob Uszkoreit, Llion Jones, Aidan N Gomez, Łukasz Kaiser, and Illia Polosukhin. Attention is all you need. In *NeurIPS*, 2017. 4
- [40] Xiaohan Wang, Linchao Zhu, and Yi Yang. T2vlad: Global-local sequence alignment for text-video retrieval. In *CVPR*, 2021. 3
- [41] Fanyi Xiao, Yong Jae Lee, Kristen Grauman, Jitendra Malik, and Christoph Feichtenhofer. Audiovisual slowfast networks for video recognition. *arXiv preprint arXiv:2001.08740*, 2021. 2, 5
- [42] Saining Xie, Chen Sun, Jonathan Huang, Zhuowen Tu, and Kevin Murphy. Rethinking spatiotemporal feature learning: Speed-accuracy trade-offs in video classification. In *ECCV*, 2018. 7
- [43] Jun Xu, Tao Mei, Ting Yao, and Yong Rui. Msr-vtt: A large video description dataset for bridging video and language. In *CVPR*, 2016. 2, 6
- [44] Youngjae Yu, Jongseok Kim, and Gunhee Kim. A joint sequence fusion model for video question answering and retrieval. In *ECCV*, 2018. 6
- [45] Pengchuan Zhang, Xiujun Li, Xiaowei Hu, Jianwei Yang, Lei Zhang, Lijuan Wang, Yejin Choi, and Jianfeng Gao. Vinvl: Revisiting visual representations in vision-language models. In *CVPR*, 2021. 2
- [46] Luowei Zhou, Chenliang Xu, and Jason Corso. Towards automatic learning of procedures from web instructional videos. In *AAAI*, 2018. 2, 6
- [47] Linchao Zhu and Yi Yang. Actbert: Learning global-local video-text representations. In *CVPR*, 2020. 6, 7
- [48] Dimitri Zhukov, Jean-Baptiste Alayrac, Ramazan Gokberk Cinbis, David Fouhey, Ivan Laptev, and Josef Sivic. Cross-task weakly supervised learning from instructional videos. In *CVPR*, 2019. 2, 6, 7

## Supplementary Material

Supplementary material is organized as follows: firstly, we provide additional experimental results in Section A; then, we perform a qualitative analysis of zero-shot text-to-video retrieval in Section B; and finally, we provide more implementation details in Section C.

### A. Additional Experimental Evaluation

#### A.1. Action Segmentation

Following [2] we additionally report temporal action segmentation performance on the CrossTask and Mining YouTube datasets as proposed in [5]. We measured a frame-wise video segmentation performance given the order of actions in a video. Following inference procedure [5] we computed temporal alignment of video frames based on similarity matrix to text labels by a Viterbi-decoding. Before decoding, we transferred the similarity matrix to class probabilities by applying softmax with temperature 0.05 across all labels over all videos (as we did in NCE during training). Segmentation performance is measured by an intersection over union  $IoU = \frac{G \cap D}{G \cup D}$  – the ratio between the intersection of ground truth action  $G$  and prediction  $D$  and the union of them – as well as an intersection over detection  $IoD = \frac{G \cap D}{D}$ .

In Table 1 we show  $IoU$  and  $IoD$  for temporal action segmentation with a recall for step action localization. We observe that our method shows a marginal boost in temporal action segmentation on the Mining YouTube dataset while it does not benefit on the CrossTask dataset. However, we note that the segmentation evaluation procedure relies on the given order of steps in a video, while in the CrossTask dataset about 30% steps are missed and step orders are not always correct [9], so we consider the step action localization recall as a primary metric for this dataset, where our method improves performance by 4% with respect to MCN [2] baseline.

#### A.2. CrossTask Specific Results

To further analyze step action localization performance, we considered recalls for every specific task of the CrossTask dataset in Table 2. We note that our method shows a significant boost in almost all cooking-related categories, like “Make Banana Ice Cream” or “Grill Steak” while does not improve performance in not-cooking categories “Change Tire,” “All Oil to Car,” and “Build a Shelves.” The MCN method, which also utilizes audio channel, similarly demonstrate a lower performance in “Change Tire” and “All Oil to Car” tasks compared to video-text-only the CrossTask [9] and HT100M [6] baselines. We can assume that this happens due to the fewer car-related video clips in the HowTo100M dataset (7.8M) compared to food-related clips (54.4 M).

Method	CrossTask			Mining YouTube		
	Recall↑	IOD↑	IOU↑	Recall↑	IOD↑	IOU↑
Mining YouTube [5]	-	-	-	-	19.2	9.8
MCN [2]	35.1	<b>33.6</b>	<b>22.2</b>	18.1	32.0	<b>23.1</b>
<b>Ours</b>	<b>39.3</b>	32.5	18.5	<b>19.4</b>	<b>32.7</b>	<b>23.1</b>

Table 1. Evaluation of zero-shot action segmentation on the CrossTask/Mining YouTube. We report results for “R152 + RX101” visual backbone (the same as used in MCN [2]).

#### A.3. Finetuning

For text-to-video retrieval, we additionally include the performance of the models fine-tuned on downstream tasks. Following [7], we used 9,586 training clips to tune model on the YouCook2 dataset, and  $\sim 7,000$  video clips (proposed by [6]) to fine-tune model on the MSR-VTT dataset. Following [7], we used only 6,783 clips that contain the audio during fine-tuning on the MSR-VTT. Note that, since several experimental splits were proposed for the MSR-VTT dataset, we report only baselines that used the same training split as us for a fair comparison. Results presented in Table 3 demonstrate that the proposed method outperforms prior works, achieving a median recall of 3 for the YouCook2 dataset and the median recall of 4 for the MSR-VTT dataset.

#### A.4. Fusion Transformer Ablation

We also additionally ablate our Fusion Transformer with respect to a number of transformer blocks and a number of heads of multi-headed attention (and a hidden size of transformer layer) in Table 4. Due to resource constraints, we should linearly decrease either a number of heads or a training batch size (the large batch size is essential due to contrastive training) with the scaling a number of transformer blocks. We observe that the best performing configuration consists of 1 transformer block and a maximum number of transformer heads (64 heads) that fits into resources, however, we assume the model can further boost performance by increasing the number of transformer blocks leveraging more resources.

#### A.5. Text-Audio Disentangling and Loss Weighting

We also show the importance of disentangling audio with respect to text while training on the HowTo100M dataset, as well as the importance of using a larger text-video loss weight in the loss function in Table 5. Since text is obtained by applying an automated speech recognition system to the audio track, to avoid text being learned just as an audio narration, we shift the audio clip randomly by half of clip length (4 seconds out of 8 seconds) with respect to the video and text boundaries in “*disentangled text-audio*”. To further regularize text-audio learning, in “+ *loss weighting*” we used a larger weight for a text-visual loss  $\lambda_{t,v} = 1$  compared to other loss components  $\lambda_{v,a} = \lambda_{t,a} = \lambda_{t,va} = \lambda_{v,ta} =$

Method	Make Kimchi Rice	Pickle Cucumber	Make Banana Ice Cream	Grill Steak	Jack Up Car	Make Jello Shots	Change Tire	Make Lemonade	Add Oil to Car	Make Latte	Build Shelves	Make Taco Salad	Make French Toast	Make Irish Coffee	Make Strawberry Cake	Make Pancakes	Make Meringue	Make Fish Curry	Average
Fully-supervised baseline [9]	19.1	25.3	38.0	37.5	25.7	28.2	<b>54.3</b>	25.8	18.3	31.2	<b>47.7</b>	12.0	39.5	23.4	30.9	41.1	53.4	17.3	31.6
CrossTask [9]	13.3	18.0	23.4	23.1	16.9	16.5	30.7	21.6	4.6	19.5	35.3	10.0	32.3	13.8	29.5	37.6	43.0	13.3	22.4
HT100M <i>et al.</i> [6]	<b>33.5</b>	27.1	36.6	37.9	24.1	35.6	32.7	35.1	<b>30.7</b>	28.5	43.2	19.8	34.7	33.6	40.4	41.6	41.9	27.4	33.6
MCN	25.5	31.1	39.7	32.7	35.4	<b>36.8</b>	29.0	40.0	28.4	<b>33.8</b>	45.7	27.5	36.1	34.9	39.6	42.6	43.0	29.1	35.1
<b>Ours</b>	30.5	<b>41.2</b>	<b>46.5</b>	<b>46.6</b>	<b>38.9</b>	32.0	19.5	<b>48.9</b>	25.8	33.6	44.7	<b>29.1</b>	<b>40.7</b>	<b>36.9</b>	<b>50.7</b>	<b>44.1</b>	<b>63.1</b>	<b>33.6</b>	<b>39.2</b>

Table 2. Step action localization performance on the CrossTask [9] dataset: recalls corresponding to every specific task.

Method	Train. Mod.	Retriev.	Pre-train. Dataset	Visual BB	Trainable BB			YouCook2				MSR-VTT			
					<i>t</i>	<i>v</i>	<i>a</i>	R@1↑	R@5↑	R@10↑	MedR↓	R@1↑	R@5↑	R@10↑	MedR↓
ActBERT [8]	<i>tv</i>	<i>t → v</i>	HT100M	Res3D+Faster R-CNN				-	-	-	-	16.3	42.8	56.9	10
HT100M [6]	<i>tv</i>	<i>t → v</i>	HT100M	R152 + RX101				8.2	24.5	35.3	24	14.9	40.2	52.8	9
NoiseEstim. [1]	<i>tv</i>	<i>t → v</i>	HT100M	R152 + RX101				-	-	-	-	17.4	41.6	53.6	8
<b>Ours</b>	<i>tva</i>	<i>t → v</i>	HT100M	R152 + RX101	✓			<b>12.7</b>	<b>33.9</b>	<b>45.8</b>	<b>13</b>	<b>20.4</b>	<b>47.7</b>	<b>59.3</b>	<b>6</b>
AVLNet [7]	<i>tva</i>	<i>t → v + a</i>	HT100M	R152 + RX101	✓			30.2	55.5	66.5	4	22.5	50.5	<b>64.1</b>	5
MCN [2]	<i>tva</i>	<i>t → v + a</i>	HT100M	R152 + RX101	✓			28.2	53.0	63.7	5	-	-	-	-
<b>Ours</b>	<i>tva</i>	<i>t → va</i>	HT100M	R152 + RX101	✓			<b>32.1</b>	<b>59.1</b>	<b>70.9</b>	<b>3</b>	<b>23.7</b>	<b>52.1</b>	63.7	<b>4</b>

Table 3. Comparison with state-of-the-art in text-to-video retrieval on the YouCook2/MSR-VTT in finetune setting. In "Retrieval" column: *v + a* stands for averaging video and audio embeddings for a video representation, *va* - our joint video-audio embedding where modalities attend each other during embedding computation, *t* and *v* are single-modality embeddings. Train=Training, Mod=Modalities, Retriev=Retrieval, BB=backbone.

#blocks	#heads	hidden s.	batch size	YouCook2		MSR-VTT	
				R@5↑	R@10↑	R@5↑	R@10↑
1	64	4096	224 × 10	<b>40.7</b>	<b>51.3</b>	<b>23.8</b>	31.8
2	64	4096	224 × 5	37.3	47.6	23.2	<b>32.5</b>
2	64	4096	112 × 10	38.6	49.8	20.8	28.6
2	32	2048	224 × 10	38.1	49.1	22.6	30.9
4	16	1024	224 × 10	35.4	46.8	23.7	31.7

Table 4. Evaluation of different fusion transformer architectures. *#blocks* stands for a number of transformer blocks, *#heads* – for a count of attention heads; *hidden s.* denotes a hidden size of the transformer layers (that linearly depends on the number of heads); *batch size* denotes a training batch size where  $x \times y$  means that we use a batch of  $x$  videos and randomly sample  $y$  clips per video.

Configuration	YouCook2		MSR-VTT	
	R@5↑	R@10↑	R@5↑	R@10↑
aligned text-audio	37.8	47.2	14.0	20.0
disentangled text-audio	37.2	45.7	17.9	25.0
disentangled text-audio + loss weighting	<b>40.7</b>	<b>51.3</b>	<b>23.8</b>	<b>31.8</b>

Table 5. Evaluation of disentangling of audio and text while training on the HowTo100M dataset as well a weighting components in the loss function. *Aligned text-audio* and *disentangled text-audio* were trained without loss weighting, *disentangled text-audio + loss weighting* – with  $\lambda_{t,v} = 1$ ,  $\lambda_{v,a} = \lambda_{t,a} = \lambda_{t,va} = \lambda_{v,ta} = \lambda_{a,tv} = 0.1$  as proposed.

$\lambda_{a,tv} = 0.1$  (similarly to [3]). Table 5 shows that both adaptations are beneficial for training on the HowTo100M

dataset.

## B. Qualitative Analysis

We also qualitatively analyze the zero-shot retrieval capacity of our model on the YouCook2 dataset in Figure 1. We observe, that for all shown examples retrieved clips are semantically related to the given text query. Even when a correct video does not occur in the top-5 retrieval results, top-5 videos correspond to the text input: for example, for a query "bring a large pan of water to boil" our model predicts videos with boiling water in a pot.

## C. Implementation Details

### C.1. Audio Backbone

Following [2, 7], as an audio backbone, we use a trainable CNN with residual layers adopted from [4] that takes log-mel spectrograms with 16 kHz sampling rate, 25 ms Hamming window, 10 ms window stride, and 40 Mel filter bands. Note that this backbone is not pretrained. Since architecture used in [2, 7] extracts 6 1024-dimensional features per second, we adapt the last two residual blocks to extract  $\sim 1.5$  4096-dimensional features per second (the same as our video backbone). We illustrate architecture in Figure 2. While training on 8-seconds clips, we used 7.7 seconds of audio, that results exactly in 12 audio tokens.

Text Query	Top 5 Retrieved Videos				
heat the oil and fry the falafel balls until golden brown					
fold the foil around the sandwich					
cover meat with flour dunk in eggs and coat in bread crumbs					
mix the yeast sugar and water					

(a) Examples of clips retrieved in the top-1 results ( $@R = 1$ )

Text Query	Top 5 Retrieved Videos				
cook the macaroni in boiling water					
spray the chicken with cooking spray and cook the chicken in the oven					
combine diced tomato and cucumber and sliced onions					
chop some fresh parsley					

(b) Examples of clips retrieved in the top-5 results ( $@R \leq 5$ )

Text Query	Top 5 Retrieved Videos				
bring a large pan of water to boil					
when air bubbles form flip the bread over					
add worcestershire sauce to the pot					
take out the wrapped ingredients add boiling water and cover the jar					

(c) Examples of clips not retrieved in the top-5 results ( $@R > 5$ ).

Figure 1. Qualitative evaluation. Examples of zero-shot text-to-video retrieval on the YouCook2. Each row shows the top-5 retrieved videos for a given text query. The correct video is highlighted with a red color.

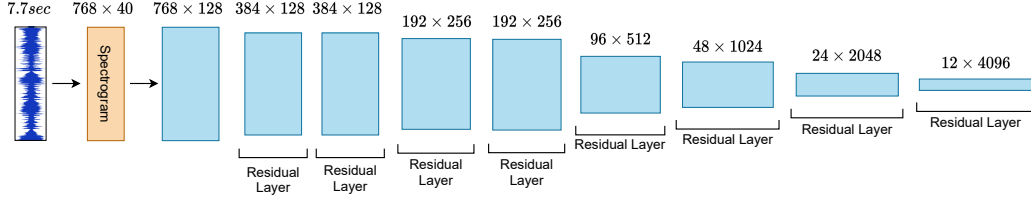


Figure 2. The schematic visualization of audio backbone network (the illustration is inspired by [7]).

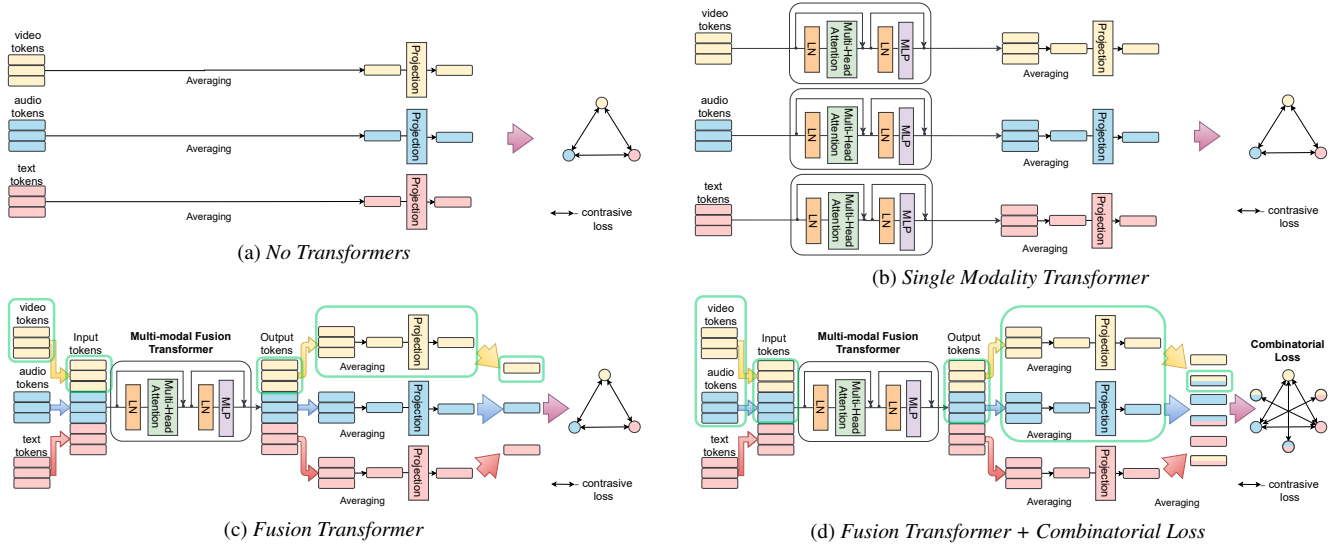


Figure 3. Comparison of different architectures considered in ablation studies. Note that in illustration of the fusion transformer in (c) and (d), not all blocks are always active, using green rectangles we exemplarily consider the way of video embedding computation in (c) and video-audio embedding computation in (d).

## C.2. Ablation Architectures

In Figure 3 we illustrate 4 architectures considered in our ablation studies: a) *no transformers*: our architecture without transformer layer, trained with three pairwise contrastive losses; 2) *single modality transformer*: leveraging three separate modality-specific transformers; 3) *fusion transformer*: the proposed modality agnostic transformer, but trained with three pairwise contrastive losses without fused modality components; 4) *fusion transformer + combinatorial loss*: the proposed architecture that utilises the modality agnostic transformer with combinatorial input, trained with combinatorial loss.

## C.3. Finetuning Details

During finetuning on the YouCook2 and MST-VTT datasets, we set  $\lambda_{t,v} = \lambda_{v,a} = \lambda_{t,a} = \lambda_{t,va} = \lambda_{v,ta} = \lambda_{a,tv} = 1$ , and tune model for 5 epochs with a learning rate of  $1e^{-5}$  and a batch size of 256 on the YouCook2 dataset, and for 25 epochs with the learning rate of  $5e^{-5}$  and the batch size of 128 on the MSR-VTT dataset.

## C.4. Training Time

Training our model on the HowTo100M dataset takes approximately 2 days on four Nvidia V100 32GB GPUs. Finetuning on the YouCook2 and the MSR-VTT takes less than 30 minutes.

## References

- [1] Elad Amrani, Rami Ben-Ari, Daniel Rotman, and Alex Bronstein. Noise estimation using density estimation for self-supervised multimodal learning. *arXiv preprint arXiv:2003.03186*, 2020. 2
- [2] Brian Chen, Andrew Rouditchenko, Kevin Duarte, Hilde Kuehne, Samuel Thomas, Angie Boggust, Rameswar Panda, Brian Kingsbury, Rogerio Feris, David Harwath, et al. Multi-modal clustering networks for self-supervised learning from unlabeled videos. *ICCV*, 2021. 1, 2
- [3] Valentin Gabeur, Chen Sun, Kartek Alahari, and Cordelia Schmid. Multi-modal transformer for video retrieval. In *ECCV*, 2020. 2
- [4] David Harwath, Adria Recasens, Dídac Surís, Galen Chuang, Antonio Torralba, and James Glass. Jointly discovering visual

- objects and spoken words from raw sensory input. In *ECCV*, 2018. [2](#)
- [5] Hilde Kuehne, Ahsan Iqbal, Alexander Richard, and Juergen Gall. Mining youtube - a dataset for learning fine-grained action concepts from webly supervised video data. *arXiv preprint arXiv:1906.01012*, 2019. [1](#)
- [6] Antoine Miech, Dimitri Zhukov, Jean-Baptiste Alayrac, Makarand Tapaswi, Ivan Laptev, and Josef Sivic. Howto100m: Learning a text-video embedding by watching hundred million narrated video clips. In *ICCV*, 2019. [1](#), [2](#)
- [7] Andrew Rouditchenko, Angie Boggust, David Harwath, Brian Chen, Dhiraj Joshi, Samuel Thomas, Kartik Audhkhasi, Hilde Kuehne, Rameswar Panda, Rogerio Feris, Brian Kingsbury, Michael Picheny, Antonio Torralba, and James Glass. Avlnet: Learning audio-visual language representations from instructional videos. In *Interspeech*, 2021. [1](#), [2](#), [4](#)
- [8] Linchao Zhu and Yi Yang. Actbert: Learning global-local video-text representations. In *CVPR*, 2020. [2](#)
- [9] Dimitri Zhukov, Jean-Baptiste Alayrac, Ramazan Gokberk Cinbis, David Fouhey, Ivan Laptev, and Josef Sivic. Cross-task weakly supervised learning from instructional videos. In *CVPR*, 2019. [1](#), [2](#)