

# Information measures and geometry of the hyperbolic exponential families of Poincaré and hyperboloid distributions\*

Frank Nielsen  
 Sony Computer Science Laboratories Inc.  
 E-mail: Frank.Nielsen@acm.org

Kazuki Okamura  
 Department of Mathematics, Faculty of Science, Shizuoka University  
 E-mail: okamura.kazuki@shizuoka.ac.jp

## Abstract

Hyperbolic geometry has become popular in machine learning due to its capacity to embed hierarchical graph structures with low distortions for further downstream processing. It has thus become important to consider statistical models and inference methods for data sets grounded in hyperbolic spaces. In this paper, we study various information-theoretic measures and the information geometry of the Poincaré distributions and the related hyperboloid distributions, and prove that their statistical mixture models are universal density estimators of smooth densities in hyperbolic spaces. The Poincaré and the hyperboloid distributions are two types of hyperbolic probability distributions defined using different models of hyperbolic geometry. Namely, the Poincaré distributions form a triparametric bivariate exponential family whose sample space is the hyperbolic Poincaré upper-half plane and natural parameter space is the open 3D convex cone of two-by-two positive-definite matrices. The family of hyperboloid distributions form another exponential family which has sample space the forward sheet of the two-sheeted unit hyperboloid modeling hyperbolic geometry. In the first part, we prove that all Ali-Silvey-Csiszár's  $f$ -divergences between Poincaré distributions can be expressed using three canonical terms using Eaton's framework of maximal group invariance. We also show that the  $f$ -divergences between any two Poincaré distributions are asymmetric except when those distributions belong to a same leaf of a particular foliation of the parameter space. We report closed-form formula for the Fisher information matrix, the Shannon's differential entropy and the Kullback-Leibler divergence. and Bhattacharyya distances between such distributions using the framework of exponential families. In the second part, we state the corresponding results for the exponential family of hyperboloid distributions by highlighting a parameter correspondence between the Poincaré and the hyperboloid distributions. Finally, we describe a random generator to draw variates and present two Monte Carlo methods to stochastically estimate numerically  $f$ -divergences between hyperbolic distributions.

**Keywords:** exponential family; group action; maximal invariant; Csiszár's  $f$ -divergence; Poincaré hyperbolic upper plane; foliation; Minkowski hyperboloid sheet; information geometry; statistical mixture models; statistical inference; clustering; expectation-maximization.

---

\*Some parts of this work appears in the conference paper [56].

# Contents

<b>1</b>	<b>Introduction</b>	<b>3</b>
1.1	Statistical modeling in hyperbolic models . . . . .	3
1.2	Contributions and paper outline . . . . .	4
<b>2</b>	<b>The family of Poincaré distributions: An exponential family with Poincaré upper-half sample space</b>	<b>5</b>
2.1	An exponential family parameterized either by vectors or matrices . . . . .	5
2.2	Statistical $f$ -divergences between Poincaré distributions . . . . .	7
2.3	Kullback-Leibler divergences from reverse Bregman divergences . . . . .	11
2.4	Dual moment parameterization and Fenchel-Young divergences . . . . .	14
2.5	Fisher information matrix and Riemannian Fisher metric . . . . .	15
2.6	Differential entropy . . . . .	16
2.7	The skew Bhattacharyya distances and Chernoff information . . . . .	18
<b>3</b>	<b>The hyperboloid distributions</b>	<b>19</b>
3.1	Statistical $f$ -divergences between hyperbolic distributions . . . . .	22
3.2	Hyperboloid mixtures as universal density approximator . . . . .	24
3.3	Correspondence principle . . . . .	26
<b>4</b>	<b>Numerical computations</b>	<b>27</b>
4.1	Sampling random variates . . . . .	28
4.2	Monte-Carlo method . . . . .	28
4.3	Monte Carlo estimators and the total variation distance . . . . .	29
4.3.1	Theoretical backgrounds . . . . .	29
4.3.2	Numerical computations . . . . .	30
<b>5</b>	<b>Conclusion</b>	<b>32</b>
<b>A</b>	<b>Calculations with the computer algebra system Maxima</b>	<b>37</b>
<b>B</b>	<b>Calculations with the statistical software R</b>	<b>38</b>
<b>C</b>	<b>Random number generation of hyperboloid variates in Python</b>	<b>39</b>
<b>D</b>	<b>Conversions between main models of hyperbolic geometry</b>	<b>40</b>
<b>E</b>	<b>Fisher-Rao geometry of the hyperboloid distribution</b>	<b>41</b>
E.1	Christoffel symbol of the second kind . . . . .	41
E.2	Riemannian curvature tensor . . . . .	42
E.3	Sectional curvature . . . . .	42
E.4	Ricci curvature . . . . .	43

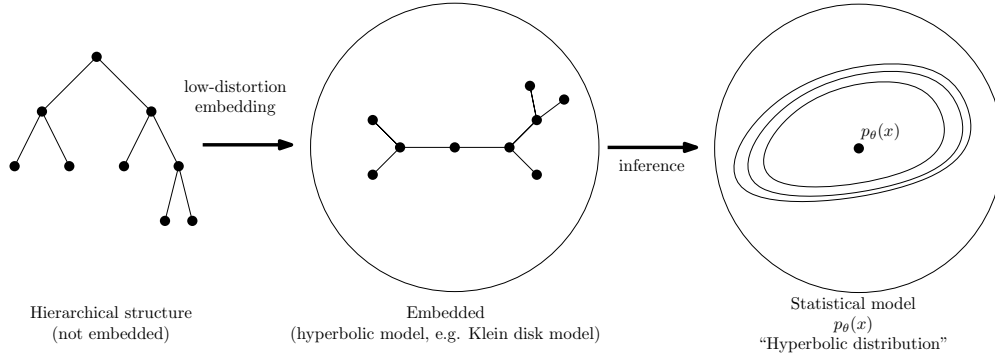


Figure 1: Statistical modeling in a hyperbolic model: A hierarchical structure (left) is embedded in a hyperbolic model with low-distortion (middle). The point data set is then modeled by a probability distribution in the hyperbolic model (right).

## 1 Introduction

### 1.1 Statistical modeling in hyperbolic models

Since it was proven that hyperbolic geometry<sup>1</sup> [5] is very well suited for embedded tree graphs with low distortions [61] as hyperbolic Delaunay subgraphs of embedded tree nodes, a recent trend in machine learning and data science is to embed discrete hierarchical graphs into continuous spaces with low distortions for further downstream tasks [45, 60, 33, 44, 66, 63, 64, 42, 36, 25]. There exists many models of hyperbolic geometry [5] like the Poincaré disk or upper-half plane conformal models, the Klein non-conformal disk model, the Beltrami hemisphere model, the Minkowski or Lorentz hyperboloid model, etc. We can transform one model of hyperbolic geometry to another model by a bijective mapping yielding a corresponding isometric embedding [22]. See Appendix D. The hyperbolic plane can also be realized partially as a 2D surface in the 3D Euclidean space called the Beltrami pseudosphere [65]. Those various models of hyperbolic geometry (also referred in the literature as Lobachevskii space [6, 71] or Bolyai-Lobachevsky space [72]) have pros and cons depending on the considered applications. For example, Klein disk model is well-suited to compute hyperbolic Voronoi diagrams since the hyperbolic Voronoi bisectors are affine in Klein model [52]. However, since Klein model is not conformal, the hyperbolic Voronoi diagram is often visualized in the Poincaré conformal disk model. In the video<sup>2</sup> [54], the hyperbolic Voronoi diagrams is shown in the five main models of hyperbolic distribution.

As a byproduct of the low-distortion hyperbolic embeddings of hierarchical graphs, many embedded data sets are available in hyperbolic model spaces, and those data sets need to be further processed. Thus it is important to build statistical models and inference methods for these hyperbolic data sets using probability distributions with support hyperbolic model spaces and to consider statistical mixtures in those spaces. Figure 1 displays the pipeline to get probability distributions in hyperbolic geometry from hierarchical structures. We quickly review the various families of probability distributions defined in hyperbolic models as follows:

<sup>1</sup>Hyperbolic geometry has constant negative curvature and the volume of hyperbolic balls increases exponentially with respect to their radii rather than polynomially as in Euclidean space.

<sup>2</sup>Available online at <https://www.youtube.com/watch?v=i9IUzNxeH4o>

- One of the very first proposed family of such “hyperbolic distributions” was proposed in 1981 [39] and are nowadays commonly called the *hyperboloid distributions*. The hyperboloid distributions are defined on the Minkowski upper sheet hyperboloid by analogy to the von-Mises Fisher distributions [10] which are defined on the sphere.
- Barbaresco [12] defined the so-called Souriau-Gibbs distributions (2019) in the Poincaré disk (Eq. 57 of [12], a natural exponential family) with its Fisher information metric coinciding with the Poincaré hyperbolic Riemannian metric (the Poincaré Unit Disk is a homogeneous space where  $SU(1, 1)$  Lie Group acts transitively).
- Nagano et al. [43] presented a pseudo-hyperbolic Gaussian (a hyperbolic wrapped normal distribution) whose density can be calculated analytically and differentiated with simple random variate generation algorithm (see also [25]).
- Recently, Tojo and Yoshino [68] (2020) described a generic method [69] to build exponential families of distributions on homogeneous spaces which are invariant under the action of a Lie group, and illustrate their method with an example of an exponential family distribution supported on the Poincaré upper-half plane with natural parameter the cone of symmetric positive-definite matrices. They also report its conjugate prior distributions which are a convenient mathematical machinery used in Bayesian statistics and Bayesian learning [30, 1].

## 1.2 Contributions and paper outline

In this paper, we first consider in the first part various information-theoretic measures and geometry [4] of the family of Poincaré distributions. Since the family of Poincaré distributions form an exponential family [16], the underlying information-geometric structure of the family viewed as a smooth manifold is dually flat<sup>3</sup> [4, 62]. We prove using the Eaton’s method of group action maximal invariants [31] that all Ali-Silvey-Csizsár’s  $f$ -divergences [27, 2] (including the Kullback-Leibler divergence) between Poincaré distributions can be expressed canonically as functions of three terms (Proposition 1 and Theorem 1). We further show that on a particular foliation of the natural parameter space of the Poincaré distributions, the  $f$ -divergences are symmetric on the leaves of constant determinant<sup>4</sup> of the foliation. We prove that the Jeffreys symmetrization of the Kullback-Leibler divergence cannot be metrized [57]. Then we report the Fisher information matrix of the Poincaré family (Eq. (54)), Amari-Chentsov cubic tensor for  $\alpha$ -geometry (with 0-geometry corresponding to the Fisher-Rao geometry [4]) and various information-theoretic quantities like the differential entropy of a Poincaré distribution (Proposition 6 and Eq. (39)), or the Kullback-Leibler divergence (Proposition 4 and Eq. (17)) and the skewed Bhattacharyya divergences (Eq. (44)) and Chernoff information between two Poincaré distributions.

In the second part of the paper, we define the hyperboloid distributions in arbitrary dimension in §3 and give their exponential family canonical decomposition. We prove that mixtures of hyperboloid distributions are universal density approximators of smooth densities on the hyperboloid in §3.2. We exhibit a correspondence in §3.3 between the upper-half plane and the Minkowski hyperboloid 2D sheet. The  $f$ -divergences between the hyperboloid distributions are very geometric because

---

<sup>3</sup>Dually flat manifolds are also called Bregman manifolds [47, 48] since they admit canonical Bregman divergences [21, 4].

<sup>4</sup>See also the foliation of the symmetric positive-definite space equipped with the affine-invariant trace metric [53] (Section 4).

we have a beautiful and clear maximal invariant which has connections with the side-angle-side congruence criteria for triangles in hyperbolic geometry.

In §4, we provide two Monte Carlo approximation algorithms for calculating numerically the  $f$ -divergences. Finally, we conclude in §5. In the appendix, we give some `Maxima` code snippet to calculate the Fisher information matrix and cubic tensor of the Poincaré distributions (§A). In §B, we give some `R` code which implements the Monte Carlo algorithms of §4. Finally, we give some `R` code in §C to generate random variates of a hyperboloid distribution.

A summarized version of this paper will be presented in part at the Geometric Science of Information (2023) as Lecture Notes in Computer Science.

## 2 The family of Poincaré distributions: An exponential family with Poincaré upper-half sample space

Tojo and Yoshino [69, 68] described a versatile method to build “interesting” exponential families of distributions on homogeneous spaces which are invariant under the action of a Lie group  $G$  generalizing the construction in [26]. They exemplify their method on the upper-half plane

$$\mathbb{H} := \{(x, y) \in \mathbb{R}^2 : y > 0\}$$

by constructing an exponential family with probability density functions invariant under the action of Lie group  $G = \text{SL}(2, \mathbb{R})$ , the set of invertible matrices with unit determinant. We shall call these distributions the Poincaré distributions since their sample space  $\mathcal{X} = \mathbb{H}$ , and study this set of distributions as an exponential family [16].

### 2.1 An exponential family parameterized either by vectors or matrices

The probability density function (pdf) of a Poincaré distribution [68] expressed using a 3D vector parameter  $\theta_v = (a, b, c) \in \mathbb{R}^3$  is given by

$$p_{\theta_v}(x, y) := \frac{\sqrt{ac - b^2} \exp(2\sqrt{ac - b^2})}{\pi} \exp\left(-\frac{a(x^2 + y^2) + 2bx + c}{y}\right) \frac{1}{y^2}, \quad (1)$$

where  $\theta_v$  belongs to the parameter space

$$\Theta_v := \{(a, b, c) \in \mathbb{R}^3 : a > 0, c > 0, ac - b^2 > 0\}. \quad (2)$$

The set  $\theta_v$  forms an open 3D convex cone. Thus the Poincaré distribution family has a 3D parameter cone space and the sample space is the hyperbolic upper plane. Figure 2 displays three examples of density profiles of Poincaré distributions.

In general, an exponential family [16, 50]  $\mathcal{P} = \{p_{\theta}(x) : \theta \in \Theta\}$  has its probability density functions which can be written canonically as

$$p_{\theta}(x) = \exp\left(\theta^{\top} t(x) - F(\theta) + k(x)\right), \quad (3)$$

where  $t(x)$  denotes the sufficient statistic vector,  $\theta$  the natural parameter,  $\theta^{\top}$  the transpose of  $\theta$ ,  $k(x)$  an auxiliary carrier term and  $F(\theta)$  the log-normalizer (also called free energy or log-partition in statistical physics and cumulant function in statistics). Let  $h(x) = e^{k(x)}$  so that  $p_{\theta}(x) = \exp(\theta^{\top} t(x) - F(\theta)) h(x)$ .




Figure 2: Plotting the probability density function  $p_\theta(x)$  of the Poincaré distribution on the Poincaré upper-half plane indexed by a  $2 \times 2$  positive-definite matrix  $\theta$  (plotted for  $x \in [-2, 2] \times (0, 2] \subset \mathbb{H}$ ).

Let  $z = x + iy \in \mathbb{C}$  and consider the mapping

$$\alpha(z) := \begin{bmatrix} \sqrt{y} & \frac{x}{\sqrt{y}} \\ 0 & \frac{1}{\sqrt{y}} \end{bmatrix}. \quad (4)$$

Then the Poincaré pdf rewrites as

$$p_\theta(z) = \frac{\sqrt{|\theta|} e^{2\sqrt{|\theta|}}}{\pi} \exp\left(-\text{tr}\left(\theta \alpha(z)^\top \alpha(z)\right)\right) \frac{dz d\bar{z}}{\text{Im}(z)^2}, \quad (5)$$

where  $\theta = \begin{bmatrix} a & b \\ b & c \end{bmatrix}$  belongs to the space of symmetric positive-definite matrices  $\text{Sym}^+(2, \mathbb{R})$ ,

$|\theta| = ac - b^2$  denotes the determinant of  $\theta$ , and  $\text{tr}(\cdot)$  denotes the matrix trace (e.g.,  $\text{tr}(\theta) = a + c$ ).

The family  $\mathcal{P} = \{p_\theta : \theta \in \text{Sym}^+(2, \mathbb{R})\}$  is a bivariate exponential family of order 3 with log-normalizer which can be expressed either using the vector parameter  $\theta_v$  or the positive-definite matrix  $\theta$ :

$$F(\theta_v) = \log\left(\frac{\pi}{\sqrt{ac - b^2} \exp(2\sqrt{ac - b^2})}\right), \quad (6)$$

$$F(\theta) = \log\left(\frac{\pi}{\sqrt{|\theta|} \exp(2\sqrt{|\theta|})}\right), \quad (7)$$

It will be useful in the remainder to define the square root of the determinant of  $\theta$ :

$$D = \sqrt{|\theta|} = \sqrt{ac - b^2} > 0. \quad (8)$$

We have  $F(\theta_v) = (\log \frac{\pi}{D}) - 2D$ . Since Bregman generators are equivalent modulo affine terms [11], we may consider

$$F(\theta_v) \equiv -\log D = -\frac{1}{2} \log |\theta|.$$

It is well-known that  $-\log |\theta|$  is a strictly convex function [29].

The sufficient statistic vector  $t_v(x)$  is

$$t_v(x, y) = -\left(\frac{x^2 + y^2}{y}, \frac{x}{y}, \frac{1}{y}\right),$$

or in equivalent matrix form:

$$t(z) = -\alpha(z)\alpha(z)^\top = -\frac{1}{y} \begin{bmatrix} x^2 + y^2 & x \\ x & 1 \end{bmatrix}.$$

The auxiliary carrier measure term is  $h(x, y) = e^{k(x, y)} = \frac{1}{y^2}$ , and  $h(x)dx dy$  is a  $\text{SL}(2, \mathbb{R})$ -invariant measure, or equivalently  $h(z) = e^{k(z)} = \frac{1}{y^2}$  and  $h(z)dz d\bar{z}$  is a  $\text{SL}(2, \mathbb{R})$ -invariant measure.

Thus we can write these Poincaré densities in the following vector/matrix canonical forms of exponential families [50]:

$$p_{\theta_v}(x, y) = \exp(\langle \theta_v, t(x, y) \rangle - F(\theta_v) + k(x, y)), \quad (9)$$

$$p_\theta(z) = \exp(\langle \theta, t(z) \rangle - F(\theta) + k(z)), \quad (10)$$

where  $\langle v_1, v_2 \rangle = v_1^\top v_2$  denotes the vector inner product (dot product) and  $\langle M_1, M_2 \rangle$  denotes the matrix inner product  $\langle M_1, M_2 \rangle = \text{tr}(M_1 M_2^\top)$ . Table 1 summarizes the dual vector/matrix parameterizations of the Poincaré distributions. The Poincaré distributions are related to the hyperboloid distributions [39] as mentioned in [68].

## 2.2 Statistical $f$ -divergences between Poincaré distributions

The  $f$ -divergence [27, 2] induced by a convex generator  $f : \mathbb{R}_{++} \rightarrow \mathbb{R}$  between two pdfs  $p(x, y)$  and  $q(x, y)$  defined on the support  $\mathbb{H}$  is defined by

$$D_f[p : q] := \int p(x, y) f\left(\frac{q(x, y)}{p(x, y)}\right) dx dy.$$

Since  $D_f[p : q] \geq f(1)$ , we consider convex generators  $f(u)$  such that  $f(1) = 0$ . The class of  $f$ -divergences include the total variation distance ( $f(u) = |u - 1|$ ), the Kullback-Leibler divergence ( $f(u) = -\log(u)$ , and its two common symmetrizations, namely, the Jeffreys divergence and the Jensen-Shannon divergence), the squared Hellinger divergence, the Pearson and Neyman sided  $\chi^2$ -divergences, etc.

We state the notion of maximal invariant by following [31]: Let  $G$  be a group acting on a set  $X$ . We denote it by  $(g, x) \mapsto gx$ .

	Vector form	Matrix form
Inner product	$\langle v_1, v_2 \rangle = v_1^\top v_2$	$\langle M_1, M_2 \rangle = \text{tr}(M_1 M_2^\top)$
Probability density	$\exp(\langle \theta_v, t(x, y) \rangle - F(\theta_v)) h(x, y)$	$\exp(\langle \theta, t(z) \rangle - F(\theta)) h(z)$
Cumulant function $F(\theta)$	$\log\left(\frac{\pi}{\sqrt{ac-b^2} \exp(2\sqrt{ac-b^2})}\right)$	$\log\left(\frac{\pi}{\sqrt{ \theta } \exp(2\sqrt{ \theta })}\right)$
Natural parameter space	$\{(a, b, c) \in \mathbb{R}^3 : a > 0, c > 0, ab - c^2 > 0\}$	$\text{Sym}^+(2, \mathbb{R})$
Sufficient statistic $t(x, y)$	$-\left(\frac{x^2+y^2}{y}, \frac{x}{y}, \frac{1}{y}\right)$	$-\frac{1}{y} \begin{bmatrix} x^2 + y^2 & x \\ x & 1 \end{bmatrix}$
Carrier measure $h(x)$	$\frac{1}{y^2} dx dy = \frac{1}{y^2} dz d\bar{z}$	
Moment parameter $\eta = E[t(x, y)] = \nabla F(\theta)$	$-\frac{1}{ac-b^2} \left(\frac{1}{2} + \sqrt{ac-b^2}\right) (a, -2b, c)^\top$	$-\left(\frac{1}{2} + \sqrt{ \theta }\right) \theta^{-\top}$

Table 1: Dual vector/matrix parameterizations of the Poincaré distributions defined on the upper plane sample space  $\mathbb{H} = \{z = x + iy \in \mathbb{C} : y > 0\}$ .

**Definition 1** (Maximal invariant of a group action [31]). *We say that a map  $\varphi$  from  $X$  to a set  $Y$  is maximal invariant if it is invariant, specifically,  $\varphi(gx) = \varphi(x)$  for every  $g \in G$  and  $x \in X$ , and furthermore, whenever  $\varphi(x_1) = \varphi(x_2)$  there exists  $g \in G$  such that  $x_2 = gx_1$ . Every invariant map is a function of a maximal invariant. Specifically, if a map  $\psi$  from  $X$  to a set  $Z$  is invariant, then, there exists a unique map  $\Phi$  from  $\varphi(X)$  to  $Z$  such that  $\Phi \circ \varphi = \psi$ . The spaces and functions are summarized in this commutative diagram:*

$$\begin{array}{ccc} X & \xrightarrow{\varphi} & Y \\ & \searrow \psi & \downarrow \Phi \\ & & Z \end{array}$$

For each  $x \in X$ , we may consider its orbit  $O_x := \{gx \in X : g \in G\}$ . A map is invariant when it is constant on orbits and maximal invariant when orbits have distinct map values. We denote by  $A^\top$  the transpose of a square matrix  $A$  and  $A^{-\top}$  the transpose of the inverse matrix  $A^{-1}$  of a regular matrix  $A$ . It holds that  $A^{-\top} = (A^\top)^{-1}$ .

**Proposition 1** (Maximal invariant). *Define a group action of  $\text{SL}(2, \mathbb{R})$  to  $\text{Sym}^+(2, \mathbb{R})^2$  by*

$$(g, (\theta, \theta')) \mapsto (g^{-\top} \theta g^{-1}, g^{-\top} \theta' g^{-1}). \quad (11)$$

*Define a map  $S : \text{Sym}^+(2, \mathbb{R})^2 \rightarrow (\mathbb{R}_{>0})^2 \times \mathbb{R}$  by*

$$S(\theta, \theta') := (|\theta|, |\theta'|, \text{tr}(\theta' \theta^{-1})). \quad (12)$$

*Then, the map  $S$  is maximal invariant of the group action.*



*Proof.* Observe that  $S$  is invariant with respect to the group action:

$$S(\theta, \theta') = S(g.\theta, g.\theta').$$

Assume that  $S(\theta^{(1)}, \theta^{(2)}) = S(\widetilde{\theta^{(1)}}, \widetilde{\theta^{(2)}})$ . We see that there exists  $g_{\theta^{(1)}} \in \mathrm{SL}(2, \mathbb{R})$  such that  $g_{\theta^{(1)}}.\theta^{(1)} = g_{\theta^{(1)}}^{-\top}\theta^{(1)}g_{\theta^{(1)}}^{-1} = \sqrt{|\theta^{(1)}|}I_2$ , where  $I_2$  denotes the  $2 \times 2$  identity matrix. Then,  $\theta^{(1)} = \sqrt{|\theta^{(1)}|}g_{\theta^{(1)}}^\top g_{\theta^{(1)}}.$  Let  $\theta^{(3)} := g_{\theta^{(1)}}.\theta^{(2)} = g_{\theta^{(1)}}^{-\top}\theta^{(2)}g_{\theta^{(1)}}^{-1}.$  Then,

$$\mathrm{tr}(\theta^{(3)}) = \mathrm{tr}(\theta^{(2)}g_{\theta^{(1)}}^{-1}g_{\theta^{(1)}}^{-\top}) = \sqrt{|\theta^{(1)}|}\mathrm{tr}(\theta^{(2)}(\theta^{(1)})^{-1}).$$

We define  $g_{\widetilde{\theta^{(3)}}}$  and  $\widetilde{\theta^{(3)}}$  in the same manner. Then,  $\mathrm{tr}(\theta^{(3)}) = \mathrm{tr}(\widetilde{\theta^{(3)}})$  and  $|\theta^{(3)}| = |\widetilde{\theta^{(3)}}|.$  Hence the set of eigenvalues of  $\theta^{(3)}$  and  $\widetilde{\theta^{(3)}}$  are identical with each other. By this and  $\theta^{(3)}, \widetilde{\theta^{(3)}} \in \mathrm{Sym}(2, \mathbb{R}),$  there exists  $h \in \mathrm{SO}(2)$  such that  $h.\theta^{(3)} = \widetilde{\theta^{(3)}}.$  Hence  $(hg_{\theta^{(1)}}).\theta^{(2)} = g_{\widetilde{\theta^{(3)}}}.\widetilde{\theta^{(2)}}.$  We also see that

$$(hg_{\theta^{(1)}}).\theta^{(1)} = g_{\theta^{(1)}}.\theta^{(1)} = \sqrt{|\theta^{(1)}|}I_2 = \sqrt{|\widetilde{\theta^{(1)}}|}I_2 = g_{\widetilde{\theta^{(1)}}}.\widetilde{\theta^{(1)}}.$$

Thus we have

$$(\widetilde{\theta^{(1)}}, \widetilde{\theta^{(2)}}) = (g_{\theta^{(1)}}^{-1}hg_{\theta^{(1)}}).\theta^{(1)}, \theta^{(2)}.$$

□

See [56, Remark 1] for an alternative proof.

**Proposition 2.**  $D_f[p_\theta : p_{\theta'}] = D_f[p_{g^{-\top}\theta g^{-1}} : p_{g^{-\top}\theta' g^{-1}}]$

For  $g \in \mathrm{SL}(2, \mathbb{R}),$  we denote the pushforward measure of a measure  $\nu$  on  $\mathbb{H}$  by the map  $z \mapsto g.z$  on  $\mathbb{H}$  by  $\nu \circ g^{-1}.$

The latter part of the following proof utilizes the method used in the proof of [68, Proposition 1].

*Proof.* We first see that for  $g \in \mathrm{SL}(2, \mathbb{R}),$

$$D_f[p_\theta : p_{\theta'}] = D_f[p_\theta \circ g^{-1} : p_{\theta'} \circ g^{-1}]. \quad (13)$$

Let  $\mu(dx dy) := dx dy / y^2.$  Then it is well-known that  $\mu$  is invariant with respect to the action of  $\mathrm{SL}(2, \mathbb{R})$  on  $\mathbb{H},$  that is,  $\mu = \mu \circ g^{-1}$  for  $g \in \mathrm{SL}(2, \mathbb{R}).$

Define a map  $\varphi : \Theta \times \mathbb{H} \rightarrow \mathbb{R}_{>0}$  by

$$\varphi(\theta, x + yi) := \frac{a(x^2 + y^2) + 2bx + c}{y}, \quad \theta = \begin{bmatrix} a & b \\ b & c \end{bmatrix}.$$

Then,  $\varphi(\theta, z) = \varphi(g.\theta, g.z)$  for  $g \in \mathrm{SL}(2, \mathbb{R}).$

Since

$$p_\theta(x, y) dx dy = \frac{\sqrt{|\theta|} \exp(2\sqrt{|\theta|})}{\pi} \exp(-\varphi(\theta, x + yi)) \mu(dx dy),$$

we have  $p_\theta \circ g^{-1} = p_{g.\theta}.$  Hence,

$$D_f[p_\theta \circ g^{-1} : p_{\theta'} \circ g^{-1}] = D_f[p_{g.\theta} : p_{g.\theta'}]. \quad (14)$$

The assertion follows from (13) and (14). □

By Propositions 1 and 2,

**Theorem 1** (Canonical terms of the  $f$ -divergences between Poincaré distributions). *Every  $f$ -divergence between two Poincaré distributions  $p_\theta$  and  $p_{\theta'}$  is a function of  $(|\theta|, |\theta'|, \text{tr}(\theta'\theta^{-1}))$  and invariant with respect to the  $\text{SL}(2, \mathbb{R})$ -action.*

Since  $|\theta + \theta'| = |\theta| + |\theta'| + |\theta| \text{tr}(\theta'\theta^{-1})$ , every  $f$ -divergence between two Poincaré distributions  $p_\theta$  and  $p_{\theta'}$  is also a function of  $(|\theta|, |\theta'|, |\theta + \theta'|)$ .

Recently, Tojo and Yoshino [70] introduced a notion of deformed exponential family associated with their  $G/H$  method in representation theory. As an example of it, they considered a family of *deformed Poincaré distributions*. The statement of Theorem 1 above also holds for these distributions. See [56, Theorem 2] for details.

**Remark 1** (Foliation). *For  $t > 0$ , let  $\Theta(t) := \{\theta \in \Theta : |\theta| = t\}$ . The sets  $\Theta(t)$  for  $t > 0$  yields a foliation of the natural parameter space  $\Theta$ :  $\Theta = \cup_{t>0} \Theta(t)$ . Then, every  $f$ -divergence between distributions on  $\Theta(t)$  is symmetric:  $D_f(p_{\theta_1} : p_{\theta_2}) = D_f(p_{\theta_2} : p_{\theta_1})$  for all  $\theta_1, \theta_2 \in \Theta(t)$ .*

We have exact formulae for the squared Hellinger divergence and the Neyman chi-squared divergence.

**Proposition 3.** (i) (squared Hellinger divergence) *Let  $f(u) = (\sqrt{u} - 1)^2/2$ . Then,*

$$D_f[p_\theta : p_{\theta'}] = 1 - \frac{2|\theta|^{1/4}|\theta'|^{1/4} \exp(|\theta|^{1/2} + |\theta'|^{1/2})}{|\theta + \theta'|^{1/2} \exp(|\theta + \theta'|^{1/2})}. \quad (15)$$

(ii) (Neyman chi-squared divergence) *Assume that  $2\theta' - \theta \in \Theta_v$ . Let  $f(u) := (u - 1)^2$ . Then,*

$$D_f[p_\theta : p_{\theta'}] = \frac{|\theta'| \exp(4|\theta'|^{1/2})}{|\theta|^{1/2}|2\theta' - \theta|^{1/2} \exp(2(|\theta|^{1/2} + |2\theta' - \theta|^{1/2}))} - 1.$$

We remark that  $|\theta + \theta'|$  and  $|2\theta' - \theta|$  can be expressed by using  $|\theta|, |\theta'|$ , and  $\text{tr}(\theta'\theta^{-1})$ . Indeed, we have

$$\begin{aligned} |\theta + \theta'| &= |\theta| + |\theta'| + |\theta| \text{tr}(\theta'\theta^{-1}), \\ |2\theta' - \theta| &= 4|\theta'| + |\theta| - 2|\theta| \text{tr}(\theta'\theta^{-1}). \end{aligned}$$

We can show Proposition 3 by straightforward calculations. The Kullback-Leibler divergence is considered in the following subsection.

*Proof.* Let  $\theta = \begin{bmatrix} a & b \\ b & c \end{bmatrix}$  and  $\theta' = \begin{bmatrix} a' & b' \\ b' & c' \end{bmatrix}$ .

(i) We remark that  $\theta + \theta' \in \Theta_v$ . Then,

$$\begin{aligned} & \sqrt{p_\theta(x, y)p_{\theta'}(x, y)} \\ &= \frac{|\theta|^{1/4}|\theta'|^{1/4} \exp((|\theta|^{1/2} + |\theta'|^{1/2})/2)}{\pi y^2} \exp\left(-\frac{(a + a')(x^2 + y^2)/2 + (b + b')x + (c + c')/2}{y}\right). \end{aligned}$$

It holds that

$$\begin{aligned} & \int_{\mathbb{H}} \exp\left(-\frac{(a+a')(x^2+y^2)/2 + (b+b')x + (c+c')/2}{y}\right) \frac{dx dy}{y^2} \\ &= \frac{2\pi}{\sqrt{(a+a')(c+c') - (b+b')^2} \exp(\sqrt{(a+a')(c+c') - (b+b')^2}/2)}. \end{aligned}$$

Now the assertion holds.

(ii) It holds that

$$\begin{aligned} & \frac{p_{\theta'}(x, y)^2}{p_{\theta}(x, y)} \\ &= \frac{|\theta'| \exp(4|\theta'|^{1/2})}{\pi |\theta|^{1/2} \exp(2|\theta|^{1/2})} \exp\left(-\frac{(2a'-a)(x^2+y^2) + 2(2b'-b)x + 2c'-c}{y}\right). \end{aligned}$$

By the assumption, it holds that

$$\begin{aligned} & \int_{\mathbb{H}} \exp\left(-\frac{(2a'-a)(x^2+y^2) + 2(2b'-b)x + 2c'-c}{y}\right) \frac{dx dy}{y^2} \\ &= \frac{\pi}{\sqrt{(2a'-a)(2c'-c) - (2b'-b)^2} \exp(\sqrt{(2a'-a)(2c'-c) - (2b'-b)^2})}. \end{aligned}$$

Now the assertion holds.  $\square$

**Example 1.** Let us report a numerical example. Let  $\theta_1 = \begin{bmatrix} 1 & 0 \\ 0 & 1 \end{bmatrix}$  and  $\theta_2 = \begin{bmatrix} \frac{1}{2} & 0 \\ 0 & 2 \end{bmatrix}$ . Both  $p_{\theta_1}$  and  $p_{\theta_2}$  belongs to the left  $\Theta(1)$  since  $|\theta_1| = |\theta_2| = 1$ . Then  $D_f(p_{\theta_1} : p_{\theta_2}) = D_f(p_{\theta_2} : p_{\theta_1}) = \frac{3}{4}$ .

The conjugate prior of a density  $p_{\theta}(x) = \exp(\langle \theta, t(x) \rangle - F(\theta))h(x)$  of a  $m$ -order exponential family is an exponential family of order  $m+1$  with sample space  $\mathcal{X}_c = \Theta$  and canonical density

$$q_{\vartheta}(x) = \exp(\langle \vartheta, (\theta, -F(\theta)) \rangle - F_c(\vartheta))h_c(x).$$

Conjugate priors are used in Bayesian inference, and the conjugate prior of the Poincaré distribution is an exponential family of order 4 which has been reported in [68].

### 2.3 Kullback-Leibler divergences from reverse Bregman divergences

The *Kullback-Leibler divergence*  $D_{\text{KL}}$  is the  $f$ -divergence obtained for the generator  $f(u) = -\log u$ . Since the Kullback-Leibler divergence between two densities of an exponential family amounts to a reverse Bregman divergence [8], we have

$$D_{\text{KL}}[p_{\theta} : p_{\theta'}] = \int_{x=-\infty}^{\infty} \int_{y=0}^{\infty} p_{\theta}(x, y) \log \frac{p_{\theta}(x, y)}{p_{\theta'}(x, y)} dx dy = B_F(\theta' : \theta),$$

where

$$F(\theta) \equiv -\frac{1}{2} \log |\theta| - 2\sqrt{|\theta|}$$

since Bregman generators are equivalent modulo affine terms. The log-normalizer can be expressed as a function of  $D$ :  $F(D) = -\log D - 2D$  where  $D = D(\theta) = |\theta| = D(a, b, c) = \sqrt{ac - b^2}$ .

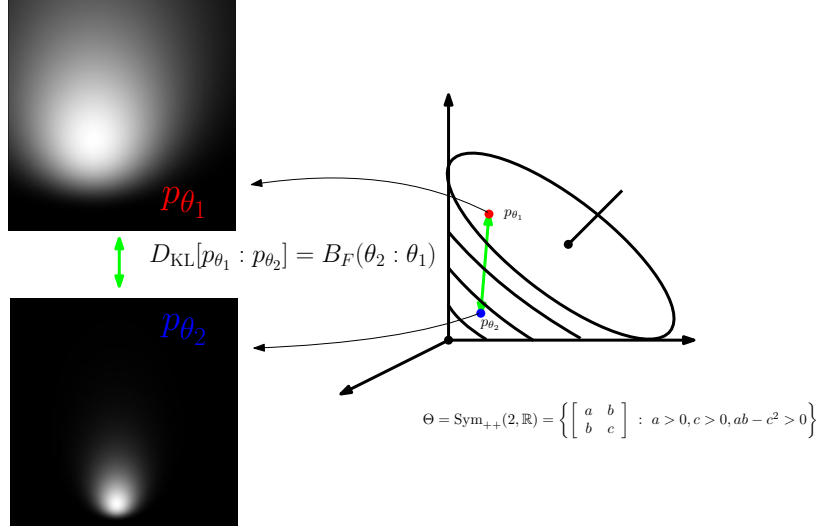


Figure 3: Correspondence between calculating the Kullback-Leibler divergence between parametric densities and the corresponding parameter divergence on the cone parameter space

Figure 3 schematically illustrates the correspondence between calculating a statistical divergence between parametric densities (e.g., the KLD) and the corresponding parameter divergence on the parameter space (e.g., the natural parameter space  $\Theta$  is the open convex symmetric positive-definite cone, SPD cone for short).

The matrix gradient of  $F(\theta)$  is

$$\nabla F(\theta) = -\left(\frac{1}{2} + \sqrt{|\theta|}\right) \theta^{-\top} = -\frac{1}{ac - b^2} \left(\frac{1}{2} + \sqrt{ac - b^2}\right) (a, -2b, c)^\top, \quad \theta = (a, b, c)^\top, \quad (16)$$

where  $\theta^{-\top} = (\theta^{-1})^\top$  denotes the inverse transpose operator.

Thus we have

$$\begin{aligned} D_{\text{KL}}[p_\theta : p_{\theta'}] &= B_F(\theta' : \theta) := F(\theta') - F(\theta) - \langle \theta' - \theta, \nabla F(\theta) \rangle, \\ &= \frac{1}{2} \log \frac{|\theta|}{|\theta'|} + 2 \left( \sqrt{|\theta|} - \sqrt{|\theta'|} \right) + \left( \frac{1}{2} + \sqrt{|\theta|} \right) (\text{tr}(\theta' \theta^{-1}) - 2). \end{aligned}$$

**Proposition 4.** *The Kullback-Leibler divergence between two Poincaré distributions  $p_\theta$  and  $p_{\theta'}$  is*

$$D_{\text{KL}}[p_\theta : p_{\theta'}] = \frac{1}{2} \log \frac{|\theta|}{|\theta'|} + 2 \left( \sqrt{|\theta|} - \sqrt{|\theta'|} \right) + \left( \frac{1}{2} + \sqrt{|\theta|} \right) (\text{tr}(\theta' \theta^{-1}) - 2). \quad (17)$$

Observe that the KLD is indeed a function of  $D = |\theta|$ ,  $D' = |\theta'|$  and  $\text{tr}(\theta' \theta^{-1})$  as claimed in Corollary 1.

The action of  $g = \begin{bmatrix} a & b \\ c & d \end{bmatrix} \in \text{SL}(2, \mathbb{R})$  with  $ad - bc = 1$  (for  $a, b, c, d \in \mathbb{R}$ ) on the sample space  $z \in \mathbb{H}$  is a linear fractional transformation:

$$z \mapsto \frac{az + b}{cz + d}. \quad (18)$$

Furthermore, the action  $g.z = \frac{az+b}{cz+d}$  corresponds to the action of  $g$  on  $\theta$ :

$$g.\theta := g^{-\top} \times \theta \times g^{-1}. \quad (19)$$

We check that for any  $g \in \text{SL}(2, \mathbb{R})$ , we have

$$D_{\text{KL}}[p_\theta : p_{\theta'}] = D_{\text{KL}}[g.p_\theta : g.p_{\theta'}] = D_{\text{KL}}[p_{g.\theta} : p_{g.\theta'}]. \quad (20)$$

Notice that the only symmetric Bregman divergences are squared Mahalanobis divergences [20]. Thus the KLD between two Poincaré distributions is asymmetric in general. The situation is completely different from the Cauchy distribution whose  $f$ -divergences are always symmetric [55, 73]. We show that every positive power of the Jeffreys divergence is also not a distance on the parameter space [57].

**Proposition 5.** *Let the Jeffreys divergence be*

$$D_J[p_\theta : p_{\theta'}] := D_{\text{KL}}[p_\theta : p_{\theta'}] + D_{\text{KL}}[p_{\theta'} : p_\theta].$$

*Then, for any  $a > 0$ ,  $D_J[p_\theta : p_{\theta'}]^a$  is not a metric on  $\text{Sym}^+(2, \mathbb{R})$ .*

*Proof.* For  $i = 1, 2, 3$ , let  $\lambda_1^{(i)}, \lambda_2^{(i)}$  be the eigenvalues of  $\theta^{(i)} = \begin{bmatrix} a_i & b_i \\ b_i & c_i \end{bmatrix} \in \text{Sym}^+(2, \mathbb{R})$ . We will show that the triangle inequality fails for certain  $\theta^{(i)}, i = 1, 2, 3$ . Then,

$$|\theta^{(i)}| = \lambda_1^{(i)} \lambda_2^{(i)}, \quad \text{tr}(\theta^{(j)}(\theta^{(i)})^{-1}) = \frac{\lambda_1^{(j)}}{\lambda_1^{(i)}} + \frac{\lambda_2^{(j)}}{\lambda_2^{(i)}}, \quad i, j = 1, 2, 3.$$

By Proposition 4,

$$D_J[p_{\theta^{(i)}} : p_{\theta^{(j)}}] = \left( \sqrt{\lambda_1^{(i)} \lambda_2^{(i)}} + \frac{1}{2} \right) \left( \frac{\lambda_1^{(j)}}{\lambda_1^{(i)}} + \frac{\lambda_2^{(j)}}{\lambda_2^{(i)}} - 2 \right) + \left( \sqrt{\lambda_1^{(j)} \lambda_2^{(j)}} + \frac{1}{2} \right) \left( \frac{\lambda_1^{(i)}}{\lambda_1^{(j)}} + \frac{\lambda_2^{(i)}}{\lambda_2^{(j)}} - 2 \right).$$

Assume that  $|\theta^{(i)}| = 1, i = 1, 2, 3$ . Then,

$$D_J[p_{\theta^{(i)}} : p_{\theta^{(j)}}]^a = 3^a \left( \frac{\lambda_1^{(j)}}{\lambda_1^{(i)}} + \frac{\lambda_1^{(i)}}{\lambda_1^{(j)}} - 2 \right)^a, \quad i, j = 1, 2, 3.$$

Hence it suffices to show that

$$\left( \frac{\lambda_1^{(2)}}{\lambda_1^{(1)}} + \frac{\lambda_1^{(1)}}{\lambda_1^{(2)}} - 2 \right)^a + \left( \frac{\lambda_1^{(3)}}{\lambda_1^{(2)}} + \frac{\lambda_1^{(2)}}{\lambda_1^{(3)}} - 2 \right)^a < \left( \frac{\lambda_1^{(3)}}{\lambda_1^{(1)}} + \frac{\lambda_1^{(1)}}{\lambda_1^{(3)}} - 2 \right)^a$$

for some choices of  $\lambda_1^{(1)}, \lambda_1^{(2)}, \lambda_1^{(3)}$ . This holds for the case that  $\frac{\lambda_1^{(2)}}{\lambda_1^{(1)}} = \frac{\lambda_1^{(3)}}{\lambda_1^{(2)}} = c$  for a large constant  $c$ .  $\square$

**Remark 2.** Notice that

(i) if we assign the values of the eigenvalues of  $\theta$  and  $\theta'$ , then,  $(|\theta|, |\theta'|, \text{tr}(\theta'\theta^{-1}))$  is uniquely determined. However, even if we assign the values of  $|\theta|, |\theta'|, \text{tr}(\theta'\theta^{-1})$ , the set of the eigenvalues of  $\theta$  and  $\theta'$  is not uniquely determined.

(ii)  $(\lambda_1^{(1)}, \lambda_2^{(1)}, \lambda_1^{(2)}, \lambda_2^{(2)})$  is not an invariant of the group action of  $\text{SL}(2, \mathbb{R})$  to  $\text{Sym}(2, \mathbb{R})^2$  defined by  $(g, (\theta^{(1)}, \theta^{(2)})) \mapsto (g^{-\top}\theta^{(1)}g^{-1}, g^{-\top}\theta^{(2)}g^{-1})$ .

(iii) In the above proof,  $\theta^{(i)} \in \Theta(1), i = 1, 2, 3$ . By Remark 1,  $D_{\text{KL}}[p_{\theta^{(i)}} : p_{\theta^{(j)}}]^a$  is symmetric, but it does not satisfy the triangle inequality.

## 2.4 Dual moment parameterization and Fenchel-Young divergences

The dual moment parameterization [16] is  $\eta = E_{p_\theta}[t(x)] = \nabla F(\theta)$  [16]. Observe that  $\eta$  is a symmetric negative-definite matrix, and therefore the moment parameter space is

$$H = \{\eta(\theta) : \theta \in \Theta\} = \text{Sym}^-(2, \mathbb{R}).$$

To compute the convex conjugate function

$$F^*(\eta) = \sup_{\theta \in \Theta} \langle \theta, \eta \rangle - F(\theta), \quad (21)$$

first consider inverting  $\eta(\theta) = \nabla F(\theta)$ .

Let us assume *a priori* that  $\theta(\eta) = D^*(\eta)\eta^{-1}$  for a scalar function  $D^*(\eta) < 0$ . Since  $\eta(\theta(\eta)) = \eta$ , and  $\eta(\theta) = \nabla F(\theta)$ , we get

$$\nabla F(D^*(\eta)\eta^{-1}) = - \left( \frac{1}{2} + \sqrt{|D^*(\eta)\eta^{-1}|} \right) \frac{\eta}{D^*(\eta)} = \eta.$$

That is, we find that

$$D^*(\eta) = - \left( \frac{1}{2} + D(\theta) \right). \quad (22)$$

We obtain the convex conjugate as

$$F^*(\eta) = \langle \eta, \theta(\eta) \rangle - F(\theta(\eta)),$$

where  $\langle \eta, \theta(\eta) \rangle = 2D^*(\eta)$ .

The Fenchel-Young divergence [47]

$$A_{F, F^*}(\theta : \eta') = F(\theta) + F^*(\eta') - \langle \theta, \eta' \rangle, \quad (23)$$

is an equivalent of the Bregman divergence using the mixed natural/moment parameters, where  $\eta' = \nabla F(\theta')$ . We have

$$B_F(\theta : \theta') = A_{F, F^*}(\theta : \eta'),$$

Thus the KLD between  $p_\theta$  and  $p_{\theta'}$  can be calculated in many equivalent ways:

$$D_{\text{KL}}[p_\theta : p_{\theta'}] = B_F(\theta' : \theta), \quad (24)$$

$$= A_{F, F^*}(\theta' : \eta), \quad (25)$$

$$= A_{F^*, F}(\eta : \theta'), \quad (26)$$

$$= B_{F^*}(\eta : \eta'). \quad (27)$$

since  $(F^*)^* = F$  (Fenchel–Moreau biconjugation theorem [59] which holds for proper lower-semi continuous convex functions  $F$ ).

Exponential families enjoy many nice properties [16]: For example, the maximum likelihood estimator (MLE) of a set of  $n$  identically and independently distributed observations  $z_1, \dots, z_n$  on  $\mathbb{H}$  is given in the moment parametrization as follows:

$$\hat{\eta} = \frac{1}{n} \sum_{i=1}^n t(z_i).$$

The MLE is consistent, asymptotically normally distributed, and efficient [16] (i.e., matching the Cramér-Rao lower bound). The corresponding natural parameter is  $\hat{\theta} = \nabla F^*(\hat{\eta})$  by the equivariance property of the MLE.

## 2.5 Fisher information matrix and Riemannian Fisher metric

The Fisher information matrix for a regular exponential family [16] is defined as

$$I_\theta(\theta) = -E_{p_\theta} [\nabla_\theta^2 \log p_\theta(x)]. \quad (28)$$

Thus for an exponential family of order  $m = \dim(\Theta)$ , we have  $I_\theta(\theta) = \nabla^2 F(\theta)$ . Using the dual parameterization, we also have  $I_\eta(\eta) = \nabla^2 F^*(\eta)$  and  $I_\theta(\theta)I_\eta(\eta) = I_m$ , where  $I_m$  denotes the  $m \times m$  identity matrix.

By using symbolic computing (see Appendix A), we obtain the Fisher information matrix of the Poincaré distributions.

In information geometry, the Fisher information matrix is used to define the Fisher information metric  $g_F$  (expressed as the Fisher information matrix (FIM)  $I_{\theta_v}$  in the local coordinate system  $\theta_v$ ) on the Riemannian manifold of the Poincaré distributions  $\mathcal{P}$ . The length element  $ds^2 = d\theta_v^\top I_{\theta_v}(\theta_v) d\theta_v = d\theta_v$  is independent of the parameterization. The Rao distance [7] is the geodesic distance of the Riemannian manifold  $(\mathcal{P}, g_F)$ .

More generally, information geometry [4] considers the dual  $\pm\alpha$ -structures that consist of a pair of torsion-free affine connections  $\nabla^{\pm\alpha}$  coupled to the Fisher metric  $g_F$  so that  $\frac{\nabla^\alpha + \nabla^{-\alpha}}{2} = \nabla^g$ , where  $\nabla^g$  denotes the Levi-Civita metric connection induced by  $g_F$ . The Fisher-Rao geometry corresponds to the 0-geometry. The  $\alpha$ -connections are defined by their Christoffel symbols  $\Gamma^\alpha$  which can be found by the Christoffel symbols of the Levi-Civita connection and the Amari-Chentsov cubic tensor  $T$  whose components are  $T_{ijk}(\theta) = \frac{\partial}{\partial \theta_i} \frac{\partial}{\partial \theta_j} \frac{\partial}{\partial \theta_k} I(\theta)$ . Using symbolic computing (see Appendix A), we can calculate the  $3^3 = 27$  components  $T_{ijk}$  of  $T$ . Since  $T$  is totally symmetric, we have  $T_{ijk} = T_{\sigma(i)\sigma(j)\sigma(k)}$  for any permutation of  $\{1, 2, 3\}$ . For example, we find that

$$\begin{aligned} T_{111} &= \frac{3c^3 \sqrt{ac - b^2} - 4c^3}{4a^3 c^3 - 12a^2 b^2 c^2 + 12ab^4 c - 4b^6}, \\ T_{123} &= \frac{-a^2 b c^2 + \sqrt{ac - b^2} (2abc + 2b^3) - ab^3 c + 2b^5}{\sqrt{ac - b^2} (2a^3 c^3 - 6a^2 b^2 c^2 + 6ab^4 c - 2b^6)}. \end{aligned}$$

Note that this Fisher metric is invariant under the linear fractional transformation action of  $\text{SL}(2, \mathbb{R})$ . Moreover, any  $f$ -divergence yields a scaled metric  $f''(1) I_\theta(\theta)$  since

$$I_g[p_\theta : p_{\theta+d\theta}] = \frac{1}{2} f''(1) d\theta^\top I_\theta(\theta) d\theta + o(\|d\theta\|^2), \quad (29)$$

when  $d\theta \rightarrow 0$ , see [4].

Many Riemannian metrics and related Riemannian distances have been investigated and classified by invariance and other properties on the open cone of positive-definite matrices. We refer the reader to the PhD thesis [67] for a panorama of such Riemannian metrics.

## 2.6 Differential entropy

The differential entropy  $h[p_\theta] := -\int p_\theta(x, y) \log p_\theta(x, y) dx dy$  can be calculated as follows [51]:

$$h[p_\theta] = -F^*(\eta) - E_{p_\theta}[k(x)] = -F^*(\eta) + 2 E_{p_\theta}[\log y]. \quad (30)$$

Thus we need to calculate the term  $E_{p_\theta}[\log y]$ . Let  $D := \sqrt{ac - b^2}$ . We first integrate  $\exp\left(-\frac{a(x^2+y^2)+2bx+c}{y}\right)$  with respect to  $x$  and eliminate the variable  $x$ . Then, by the change-of-variable  $y = \frac{D}{a}e^z$ ,

$$E_{p_\theta}[\log y] = \sqrt{\frac{D}{\pi}} e^{2D} \int_{\mathbb{R}} \left( \log \frac{D}{a} + z \right) \exp\left(-2D \cosh(z) - \frac{z}{2}\right) dz. \quad (31)$$

Let  $K_\nu(z)$  be the modified Bessel function [74] of second kind of order  $\nu$ . Then, it has the following integral expression [35, Eq. (8.432.1)]:

$$K_\nu(z) = \int_0^\infty \exp(-z \cosh(t)) \cosh(\nu t) dt, \quad \text{Re}(z) > 0. \quad (32)$$

Then,

$$\int_{\mathbb{R}} z \exp\left(-2D \cosh(z) - \frac{z}{2}\right) dz = -2 \int_0^\infty z \exp(-2D \cosh(z)) \sinh\left(\frac{z}{2}\right) dz, \quad (33)$$

$$= -2 \frac{\partial}{\partial \nu} \Big|_{\nu=1/2} K_\nu(2D). \quad (34)$$

Therefore,

$$E_{p_\theta}[\log y] = 2 \sqrt{\frac{D}{\pi}} e^{2D} \left( \log\left(\frac{D}{a}\right) K_{1/2}(2D) - \frac{\partial}{\partial \nu} \Big|_{\nu=1/2} K_\nu(2D) \right). \quad (35)$$

By [35, Eq. (8.469.3) and (8.486(1).21)],

$$E_{p_\theta}[\log y] = \log\left(\frac{D}{a}\right) - \int_0^\infty \frac{e^{-t}}{t + 4D} dt. \quad (36)$$

That is, we have

$$E_{p_\theta}[\log y] = \log\left(\frac{D}{a}\right) - e^{4D} \Gamma(0, 4D), \quad (37)$$

where

$$\Gamma(a, x) = \int_x^\infty t^{a-1} e^{-t} dt \quad (38)$$

is the upper incomplete Gamma function.

Thus we have that



**Proposition 6.** *The differential entropy  $h[p_\theta]$  of a Poincaré distribution  $p_\theta$  is*

$$h[p_\theta] = 1 + \log(\pi D) - 2 \log a - 2e^{4D} \Gamma(0, 4D), \quad (39)$$

where  $D = \sqrt{|\theta|} = \sqrt{ac - b^2}$ .

Notice that  $h(p_\theta)$  is not a function of  $D$ , it depends also on  $a$ . See Remark 5 for the reason.

**Example 2.** *Let us report a numerical example. We consider two Poincaré distributions defined by the following parameters:*

$$\theta = \begin{bmatrix} 4 & \frac{1}{4} \\ \frac{1}{4} & \frac{1}{2} \end{bmatrix}, \quad \theta' = \begin{bmatrix} 4 & \frac{1}{2} \\ \frac{1}{4} & \frac{1}{2} \end{bmatrix}.$$

We have the dual parameters:

$$\eta \simeq \begin{bmatrix} -0.488 & 0.244 \\ 0.244 & -3.906 \end{bmatrix}, \quad \eta' \simeq \begin{bmatrix} -3.132 & 0.391 \\ 0.391 & -0.783 \end{bmatrix}.$$

The dual potential functions are evaluated as

$$F(\theta) \simeq -3.114, \quad F(\theta') \simeq -1.904,$$

and

$$F^*(\eta) \simeq -0.669, \quad F^*(\eta') \simeq -1.032,$$

We find that the forward and reverse Kullback-Leibler divergences are

$$D_{\text{KL}}[p_\theta : p_{\theta'}] \simeq 5.360, \quad D_{\text{KL}}[p_{\theta'} : p_\theta] \simeq 8.573$$

The differential entropies of  $p_\theta$  and  $p_{\theta'}$  are

$$h[p_\theta] \simeq -0.608, \quad h[p_{\theta'}] \simeq 3.074$$

Now choose the following transformation matrix  $g$  of  $\text{SL}(2, \mathbb{R})$ :

$$g = \begin{bmatrix} 1 & 1 \\ 1 & 2 \end{bmatrix}.$$

Then we have

$$g.\theta = \begin{bmatrix} 15.5 & -7.75 \\ -7.75 & 4 \end{bmatrix}, \quad g.\theta' = \begin{bmatrix} 3 & -2.25 \\ -2.25 & 2 \end{bmatrix}.$$

We see that the invariance of the KLD by the action of  $g$ :

$$D_{\text{KL}}[g.p_\theta : g.p_{\theta'}] = D_{\text{KL}}[p_{g.\theta} : p_{g.\theta'}] = D_{\text{KL}}[p_\theta : p_{\theta'}] \simeq 5.360.$$

Figure 2.6 displays the distributions  $p_\theta$ ,  $p_{\theta'}$ ,  $p_{g.\theta}$ , and  $p_{g.\theta'}$ .




Figure 4: The Poincaré distributions  $p_\theta$  and  $p_{\theta'}$  with their corresponding distributions  $p_{g,\theta}$  and  $p_{g,\theta'}$  obtained by the action of  $g \in \text{SL}(2, \mathbb{R})$ . The Kullback-Leibler divergence is preserved:  $D_{\text{KL}}[p_{g,\theta} : p_{g,\theta'}] = D_{\text{KL}}[p_\theta : p_{\theta'}]$

## 2.7 The skew Bhattacharyya distances and Chernoff information

The  $\alpha$ -Bhattacharyya divergence [23, 49] between two probability distributions with densities  $p(x, y)$  and  $q(x, y)$  on the support  $\mathbb{H}$  is defined by

$$D_\alpha[p : q] := -\log \int_{\mathbb{H}} p^\alpha(x, y) q^{1-\alpha}(x, y) dx dy. \quad (40)$$

When the densities belong to the same exponential family with cumulant function  $F(\theta)$ , i.e.,  $p = p_\theta$  and  $q = p_{\theta'}$  of an exponential family, the  $\alpha$ -Bhattacharyya divergence amounts to a skew Jensen divergence:

$$D_\alpha[p_\theta : p_{\theta'}] = J_{F,\alpha}(\theta : \theta'), \quad (41)$$

where

$$J_{F,\alpha}(\theta : \theta') = \alpha F(\theta) + (1 - \alpha) F(\theta') - F(\alpha\theta + (1 - \alpha)\theta'). \quad (42)$$

Moreover, the KLD between densities of an exponential family tends asymptotically to a scaled skewed Jensen divergence [49]:

$$D_{\text{KL}}[p_\theta : p_{\theta'}] = \lim_{\alpha \rightarrow 0} \frac{1}{\alpha(1 - \alpha)} J_{F,\alpha}(\theta : \theta') \quad (43)$$

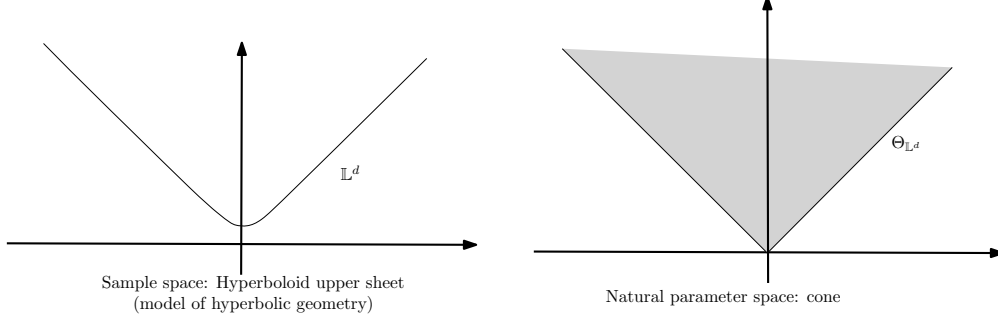


Figure 5: The family of hyperboloid distributions has sample space the hyperboloid upper sheet and natural conic parameter space.

with the skewed Jensen divergence for the Poincaré family is

$$\begin{aligned}
 J_{F,\alpha}(\theta : \theta') &= \frac{1}{2} \log \left( \frac{|(1-\alpha)\theta + \alpha\theta'|}{|\theta|^{1-\alpha} |\theta'|^\alpha} \right) \\
 &\quad + 2 \left( \sqrt{|(1-\alpha)\theta + \alpha\theta'|} - ((1-\alpha)\sqrt{|\theta|} + \alpha\sqrt{|\theta'|}) \right). \tag{44}
 \end{aligned}$$

By choosing  $\alpha$  small (say,  $\alpha = \epsilon = 0.01$ ), we can approximate the KLD by a scaled  $\alpha$ -skewed Jensen divergence which does not require to calculate the gradient term  $\nabla F(\theta)$ :

$$D_{\text{KL}}[p_\theta : p_{\theta'}] \approx_\epsilon J_{F,\epsilon}(\theta : \theta'). \tag{45}$$

The Chernoff information between two Poincaré distributions can be approximated efficiently using [46].

### 3 The hyperboloid distributions

We first give the definition of the Lobachevskii space (in reference to Minkowski hyperboloid model of hyperbolic geometry also called the Lorentz model) and the parameter space of the hyperboloid distribution. Let  $d \geq 2$ . Let

$$\mathbb{L}^d := \left\{ (x_0, x_1, \dots, x_d) \in \mathbb{R}^{d+1} : x_0 = \sqrt{1 + x_1^2 + \dots + x_d^2} \right\}$$

and

$$\Theta_{\mathbb{L}^d} := \left\{ (\theta_0, \theta_1, \dots, \theta_d) \in \mathbb{R}^{d+1} : \theta_0 > \sqrt{\theta_1^2 + \dots + \theta_d^2} \right\}.$$

Let the Minkowski inner product [24] be

$$[(x_0, x_1, \dots, x_d), (y_0, y_1, \dots, y_d)] := x_0 y_0 - x_1 y_1 - \dots - x_d y_d.$$

We have  $\mathbb{L}^d = \{x \in \mathbb{R}^{d+1} : [x, x] = 1\}$  and  $\mathbb{L}^d \subset \Theta_{\mathbb{L}^d}$ .

Now we define the *hyperboloid distribution* by following Section 7 in [13, 15, 17]. Hereafter, for ease of notation, we let  $|\theta| := [\theta, \theta]^{1/2}$ ,  $\theta \in \Theta_{\mathbb{L}^d}$ . For  $\theta \in \Theta_{\mathbb{L}^d}$ , we define a probability measure  $P_\theta$  on  $\mathbb{L}^d \simeq \mathbb{R}^d$  by

$$P_\theta(dx_1 \cdots dx_d) := c_d(|\theta|) \exp(-[\theta, \tilde{x}]) \mu(dx_1 \cdots dx_d), \tag{46}$$

where we let

$$c_d(t) := \frac{t^{(d-1)/2}}{2(2\pi)^{(d-1)/2} K_{(d-1)/2}(t)}, \quad t > 0,$$

$$\tilde{x} := \left( \sqrt{1 + \sum_i x_i^2}, x_1, \dots, x_d \right),$$

and

$$\mu(dx_1 \cdots dx_d) := \frac{1}{\sqrt{1 + \sum_i x_i^2}} dx_1 \cdots dx_d,$$

where  $K_{(d-1)/2}$  is the modified Bessel function of the second kind with index  $(d-1)/2$ . The 1D hyperboloid distribution was first introduced in statistics in 1977 [14] to model the log-size distributions of particles from aeolian sand deposits, but the 3D hyperboloid distribution was later found already studied in statistical physics in 1911 [40]. The 2D hyperboloid distribution was investigated in 1981 [19].

We can rewrite the probability density function of the hyperboloid distribution of Eq. (46) in the canonical form of an exponential family of order [16]  $m = d + 1$  as follows:

$$p_\theta(x_1, \dots, x_d) = c_d(|\theta|) \exp(-[\theta, \tilde{x}]) \frac{1}{\sqrt{1 + \sum_i x_i^2}}, \quad (47)$$

$$= \exp\left(\sum_{i=1}^d \theta_i \tilde{x}_i - \theta_0 \tilde{x}_0 + \log c_d(|\theta|) - \frac{1}{2} \log\left(1 + \sum_{i=1}^d x_i^2\right)\right), \quad (48)$$

$$= \exp(t(x)^\top \theta - F(\theta) + k(x)), \quad (49)$$

where  $t(x) = \left(-\sqrt{1 + \sum_i x_i^2}, x_1, \dots, x_d\right)$  is the vector of sufficient statistics (linearly independent) and  $F(\theta) = -\log c_d\left(\sqrt{\theta_0^2 - \sum_{i=1}^d \theta_i^2}\right)$  is the log-normalizer (cumulant function) and  $k(x) = -\frac{1}{2} \log\left(1 + \sum_{i=1}^d x_i^2\right)$  is the auxiliary carrier term. The natural parameter space is  $\Theta_{\mathbb{L}^d}$ . When  $d = 2$ , the order is  $m = d + 1 = 3$  which coincides with the order of the exponential family of Poincaré distributions.

It can be shown that

$$F(\theta) = \log K_{(d-1)/2}(|\theta|) - \frac{d-1}{2} \log |\theta| + \log(2(2\pi)^{(d-1)/2}). \quad (50)$$

Table 2 summarizes the canonical decomposition of the exponential family of hyperboloid distributions.

Since the Fisher information matrix (FIM) of an exponential family density with log-normalizer  $F(\theta)$  is  $\nabla^2 F(\theta)$ , we get the FIM for the hyperboloid distributions as

$$I(\theta) = -\nabla^2 \log c_d(|\theta|) = -\nabla^2 \log c_d\left(\sqrt{\theta_0^2 - \sum_{i=1}^d \theta_i^2}\right). \quad (51)$$

Hyperboloid pdf	$p_\theta(x) = c_d( \theta ) \exp(-[\theta, \tilde{x}]) \frac{1}{\sqrt{1+\sum_i x_i^2}}$
Exponential family	$p_\theta(x) = \exp([t(x), \theta] - F(\theta) + k(x))$
Sufficient statistic	$t(x) = \left(-\sqrt{1+\sum_i x_i^2}, x_1, \dots, x_d\right)$
Auxiliary carrier term	$k(x) = -\frac{1}{2} \log\left(1 + \sum_{i=1}^d x_i^2\right)$
Cumulant function	$F(\theta) = \log K_{(d-1)/2}( \theta ) - \frac{d-1}{2} \log  \theta  + \log(2(2\pi)^{(d-1)/2})$

Table 2: Canonical decomposition of the exponential family of hyperboloid distributions. Here,  $|\theta| := [\theta, \theta]^{1/2}$  for  $\theta \in \Theta_{\mathbb{L}^d}$

Let  $d = 2$ . We remark that

$$K_{1/2}(z) = \sqrt{\frac{\pi}{2z}} e^{-z}, \quad z > 0. \quad (52)$$

Then, for  $\theta = (\theta_0, \theta_1, \theta_2) \in \Theta_{\mathbb{L}^2}$ ,

$$P_\theta(dx_1 dx_2) = \frac{\sqrt{\theta_0^2 - \theta_1^2 - \theta_2^2} \exp(\sqrt{\theta_0^2 - \theta_1^2 - \theta_2^2}) \exp(-(\theta_0 \sqrt{1+x_1^2+x_2^2} - \theta_1 x_1 - \theta_2 x_2))}{2\pi \sqrt{1+x_1^2+x_2^2}} dx_1 dx_2.$$

The log-normalizer of this family of 2D hyperboloid distributions (order  $m = 3$ ) is

$$F(\theta) = -\frac{1}{2} \log \frac{\theta_0^2 - \theta_1^2 - \theta_2^2}{\sqrt{2\pi}} - \sqrt{\theta_0^2 - \theta_1^2 - \theta_2^2}. \quad (53)$$

The gradient is

$$\eta = \nabla F(\theta) = \begin{bmatrix} -\frac{\theta_0}{\sqrt{|\theta|}} - \frac{\theta_0}{|\theta|} \\ \frac{\theta_1}{\sqrt{|\theta|}} + \frac{\theta_1}{|\theta|} \\ \frac{\theta_2}{\sqrt{|\theta|}} + \frac{\theta_2}{|\theta|} \end{bmatrix}.$$

The Kullback-Leibler divergence between two densities  $p_{\theta_1}$  and  $p_{\theta_2}$  of an exponential family expressed using the standard inner product  $\langle \cdot, \cdot \rangle$  is:

$$D_{\text{KL}}[p_{\theta_1} : p_{\theta_2}] = F(\theta_2) - F(\theta_1) - \langle \theta_2 - \theta_1, \nabla F(\theta_1) \rangle.$$

Thus, for  $d = 2$ , the FIM for the local coordinate  $\theta = (\theta_0, \theta_1, \theta_2)$  can be calculated in closed-form using symbolic computing (e.g., `maxima` program):

$$I(\theta) = \left( -\frac{\partial^2 F}{\partial \theta_i \partial \theta_j}(\theta) \right)_{i,j=0,1,2} \quad (54)$$

$$= \frac{1}{|\theta|^4} \begin{pmatrix} (2 + |\theta|)\theta_0^2 - |\theta|^2(1 + |\theta|) & -(2 + |\theta|)\theta_0\theta_1 & -(2 + |\theta|)\theta_0\theta_2 \\ -(2 + |\theta|)\theta_0\theta_1 & (2 + |\theta|)\theta_1^2 + |\theta|^2(1 + |\theta|) & (2 + |\theta|)\theta_1\theta_2 \\ -(2 + |\theta|)\theta_0\theta_2 & (2 + |\theta|)\theta_1\theta_2 & (2 + |\theta|)\theta_2^2 + |\theta|^2(1 + |\theta|) \end{pmatrix} \quad (55)$$

[18, p.126] gives the FIM for the local coordinate  $(|\theta|, \theta_1/|\theta|, \theta_2/|\theta|)$  different<sup>5</sup> from ours, but its simple expression of [18, p.126] is useful to show that the statistical manifold is Hadamard but not Einstein (see Appendix E and Proposition 10 in it).

### 3.1 Statistical $f$ -divergences between hyperbolic distributions

Now we consider group actions on the space of parameters  $\Theta_{\mathbb{L}^d}$ . Let the indefinite special orthogonal group be

$$\text{SO}(1, d) := \left\{ A \in \text{SL}(d+1, \mathbb{R}) : [Ax, Ay] = [x, y] \ \forall x, y \in \mathbb{R}^{d+1} \right\},$$

and

$$\text{SO}_0(1, d) := \left\{ A \in \text{SO}(1, d) : A(\mathbb{L}^d) = \mathbb{L}^d \right\}.$$

An action of  $\text{SO}_0(1, d)$  to  $(\Theta_{\mathbb{L}^d})^2$  is defined by

$$\text{SO}_0(1, d) \times (\Theta_{\mathbb{L}^d})^2 \ni (A, (\theta, \theta')) \mapsto (A\theta, A\theta') \in (\Theta_{\mathbb{L}^d})^2.$$

**Proposition 7** (Maximal invariant). *The mapping  $(\theta, \theta') \mapsto ([\theta, \theta], [\theta', \theta'], [\theta, \theta'])$  is a maximal invariant for the action of  $\text{SO}_0(1, d)$  to  $(\Theta_{\mathbb{L}^d})^2$  defined above.*

In the following proof, all vectors are column vectors.

*Proof.* It is clear that the map is invariant with respect to the group action. Assume that

$$\left( [\theta^{(1)}, \theta^{(1)}], [\theta^{(2)}, \theta^{(2)}], [\theta^{(1)}, \theta^{(2)}] \right) = \left( \left[ \widetilde{\theta}^{(1)}, \widetilde{\theta}^{(1)} \right], \left[ \widetilde{\theta}^{(2)}, \widetilde{\theta}^{(2)} \right], \left[ \widetilde{\theta}^{(1)}, \widetilde{\theta}^{(2)} \right] \right).$$

Let

$$\psi_i := \frac{\theta^{(i)}}{|\theta^{(i)}|}, \quad \widetilde{\psi}_i := \frac{\widetilde{\theta}^{(i)}}{|\widetilde{\theta}^{(i)}|}, \quad i = 1, 2.$$

Then,  $[\psi_1, \psi_2] = [\widetilde{\psi}_1, \widetilde{\psi}_2]$ .

We first consider the case that  $\psi_1 = \widetilde{\psi}_1 = (1, 0, \dots, 0)^\top$ . Let  $\psi_i = (x_{i0}, \dots, x_{id})^\top, \widetilde{\psi}_i = (\widetilde{x}_{i0}, \dots, \widetilde{x}_{id})^\top, i = 1, 2$ . Then,  $x_{20} = \widetilde{x}_{20} > 0, x_{21}^2 + \dots + x_{2D}^2 = \widetilde{x}_{21}^2 + \dots + \widetilde{x}_{2D}^2$  and hence there exists a special orthogonal matrix  $P$  such that  $P(x_{21}, \dots, x_{2D})^\top = (\widetilde{x}_{21}, \dots, \widetilde{x}_{2D})^\top$ . Let

$A := \begin{pmatrix} 1 & 0 \\ 0 & P \end{pmatrix}$ . Then,  $A \in \text{SO}_0(1, d), A\psi_1 = (1, 0, \dots, 0)^\top = \widetilde{\psi}_1$  and  $A\psi_2 = \widetilde{\psi}_2$ .

We second consider the general case. Since the action of  $\text{SO}_0(1, d)$  on  $\mathbb{L}^d$  defined by  $(A, \psi) \mapsto A\psi$  is transitive, there exist  $A, B \in \text{SO}_0(1, d)$  such that  $A\psi_1 = B\widetilde{\psi}_1 = (1, 0, \dots, 0)^\top$ . Thus this case is attributed to the first case.  $\square$

We regard  $\mu$  as a probability measure on  $\mathbb{L}^d$ . We recall that  $[A\theta, A\widetilde{x}] = [\theta, \widetilde{x}]$  for  $A \in \text{SO}_0(1, d)$ . We remark that  $\mu$  is an  $\text{SO}(1, d)$ -invariant Borel measure [39] on  $\mathbb{L}^d$ . The hyperboloid distributions for  $d = 3$  were considered in [41]. Now we have that

<sup>5</sup>Eq. (54) does not hold for this coordinate.

**Theorem 2** (Canonical terms of the  $f$ -divergences between the hyperboloid distributions). *Every  $f$ -divergence between  $p_\theta$  and  $p_{\theta'}$  is invariant with respect to the action of  $\text{SO}_0(1, d)$ , and is a function of the triplet  $([\theta, \theta], [\theta', \theta'], [\theta, \theta'])$ .*

There is a clear geometric interpretation of this. The side-angle-side theorem for triangles in Euclidian geometry states that if two sides and the included angle of one triangle are equal to two sides and the included angle of another triangle, the triangles are congruent. This is also true for the hyperbolic geometry and it corresponds to Proposition 7 above. Every  $f$ -divergence is determined by the triangle formed by a pair of the parameters  $(\theta, \theta')$  when  $f$  is fixed.

The statement of Theorem 2 also holds for a deformed family of the hyperboloid distribution. See [56, Theorem 4] for details.

**Proposition 8** (Examples of divergences between hyperboloid distributions). *We have that*  
(i) (Kullback-Leibler divergence)

$$D_{\text{KL}}[p_\theta : p_{\theta'}] = \log \left( \frac{K_{(d-1)/2}(|\theta'|)}{K_{(d-1)/2}(|\theta|)} \right) + \frac{d-1}{2} \left( 2 \log \left( \frac{|\theta|}{|\theta'|} \right) + \frac{[\theta, \theta']}{[\theta, \theta]} - 1 \right) + \frac{[\theta, \theta - \theta'] K'_{(d-1)/2}(|\theta|)}{|\theta| K_{(d-1)/2}(|\theta|)}.$$

(ii) (squared Hellinger divergence) Let  $f(u) = (\sqrt{u} - 1)^2/2$ . Then,

$$D_f[p_\theta : p_{\theta'}] = 1 - 2^{(d-1)/4} \frac{|\theta|^{(d-1)/4} |\theta'|^{(d-1)/4} K_{(d-1)/2}(|\theta + \theta'|/2)}{|\theta + \theta'|^{(d-1)/2} \sqrt{K_{(d-1)/2}(|\theta|) K_{(d-1)/2}(|\theta'|)}}.$$

(iii) (Neyman chi-squared divergence) Let  $f(u) := (u - 1)^2$ . Assume that  $2\theta' - \theta \in \Theta_{\mathbb{L}^d}$ . Then,

$$D_f[p_\theta : p_{\theta'}] = \frac{|\theta'|^2 \exp(2|\theta'|)}{|\theta| |2\theta' - \theta| \exp(|\theta| + |2\theta' - \theta|)} - 1.$$

*Proof.* (i) We see that

$$D_{\text{KL}}[p_\theta : p_{\theta'}] = F(\theta') - F(\theta) - \langle \nabla F(\theta), \theta' - \theta \rangle.$$

We see that for every differentiable function  $g$ ,

$$(g(|\theta|), \theta' - \theta) = \frac{g'(|\theta|)}{|\theta|} [\theta, \theta' - \theta],$$

By this and Eq. (50), we have assertion (i).

(ii) We remark that if  $\theta, \theta' \in \Theta_{\mathbb{L}^d}$ , then,  $(\theta + \theta')/2 \in \Theta_{\mathbb{L}^d}$ . We see that

$$\int \sqrt{p_\theta(x) p_{\theta'}(x)} dx = \frac{c_d(|\theta|)^{1/2} c_d(|\theta'|)^{1/2}}{c_d(|\theta + \theta'|)}.$$

(iii) This follows from

$$\int \left( \frac{p_{\theta'}(x)}{p_\theta(x)} - 1 \right)^2 p_\theta(x) dx = \int \frac{p_{\theta'}(x)^2}{p_\theta(x)} dx - 1 = \frac{c_d(|\theta'|)^2}{c_d(|\theta|) c_d(|2\theta' - \theta|)}.$$

□

By this assertion and Eq. (52), we have that

**Corollary 1.** *Let  $d = 2$ . Then,*

(i) (Kullback-Leibler divergence) *Let  $f(u) = -\log u$ . Then,*

$$D_f[p_\theta : p_{\theta'}] = \log \left( \frac{|\theta|}{|\theta'|} \right) - |\theta'| + \frac{[\theta, \theta']}{[\theta, \theta]} + \frac{[\theta, \theta']}{|\theta|} - 1.$$

(ii) (squared Hellinger divergence) *Let  $f(u) = (\sqrt{u} - 1)^2/2$ . Then,*

$$D_f[p_\theta : p_{\theta'}] = 1 - \frac{2|\theta|^{1/2}|\theta'|^{1/2} \exp(|\theta|/2 + |\theta'|/2)}{|\theta + \theta'| \exp(|\theta + \theta'|/2)}.$$

(iii) (Neyman chi-squared divergence) *Let  $f(u) := (u - 1)^2$ . Assume that  $2\theta' - \theta \in \Theta_{\mathbb{L}^2}$ . Then,*

$$D_f[p_\theta : p_{\theta'}] = \frac{|\theta'|^2 \exp(2|\theta'|)}{|\theta| |2\theta' - \theta| \exp(|\theta| + |2\theta' - \theta|)} - 1.$$

**Remark 3.** (i) *The Neyman chi-squared divergence can take infinity. For example, let  $\theta = (4, 0, \dots, 0)$  and  $\theta' = (1, 0, \dots, 0)$ .*

(ii) (Foliation) *For  $t > 0$ , let*

$$\Theta(t) := \{\theta \in \Theta_{\mathbb{L}^d} : |\theta| = t\}.$$

*Then, by noting that  $[\theta, \theta'] = [\theta', \theta]$ , every  $f$ -divergence is symmetric on  $\Theta(t)$ . For example, if  $t = 1$  and  $d = 2$ , then, for  $f(u) = -\log u$ ,*

$$D_f[p_\theta : p_{\theta'}] = 2([\theta, \theta'] - 1)$$

*on  $\Theta(1)$ . We can also show that every positive power of  $D_f[p_\theta : p_{\theta'}]$  is not a metric on  $\Theta(1)$  by Proposition 9 below and Remark 2 (iii).*

### 3.2 Hyperboloid mixtures as universal density approximator

The set of the  $d$ -dimensional *hyperboloid mixture model* is given by

$$\mathcal{M}_{\mathbb{L}^d} := \left\{ \sum_{i=1}^n w_i P_{\theta_i} : \theta_1, \dots, \theta_n \in \Theta_{\mathbb{L}^d}, w_i \geq 0, \sum_{i=1}^n w_i = 1 \right\}.$$

The following shows that the hyperboloid mixture model has a universal property as the location-scale model.

**Theorem 3.** *The set of statistical mixtures  $\mathcal{M}_{\mathbb{L}^d}$  is dense in the space of the probability distribution on  $\mathbb{R}^d$  for the topology of the weak convergence.*

*Proof.* In this proof we identify  $\mathbb{L}^d$  with  $\mathbb{R}^d$ . We first remark that the set of the Dirac masses  $\{\delta_x\}_{x \in \mathbb{R}^d}$  is dense in the space of the probability distribution on  $\mathbb{R}^d$  for the topology of the weak convergence, by applying the Krein-Milman theorem to the space of the probability measures on a compact subset of  $\mathbb{R}^d$  and using the fact that  $\mathbb{R}^d$  is  $\sigma$ -compact.



Hence it suffices to show that for every  $\theta \in \mathbb{L}^d$ ,  $P_{t\theta}$  converges weakly to  $\delta_\theta$  as  $t \rightarrow +\infty$ . Let  $f$  be a bounded continuous function on  $\mathbb{L}^d$ . Then it suffices to show that

$$\int_{\mathbb{L}^d} f(x) dP_{t\theta}(x) \rightarrow f(\theta), \quad t \rightarrow +\infty. \quad (56)$$

It is not difficult to show that if  $\lim_{n \rightarrow \infty} [\theta, x_n] = 1$  then  $\lim_{n \rightarrow \infty} x_n = \theta$ . Hence, for every  $\epsilon > 0$ , there exists  $\delta > 0$  such that for every  $x \in \mathbb{L}^d$  with  $[\theta, x] \leq 1 + \delta$ ,  $|f(x) - f(\theta)| < \epsilon$ . Let  $B(\theta, \delta) := \{x \in \mathbb{L}^d : [\theta, x] \leq 1 + \delta\}$ . Then, for every  $t > 0$ ,

$$\int_{B(\theta, \delta)} |f(x) - f(\theta)| dP_{t\theta}(x) \leq \epsilon.$$

Hence, by noting that  $f$  is bounded, it suffices to show that

$$P_{t\theta}(B(\theta, \delta)^c) \rightarrow 0, \quad t \rightarrow +\infty.$$

If this holds, then,

$$\limsup_{t \rightarrow +\infty} \int_{\mathbb{L}^d} |f(x) - f(\theta)| dP_{t\theta}(x) \leq \epsilon.$$

We have Eq. (56) if we let  $\epsilon \rightarrow +0$ .

We recall that

$$dP_{t\theta}(x) = \frac{\exp(-t[\theta, x])}{\int_{\mathbb{L}^d} \exp(-t[\theta, x]) \mu(dx)} \mu(dx), \quad x \in \mathbb{L}^d.$$

Now it suffices to show that

$$\frac{P_{t\theta}(B(\theta, \delta)^c)}{P_{t\theta}(B(\theta, \delta))} = \frac{\int_{B(\theta, \delta)^c} \exp(-t[\theta, x]) \mu(dx)}{\int_{B(\theta, \delta)} \exp(-t[\theta, x]) \mu(dx)} \rightarrow 0, \quad t \rightarrow +\infty. \quad (57)$$

We see that

$$\int_{B(\theta, \delta)} \exp(-t[\theta, x]) \mu(dx) \geq \exp(-t(1 + \delta)) \mu(B(\theta, \delta)).$$

By the Lebesgue convergence theorem,

$$\int_{B(\theta, \delta)^c} \exp(-t([\theta, x] - 1 - \delta)) \mu(dx) \rightarrow 0, \quad t \rightarrow +\infty.$$

Thus we have Eq. (57). □

Thus statistical mixture models of hyperboloid distributions are universal density estimators of continuous pdfs in hyperbolic spaces. This result is the equivalent of Gaussian mixture models being universal density estimators in Euclidean spaces [3].

**Remark 4.** *Since the Poincaré distributions and hyperboloid distributions are exponential families of hyperbolic geometry, we can consider learning statistical mixtures using the corresponding Bregman soft clustering [11] (Section 5) which implements the standard Expectation-Maximization algorithm [28] for mixture density estimation.*

### 3.3 Correspondence principle

It is well-known that there is a correspondence between the 2D Lobachevskii space  $\mathbb{L} = \mathbb{L}^2$  and the Poincaré upper-half plane  $\mathbb{H}$ .

**Proposition 9.** For  $\theta = (a, b, c) \in \Theta_{\mathbb{H}} := \{(a, b, c) : a > 0, c > 0, ac > b^2\}$ , let

$$\theta_{\mathbb{L}} := (a + c, a - c, 2b) \in \Theta_{\mathbb{L}}.$$

We denote the  $f$ -divergence on  $\mathbb{L}$  and  $\mathbb{H}$  by  $D_f^{\mathbb{L}}[\cdot : \cdot]$  and  $D_f^{\mathbb{H}}[\cdot : \cdot]$  respectively. Then,

(i) For  $\theta, \theta' \in \Theta_{\mathbb{H}}$ ,

$$|\theta_{\mathbb{L}}|^2 = [\theta_{\mathbb{L}}, \theta_{\mathbb{L}}] = 4|\theta|, \quad |\theta'_{\mathbb{L}}|^2 = [\theta'_{\mathbb{L}}, \theta'_{\mathbb{L}}] = 4|\theta'|, \quad [\theta_{\mathbb{L}}, \theta'_{\mathbb{L}}] = 2|\theta|\text{tr}(\theta'\theta^{-1}). \quad (58)$$

(ii) For every  $f$  and  $\theta, \theta' \in \mathbb{H}$ ,

$$D_f^{\mathbb{L}}[p_{\theta_{\mathbb{L}}} : p_{\theta'_{\mathbb{L}}}] = D_f^{\mathbb{H}}[p_{\theta} : p_{\theta'}]. \quad (59)$$

For (i), at its first glance, there is an inconsistency in notation. However,  $|\theta|$  is the Minkowski norm for  $\theta \in \theta_{\mathbb{L}}$ , and,  $|\theta|$  is the determinant for  $\theta \in \Theta_v$ , so the notation is consistent *in each setting*. By this assertion, it suffices to compute the  $f$ -divergences between the hyperboloid distributions on  $\mathbb{L}$ .

By Eq. (59) and Proposition 5, we see that every positive power of the Jeffreys divergence is not a distance on  $\Theta_{\mathbb{L}}$ .

**Corollary 2.** For any  $a > 0$ ,  $D_J[p_{\theta} : p_{\theta'}]^a$  is not a metric on  $(\Theta_{\mathbb{L}})^2$ .

By Theorem 3 and the change-of-variable in Remark 5 below, we have that

**Corollary 3.** The set of statistical mixtures of the Poincaré distributions is dense in the space of the probability distribution on  $\mathbb{H}$  for the topology of the weak convergence.

By Proposition 9, we have that

Poincaré	2D hyperboloid
Theorem 1	Theorem 2
Proposition 4	Corollary 1 (i)
Proposition 3	Corollary 1 (ii) (iii)
Proposition 5	Corollary 2
Theorem 3	Corollary 3

Table 3: Correspondences between the results for the Poincaré and hyperboloid models

**Remark 5** (modified differential entropy). *This correspondence does not hold for the differential entropy. Specifically, Eq. (59) does not imply an assertion for the 2D hyperboloid model corresponding Proposition 6 for the Poincaré distribution. Indeed, if we let*

$$h^{\mathbb{L}}[p_{\theta}] := \int_{\mathbb{R}^2} -\log(p_{\theta}(x, y))p_{\theta}(x, y)dx dy, \theta \in \Theta_{\mathbb{L}},$$

then, it can happen that  $h^{\mathbb{L}}[p_{\theta^{\mathbb{L}}}] \neq h[p_{\theta}]$ . The reason is that  $dxdy$  is not an invariant measure.

Now we modify the definition of the differential entropy. This modification was already pointed out by Jaynes [38].

For  $\theta \in \Theta_{\mathbb{L}}$ , let  $\tilde{p}_{\theta}(x, y) := \sqrt{1 + x^2 + y^2} p_{\theta}(x, y)$ ,  $(x, y) \in \mathbb{R}^2$ , and  $\mu_{\mathbb{L}}(dxdy) := \frac{dxdy}{\sqrt{1 + x^2 + y^2}}$ .

Let

$$\tilde{h}^{\mathbb{L}}[p_{\theta}] := \int_{\mathbb{R}^2} -\log(\tilde{p}_{\theta}(x, y)) \tilde{p}_{\theta}(x, y) \mu_{\mathbb{L}}(dxdy), \theta \in \Theta_{\mathbb{L}}.$$

In the same manner, for  $\theta \in \Theta_{\mathbb{H}}$ , let  $\tilde{p}_{\theta}(x, y) := y^2 p_{\theta}(x, y)$ ,  $(x, y) \in \mathbb{R} \times \mathbb{R}_{++}$ , and  $\mu_{\mathbb{H}}(dxdy) := \frac{dxdy}{y^2}$ . Let

$$\tilde{h}^{\mathbb{H}}[p_{\theta}] := \int_{\mathbb{R} \times \mathbb{R}_{++}} -\log(\tilde{p}_{\theta}(x, y)) \tilde{p}_{\theta}(x, y) \mu_{\mathbb{H}}(dxdy), \theta \in \Theta_{\mathbb{H}}.$$

By the change of variable

$$\mathbb{H} \ni (x, y) \mapsto (X, Y) = \left( \frac{1 - x^2 - y^2}{2y}, \frac{x}{y} \right) \in \mathbb{R}^2,$$

and by recalling the correspondence between the parameters in Eq. (58), it holds that

$$\tilde{p}_{\theta}(x, y) = y^2 p_{\theta}(x, y) = \sqrt{1 + X^2 + Y^2} p_{\theta^{\mathbb{L}}}(X, Y) = \tilde{p}_{\theta^{\mathbb{L}}}(X, Y),$$

and

$$\mu_{\mathbb{H}}(dxdy) = \mu_{\mathbb{L}}(dXdY).$$

Hence,

$$\tilde{h}^{\mathbb{L}}[p_{\theta^{\mathbb{L}}}] = \tilde{h}^{\mathbb{H}}[p_{\theta}] = -F^*(\eta) = 1 + \log \left( \frac{\pi}{\sqrt{|\theta|}} \right) = 1 + \log \left( \frac{2\pi}{|\theta^{\mathbb{L}}|} \right).$$

It seems more difficult to obtain an explicit formula for the differential entropy for the 2D hyperboloid model.

**Remark 6.** By this corresponding principle, Eq.(56) holds also for Poincaré distributions.

Let  $\theta = \begin{bmatrix} 1 & x \\ x & x^2 + y^2 \end{bmatrix} \in \Theta_{\mathbb{H}}$  for  $x + iy \in \mathbb{H}$ . Then,  $P_{t\theta}$  weakly converges to  $\delta_{x+iy}$  as  $t \rightarrow +\infty$ .

Hence, an analog of Theorem 3 would hold also for Poincaré distributions.

## 4 Numerical computations

We consider numerical computations for  $f$ -divergences between hyperboloid distributions for  $d = 2$ . The techniques we will use below would be valid for all dimensions, but we deal with the case of the 2-dimensional case only. By the correspondence principle in Proposition 9, they are also applicable to the Poincaré distributions. We mainly focus on the total variation distance:

$$D_{\text{TV}}[p : q] := \int_{\mathbb{R}^2} \frac{1}{2} |p(x, y) - q(x, y)| dxdy.$$

In below, we find a probability space, a two-dimensional distribution  $(X, Y)$  on it and a function  $g_{\theta, \theta'}$  such that

$$D_f[p_{\theta} : p_{\theta'}] = E [g_{\theta, \theta'}(X, Y)]. \quad (60)$$

## 4.1 Sampling random variates

As in [13], the hyperboloid model is expressed by the normal distribution having random mean and variance governed by the generalized inverse gamma distribution. Specifically,  $P_\theta(dx_1dx_2), \theta = (\theta_0, \theta_1, \theta_2)$ , is the normal distribution with its mean  $\sigma^2(\theta_1, \theta_2)$  and covariance matrix  $\sigma^2 I_2$ , where  $\sigma^2$  is a random variable governed by a generalized inverse gamma distribution and its density function<sup>6</sup> is given by

$$\frac{\sqrt{\theta_0^2 - \theta_1^2 - \theta_2^2} \exp(\sqrt{\theta_0^2 - \theta_1^2 - \theta_2^2})}{2\pi} \frac{1}{\sqrt{x}} \exp\left(-\frac{1}{2} \left(\frac{1}{x} + (\theta_0^2 - \theta_1^2 - \theta_2^2)x\right)\right), \quad x > 0. \quad (61)$$

Hence the problem is attributed by generating a random variable following the generalized inverse gamma distribution. We use the software `Scipy` and the function `scipy.stats.geninvgauss`<sup>7</sup>. It depends on an acceptance-rejection method considered by [37].

If the distribution of  $(X, Y)$  is the hyperboloid distribution, and  $g_{\theta, \theta'}(x, y) = \frac{1}{2} \left| \frac{p_{\theta'}(x, y)}{p_\theta(x, y)} - 1 \right|$ , then, Eq. (60) holds.

## 4.2 Monte-Carlo method

Here we use Monte-Carlo methods for approximations of  $f$ -divergences between the hyperboloid distributions.

(MC1) The first way is the *importance sampling* [34]. It is a variance reduction technique in Monte-Carlo method by using a distribution with positive density. Let  $p = p(x) > 0$  be a pdf of a continuous distribution supported on  $\mathbb{R}$ . Consider the scale family  $\{p_\sigma(x) := (1/\sigma) * p(x/\sigma)\}_{\sigma > 0}$ . Let  $X$  and  $Y$  be two independent distributions whose density functions are both  $p(x)$ . Let

$$H_{\theta, \theta'}(x, y) := f\left(\frac{p_{\theta'}(x, y)}{p_\theta(x, y)}\right) p_\theta(x, y)$$

and

$$g_{\theta, \theta'}(x, y) := \frac{H_{\theta, \theta'}(x, y)}{p_\sigma(x)p_\sigma(y)}, \quad x, y \in \mathbb{R}. \quad (62)$$

Then, Eq. (60) holds, and furthermore, we expect that by the law of large numbers, for large  $n$ ,

$$D_f(p_\theta : p_{\theta'}) = E[g_{\theta, \theta'}(X, Y)] \approx \frac{1}{n} \sum_{i=1}^n g_{\theta, \theta'}(X_i, Y_i),$$

where  $X_i, Y_i, i \geq 1$ , are independent random variables whose distributions have a density function  $p_\sigma(x)$  and we assume that  $g(X_1, Y_1)$  is integrable.

There are many candidates for  $p(x)$  and  $\sigma > 0$ . However, the integrability of  $g_{\theta, \theta'}(X, Y)$  is important.

There are many choices of  $p = p(x)$ . In below, we consider two specific choices of  $p = p(x)$ : (i) the logistic distribution, and (ii) the t-distribution with freedom 7. These perform well in the case of the Kullback-Leibler divergence.

<sup>6</sup>The form depends on the dimension. For  $d \geq 3$ , it involves the modified Bessel function of the second kind. See [13].

<sup>7</sup><https://docs.scipy.org/doc/scipy/reference/generated/scipy.stats.geninvgauss.html#scipy.stats.geninvgauss>

We optimize  $\sigma > 0$  by using the same idea as the cross-entropy method. We aim at minimizing the variance  $\text{Var}(g_{\theta, \theta'}(X, Y)) = E[g_{\theta, \theta'}(X, Y)^2] - D_f(p_\theta : p_{\theta'})^2$ . Then, for large  $n$ ,

$$E [g_{\theta, \theta'}(X, Y)^2] = \int \frac{H_{\theta, \theta'}(x, y)^2}{p_\sigma(x)p_\sigma(y)p(x)p(y)} p(x)p(y) dx dy \approx \frac{1}{n} \sum_{i=1}^n \frac{H_{\theta, \theta'}(X_i, Y_i)^2}{p_\sigma(X_i)p_\sigma(Y_i)p(X_i)p(Y_i)}.$$

We adopt  $\sigma > 0$  which minimizes the above integral. In numerical computations, we substitute the sample mean above for the integral. The variances computed with the optimal  $\sigma$  are much smaller than the variances computed with  $\sigma = 1$ .

(MC2) The second way is a crude Monte-Carlo method by using change-of-variables. The correspondence

$$(X, Y) \mapsto (x, y) = \left( \frac{X}{\sqrt{1 - X^2 - Y^2}}, \frac{Y}{\sqrt{1 - X^2 - Y^2}} \right)$$

gives a diffeomorphism between  $\mathbb{D} = \{(X, Y) : X^2 + Y^2 < 1\}$  and  $\mathbb{R}^2$ . By the change-of-variable formula,

$$\begin{aligned} & D_f(p_\theta : p_{\theta'}) \\ &= \int_{\mathbb{D}} f \left( \frac{p_{\theta'}\left(\frac{X}{\sqrt{1-X^2-Y^2}}, \frac{Y}{\sqrt{1-X^2-Y^2}}\right)}{p_\theta\left(\frac{X}{\sqrt{1-X^2-Y^2}}, \frac{Y}{\sqrt{1-X^2-Y^2}}\right)} \right) p_\theta \left( \frac{X}{\sqrt{1-X^2-Y^2}}, \frac{Y}{\sqrt{1-X^2-Y^2}} \right) \frac{dXdY}{(1-X^2-Y^2)^2} \\ &= \int_{r=0}^1 \int_{\zeta=0}^{2\pi} g_{\theta, \theta'}(r, \zeta) dr \frac{d\zeta}{2\pi}, \end{aligned}$$

where we let

$$g_{\theta, \theta'}(r, \zeta) := 2\pi f \left( \frac{p_{\theta'}\left(\frac{r \cos \zeta}{\sqrt{1-r^2}}, \frac{r \sin \zeta}{\sqrt{1-r^2}}\right)}{p_\theta\left(\frac{r \cos \zeta}{\sqrt{1-r^2}}, \frac{r \sin \zeta}{\sqrt{1-r^2}}\right)} \right) p_\theta \left( \frac{r \cos \zeta}{\sqrt{1-r^2}}, \frac{r \sin \zeta}{\sqrt{1-r^2}} \right) \frac{r}{(1-r^2)^2}.$$

Let  $U, V$  be the uniform distributions on  $[0, 1]$  and  $[0, 2\pi]$  respectively. Then, Eq. (60) holds, and furthermore, we expect that by the law of large numbers, for large  $n$ ,

$$D_f[p_\theta : p_{\theta'}] = E[g_{\theta, \theta'}(U, V)] \approx \frac{1}{n} \sum_{i=1}^n g_{\theta, \theta'}(U_i, V_i),$$

where  $U_i, V_i, i \geq 1$ , are independent random variables and  $U_i$  and  $V_i$  follow the uniform distribution on  $[0, 1]$  and  $[0, 2\pi]$  respectively. As in the first case, the integrability of  $g_{\theta, \theta'}(U_i, V_i)$  is important.

### 4.3 Monte Carlo estimators and the total variation distance

We have not yet obtained a closed-form formula for the total variation distance between the hyperboloid distributions.

#### 4.3.1 Theoretical backgrounds

**Lemma 1.** *If  $(X, Y)$  follows the hyperboloid distribution, and  $g_{\theta, \theta'}(x, y) = \frac{1}{2} \left| \frac{p_{\theta'}(x, y)}{p_\theta(x, y)} - 1 \right|$ , then, for some  $(\theta, \theta')$ ,*

$$\text{Var}(g_{\theta, \theta'}(X, Y)) = +\infty.$$

*Proof.* Let  $\theta = (4, 0, 0)$  and  $\theta' = (1, 0, 0)$ . Then, for some large  $M > 0$ ,  $g_{\theta, \theta'}(x, y)^2 p_{\theta}(x, y) \geq \exp((1 + x^2 + y^2)^{1/2})$  if  $(x^2 + y^2)^{1/2} \geq M$ . Hence,

$$E [g_{\theta, \theta'}(X, Y)^2] \geq \int_{(x^2 + y^2)^{1/2} \geq M} g_{\theta, \theta'}(x, y)^2 p_{\theta}(x, y) dx dy = +\infty.$$

□

Theoretically, the Student  $t$ -distribution would be a good choice for the density  $p = p(x)$  in the importance sampling, because  $g_{\theta, \theta'}(x, y)$  is bounded and hence good tail estimates hold.

**Lemma 2.** Let  $\theta, \theta' \in \Theta_{\mathbb{L}}$ . If  $p(x)$  is a  $t$ -distribution with degree of freedom  $m \geq 1$ , then,

(i)  $g_{\theta, \theta'}(x, y)$  in Eq. (62) is bounded on  $\mathbb{R}^2$ .

(ii) Let  $X_i, Y_i, i \geq 1$ , be independent random variables whose distributions have a density function  $p(x)$ . Then, for every  $n \geq 1$ ,

$$\text{Var} \left( \frac{1}{n} \sum_{i=1}^n g_{\theta, \theta'}(X_i, Y_i) \right) \leq \frac{\|g_{\theta, \theta'}\|_{\infty}^2}{4n}. \quad (63)$$

(iii) For every  $n \geq 1$  and every  $t > 0$ ,

$$P \left( \left| \frac{1}{n} \sum_{i=1}^n g_{\theta, \theta'}(X_i, Y_i) - D_{\text{TV}}(p_{\theta} : p_{\theta'}) \right| > t \right) \leq 2 \min \left\{ \frac{\|g_{\theta, \theta'}\|_{\infty}^2}{\|g_{\theta, \theta'}\|_{\infty}^2 + 4nt^2}, \exp \left( -\frac{nt^2}{\|g_{\theta, \theta'}\|_{\infty}^2} \right) \right\}.$$

*Proof.* (i) This follows from the comparison of the polynomial growth and the exponential growth of the functions on  $\mathbb{R}^2$ .

Let  $\theta = (\theta_0, \theta_1, \theta_2) \in \Theta_{\mathbb{L}}$ . Then, for sufficiently small  $\epsilon > 0$ ,  $\theta_{(\epsilon)} := (\theta_0 - \epsilon, \theta_1, \theta_2) \in \Theta_{\mathbb{L}}$  and  $\inf_{x \in \mathbb{R}^2} [\theta_{(\epsilon)}, \tilde{x}] = |\theta_{(\epsilon)}| > 0$ .

We see that for every  $n_1, n_2 \geq 0$ ,

$$\begin{aligned} |x_1|^{n_1} |x_2|^{n_2} \exp(-[\theta, \tilde{x}]) &= |x_1|^{n_1} |x_2|^{n_2} \exp(-[\theta_{(\epsilon)}, \tilde{x}]) \exp \left( -\epsilon \sqrt{1 + x_1^2 + x_2^2} \right) \\ &\leq |x_1|^{n_1} \exp(-\epsilon |x_1|/4) |x_2|^{n_2} \exp(-\epsilon |x_2|/4) \exp(-|\theta_{(\epsilon)}|). \end{aligned}$$

(ii) We remark that  $g_{\theta, \theta'}$  is positive in the case of the total variation distance. This follows from the inequality that

$$\text{Var}(g_{\theta, \theta'}(X, Y)) \leq \frac{\|g_{\theta, \theta'}\|_{\infty}^2}{4}.$$

(iii) This follows from (ii), the Chebyshev-Cantelli inequality and the Azuma-Hoeffding inequality. □

### 4.3.2 Numerical computations

Here we give numerical computations. We consider the following cases:

$$\begin{aligned} (\theta, \theta') \in \{ &((1, 0, 0), (2, 1, 1)), ((1, 0, 0), (3, 1, 1)), ((1, 0, 0), (4, 1, 1)), ((1, 0, 0), (4, 3, 2)), \\ &((2, 1, 1), (3, 1, 1)), ((2, 1, 1), (4, 1, 1)), ((3, 1, 1), (4, 1, 1)), ((4, 1, 1), (4, 3, 2)) \}. \end{aligned}$$

We use the statistical software R for the Monte-Carlo methods. In (MC1), we optimize  $\sigma > 0$  in

$$\frac{1}{n} \sum_{i=1}^n \frac{H_{\theta, \theta'}(X_i, Y_i)^2}{p_\sigma(X_i)p_\sigma(Y_i)p(X_i)p(Y_i)}$$

by using the package `optimize`.

See Section B for codes and other information such as the repetition numbers of random generations.

$(\theta, \theta')$	RNG	(MC1i)	(MC1ii)	(MC2)
$((1,0,0),(2,1,1))$	0.4667749	0.4684961	0.468601	0.4684339
$((1,0,0),(3,1,1))$	0.4431547	0.4310651	0.4310781	0.4310919
$((1,0,0),(4,1,1))$	0.4760025	0.4868136	0.4868225	0.4868233
$((1,0,0),(4,3,2))$	0.6855790	0.7194658	0.7199457	0.7193469
$((2,1,1),(3,1,1))$	0.3125775	0.3131345	0.3132867	0.31312
$((2,1,1),(4,1,1))$	0.4486406	0.4543952	0.4546337	0.4544327
$((2,1,1),(4,3,2))$	0.3862757	0.3865376	0.3868286	0.3864432
$((3,1,1),(4,1,1))$	0.1636375	0.1635603	0.163615	0.1635727
$((3,1,1),(4,3,2))$	0.607509	0.6070837	0.6076672	0.607068
$((4,1,1),(4,3,2))$	0.7106694	0.7102112	0.7110066	0.7103308

Table 4: numerical computations for  $E [g_{\theta, \theta'}(X, Y)]$

The following are sample variances. They approximate  $\text{Var}(g_{\theta, \theta'}(X, Y))$ . We do not deal with the case of the random number generation by Lemma 1.

$(\theta, \theta')$	(MC1i)	(MC1ii)	(MC2)
$((1,0,0),(2,1,1))$	0.194733	0.1927373	1.228994
$((1,0,0),(3,1,1))$	0.09103575	0.08650681	0.2690483
$((1,0,0),(4,1,1))$	0.1698632	0.1591417	0.2302013
$((1,0,0),(4,3,2))$	1.210232	1.163058	9.187897
$((2,1,1),(3,1,1))$	0.3186532	0.3176044	0.998442
$((2,1,1),(4,1,1))$	0.695998	0.6837022	1.395525
$((2,1,1),(4,3,2))$	0.5976724	0.5847235	5.240727
$((3,1,1),(4,1,1))$	0.0445869	0.04507904	0.08575983
$((3,1,1),(4,3,2))$	1.917317	1.821023	8.963698
$((4,1,1),(4,3,2))$	3.101666	2.875278	9.606043

Table 5: numerical computations for  $\text{Var}(g_{\theta, \theta'}(X, Y))$

## 5 Conclusion

In this paper, we have considered two exponential families of hyperbolic distributions and studied various information-theoretic measures and their underlying information geometry. The first hyperbolic exponential family is defined in on the sample space of the Poincaré upper plane model and be either parameterized by 3D vector of equivalent  $2 \times 2$ -symmetric positive-definite matrix (§2.1). We proved that all  $f$ -divergences between Poincaré distributions can be expressed using three canonical terms (§2.2), and reported their Kullback-Leibler divergence (§2.3), their differential entropy (§2.6) and their  $\alpha$ -divergences (§2.7). The second hyperbolic exponential family is defined in on the sample space of the hyperboloid model in arbitrary dimension. We prove that statistical mixtures of hyperboloid distributions are universal density approximators of smooth densities (§3.2), and exhibited a correspondence between hyperboloid and Poincaré distributions when the sample space is 2D (§3.3). Finally, we described two Monte Carlo methods to estimate numerically  $f$ -divergences between hyperboloid distributions in §4. We expect that these hyperbolic distributions and their mixtures will prove important in machine learning increasingly dealing with hierarchical structured datasets embedded in hyperbolic spaces [25, 64].

## References

- [1] Arvind Agarwal and Hal Daumé. A geometric view of conjugate priors. *Machine learning*, 81(1):99–113, 2010.
- [2] Syed Mumtaz Ali and Samuel D Silvey. A general class of coefficients of divergence of one distribution from another. *Journal of the Royal Statistical Society: Series B (Methodological)*, 28(1):131–142, 1966.



- [3] Yasemin Altun, Alex J. Smola, and Thomas Hofmann. Exponential families for conditional random fields. In *Proceedings of the 20th Conference on Uncertainty in Artificial Intelligence, UAI '04*, page 2–9, Arlington, Virginia, USA, 2004. AUAI Press.
- [4] Shun-ichi Amari. *Information geometry and its applications*, volume 194. Springer, 2016.
- [5] James W Anderson. *Hyperbolic geometry*. Springer Science & Business Media, 2006.
- [6] Evgeny M Andreev. On convex polyhedra of finite volume in Lobachevskii space. *Matematicheskii Sbornik*, 125(2):256–260, 1970.
- [7] Colin Atkinson and Ann FS Mitchell. Rao’s distance measure. *Sankhyā: The Indian Journal of Statistics, Series A*, pages 345–365, 1981.
- [8] Katy S Azoury and Manfred K Warmuth. Relative loss bounds for on-line density estimation with the exponential family of distributions. *Machine Learning*, 43(3):211–246, 2001.
- [9] Miroslav Bacák. Convex analysis and optimization in Hadamard spaces. In *Convex Analysis and Optimization in Hadamard Spaces*. de Gruyter, 2014.
- [10] Arindam Banerjee, Inderjit S Dhillon, Joydeep Ghosh, Suvrit Sra, and Greg Ridgeway. Clustering on the Unit Hypersphere using von Mises-Fisher Distributions. *Journal of Machine Learning Research*, 6(9), 2005.
- [11] Arindam Banerjee, Srujana Merugu, Inderjit S Dhillon, Joydeep Ghosh, and John Lafferty. Clustering with Bregman divergences. *Journal of machine learning research*, 6(10), 2005.
- [12] Frédéric Barbaresco. Lie group machine learning and Gibbs density on Poincaré unit disk from Souriau Lie groups thermodynamics and  $SU(1, 1)$  coadjoint orbits. In *International Conference on Geometric Science of Information*, pages 157–170. Springer, 2019.
- [13] O. Barndorff-Nielsen. Hyperbolic distributions and distributions on hyperbolae. *Scandinavian Journal of Statistics*, 5:151–157, 1978.
- [14] Ole Barndorff-Nielsen. Exponentially decreasing distributions for the logarithm of particle size. *Proceedings of the Royal Society of London. A. Mathematical and Physical Sciences*, 353(1674):401–419, 1977.
- [15] Ole Barndorff-Nielsen. The hyperbolic distribution in statistical physics. *Scandinavian Journal of Statistics*, pages 43–46, 1982.
- [16] Ole Barndorff-Nielsen. *Information and exponential families: in statistical theory*. John Wiley & Sons, 2014.
- [17] Ole Barndorff-Nielsen and Preben Blaesild. Hyperbolic distributions and ramifications: Contributions to theory and application. In *Statistical distributions in scientific work*, pages 19–44. Springer, 1981.
- [18] Ole E Barndorff-Nielsen, Preben Blæsild, and Poul S Eriksen. *Decomposition and invariance of measures, and statistical transformation models*, volume 58 of *Lecture Notes in Statistics*. Springer Science & Business Media, 1989.

- [19] Preben Blæsild. The two-dimensional hyperbolic distribution and related distributions, with an application to Johannsen’s bean data. *Biometrika*, 68(1):251–263, 1981.
- [20] Jean-Daniel Boissonnat, Frank Nielsen, and Richard Nock. Bregman Voronoi diagrams. *Discrete & Computational Geometry*, 44(2):281–307, 2010.
- [21] Lev M. Bregman. The relaxation method of finding the common point of convex sets and its application to the solution of problems in convex programming. *USSR computational mathematics and mathematical physics*, 7(3):200–217, 1967.
- [22] James W Cannon, William J Floyd, Richard Kenyon, Walter R Parry, et al. Hyperbolic geometry. *Flavors of geometry*, 31(59-115):2, 1997.
- [23] Herman Chernoff. A measure of asymptotic efficiency for tests of a hypothesis based on the sum of observations. *The Annals of Mathematical Statistics*, pages 493–507, 1952.
- [24] Hyunghoon Cho, Benjamin DeMeo, Jian Peng, and Bonnie Berger. Large-margin classification in hyperbolic space. In *The 22nd international conference on artificial intelligence and statistics*, pages 1832–1840. PMLR, 2019.
- [25] Seunghyuk Cho, Juyong Lee, Jaesik Park, and Dongwoo Kim. A rotated hyperbolic wrapped normal distribution for hierarchical representation learning. *arXiv preprint arXiv:2205.13371*, 2022.
- [26] Taco Cohen and Max Welling. Harmonic exponential families on manifolds. In *International Conference on Machine Learning*, pages 1757–1765. PMLR, 2015.
- [27] Imre Csiszár. Eine informationstheoretische ungleichung und ihre anwendung auf beweis der ergodizitaet von markoffschen ketten. *Magyer Tud. Akad. Mat. Kutato Int. Koezl.*, 8:85–108, 1964.
- [28] Arthur P Dempster, Nan M Laird, and Donald B Rubin. Maximum likelihood from incomplete data via the EM algorithm. *Journal of the Royal Statistical Society: Series B (Methodological)*, 39(1):1–22, 1977.
- [29] Inderjit S Dhillon and Joel A Tropp. Matrix nearness problems with Bregman divergences. *SIAM Journal on Matrix Analysis and Applications*, 29(4):1120–1146, 2008.
- [30] Persi Diaconis and Donald Ylvisaker. Conjugate priors for exponential families. *The Annals of statistics*, pages 269–281, 1979.
- [31] Morris L Eaton. *Group invariance applications in statistics*. Hayward, CA: Institute of Mathematical Statistics; Alexandria, VA: American Statistical Association, 1989.
- [32] Elliott Fairchild, Francis Owen, and Brendan Burns Healy. Sectional Curvature in Riemannian Manifolds. *The Mathematica Journal*, 22, 2020.
- [33] Octavian Ganea, Gary Bécigneul, and Thomas Hofmann. Hyperbolic entailment cones for learning hierarchical embeddings. In *International Conference on Machine Learning*, pages 1646–1655. PMLR, 2018.

- [34] James E Gentle. *Random number generation and Monte Carlo methods*, volume 381. Springer, 2003.
- [35] I. S. Gradshteyn and I. M. Ryzhik. *Table of integrals, series, and products*. Elsevier/Academic Press, Amsterdam, eighth edition, 2015.
- [36] Karish Grover, SM Angara, Md Akhtar, Tanmoy Chakraborty, et al. Public wisdom matters! discourse-aware hyperbolic fourier co-attention for social-text classification. *arXiv preprint arXiv:2209.13017*, 2022.
- [37] Wolfgang Hörmann and Josef Leydold. Generating generalized inverse Gaussian random variates. *Statistics and Computing*, 24(4):547–557, 2014.
- [38] E. T. Jaynes. Prior probabilities. *IEEE Transactions on Systems Science and Cybernetics*, 4:227–241, 1968.
- [39] Jens Ledet Jensen. On the hyperboloid distribution. *Scandinavian Journal of Statistics*, pages 193–206, 1981.
- [40] Ferencz Jüttner. Das Maxwellsche Gesetz der Geschwindigkeitsverteilung in der Relativtheorie. *Annalen der Physik*, 339(5):856–882, 1911.
- [41] Hélène Massam. An exact decomposition theorem for a sample from the three-dimensional hyperboloid distribution. *Journal of the Royal Statistical Society: Series B (Methodological)*, 51(2):235–240, 1989.
- [42] Antonio Montanaro, Diego Valsesia, and Enrico Magli. Rethinking the compositionality of point clouds through regularization in the hyperbolic space. *arXiv preprint arXiv:2209.10318*, 2022.
- [43] Yoshihiro Nagano, Shoichiro Yamaguchi, Yasuhiro Fujita, and Masanori Koyama. A wrapped normal distribution on hyperbolic space for gradient-based learning. In *International Conference on Machine Learning*, pages 4693–4702. PMLR, 2019.
- [44] Maximillian Nickel and Douwe Kiela. Poincaré embeddings for learning hierarchical representations. *Advances in neural information processing systems*, 30, 2017.
- [45] Maximillian Nickel and Douwe Kiela. Learning continuous hierarchies in the Lorentz model of hyperbolic geometry. In *International Conference on Machine Learning*, pages 3779–3788. PMLR, 2018.
- [46] Frank Nielsen. An information-geometric characterization of Chernoff information. *IEEE Signal Processing Letters*, 20(3):269–272, 2013.
- [47] Frank Nielsen. On geodesic triangles with right angles in a dually flat space. In *Progress in Information Geometry*, pages 153–190. Springer, 2021.
- [48] Frank Nielsen. The many faces of information geometry. *Notices Of The American Mathematical Society*, 69(1), 2022.

- [49] Frank Nielsen and Sylvain Boltz. The Burbea-Rao and Bhattacharyya centroids. *IEEE Transactions on Information Theory*, 57(8):5455–5466, 2011.
- [50] Frank Nielsen and Vincent Garcia. Statistical exponential families: A digest with flash cards. *arXiv preprint arXiv:0911.4863*, 2009.
- [51] Frank Nielsen and Richard Nock. Entropies and cross-entropies of exponential families. In *2010 IEEE International Conference on Image Processing*, pages 3621–3624. IEEE, 2010.
- [52] Frank Nielsen and Richard Nock. Hyperbolic Voronoi diagrams made easy. In *2010 International Conference on Computational Science and Its Applications*, pages 74–80. IEEE, 2010.
- [53] Frank Nielsen and Richard Nock. The hyperbolic Voronoi diagram in arbitrary dimension. *arXiv preprint arXiv:1210.8234*, 2012.
- [54] Frank Nielsen and Richard Nock. Visualizing hyperbolic Voronoi diagrams. In *Proceedings of the thirtieth annual symposium on Computational geometry*, pages 90–91, 2014.
- [55] Frank Nielsen and Kazuki Okamura. On  $f$ -divergences between Cauchy distributions. *IEEE Transactions on Information Theory*, 69(5):3150–3171, 2023.
- [56] Frank Nielsen and Kazuki Okamura. On the  $f$ -divergences between hyperboloid and Poincaré distributions. In Frank Nielsen and Frédéric Barbaresco, editors, *Geometric Science of Information - 6th International Conference, GSI 2023, Saint Malo, France, August 30-September 1, 2023, Proceedings*, volume 14071-14072 of *Lecture Notes in Computer Science*. Springer, 2023.
- [57] Ferdinand Osterreicher and Igor Vajda. A new class of metric divergences on probability spaces and its applicability in statistics. *Annals of the Institute of Statistical Mathematics*, 55(3):639–653, 2003.
- [58] Yu Qiao and Nobuaki Minematsu. A study on invariance of  $f$ -divergence and its application to speech recognition. *IEEE Transactions on Signal Processing*, 58(7):3884–3890, 2010.
- [59] R Tyrrell Rockafellar. *Convex analysis*, volume 18. Princeton university press, 1970.
- [60] Frederic Sala, Chris De Sa, Albert Gu, and Christopher Ré. Representation tradeoffs for hyperbolic embeddings. In *International conference on machine learning*, pages 4460–4469. PMLR, 2018.
- [61] Rik Sarkar. Low distortion Delaunay embedding of trees in hyperbolic plane. In *International Symposium on Graph Drawing*, pages 355–366. Springer, 2011.
- [62] Hirohiko Shima. *The geometry of Hessian structures*. World Scientific, 2007.
- [63] Ryohei Shimizu, Yusuke Mukuta, and Tatsuya Harada. Hyperbolic neural networks++. In *International Conference on Learning Representations*, 2021.
- [64] Mingyang Song, Yi Feng, and Liping Jing. A preliminary exploration of extractive multi-document summarization in hyperbolic space. In *Proceedings of the 31st ACM International Conference on Information & Knowledge Management*, pages 4505–4509, 2022.

- [65] John Stillwell. *Sources of hyperbolic geometry*. Number 10 in History of Mathematics. American Mathematical Soc., 1996.
- [66] Dídac Surís, Ruoshi Liu, and Carl Vondrick. Learning the predictability of the future. In *Proceedings of the IEEE/CVF Conference on Computer Vision and Pattern Recognition*, pages 12607–12617, 2021.
- [67] Yann Thanwerdas. *Riemannian and stratified geometries of covariance and correlation matrices*. PhD thesis, University of Nice Côte d’Azur, France, 2022.
- [68] Koichi Tojo and Taro Yoshino. An exponential family on the upper half plane and its conjugate prior. In *Workshop on Joint Structures and Common Foundations of Statistical Physics, Information Geometry and Inference for Learning*, pages 84–95. Springer, 2020.
- [69] Koichi Tojo and Taro Yoshino. Harmonic exponential families on homogeneous spaces. *Information Geometry*, 4(1):215–243, 2021.
- [70] Koichi Tojo and Taro Yoshino. A  $q$ -analogue of the family of Poincaré distributions on the upper half plane. In *Geometric science of information*, Lecture Notes in Comput. Sci., 2023.
- [71] PI Troshin. On generalization of Sierpiński gasket in Lobachevskii plane. *Lobachevskii Journal of Mathematics*, 38(4):751–762, 2017.
- [72] Abraham Albert Ungar. Möbius transformation and Einstein velocity addition in the hyperbolic geometry of Bolyai and Lobachevsky. In *Nonlinear analysis*, pages 721–770. Springer, 2012.
- [73] Sergio Verdú. The cauchy distribution in information theory. *entropy*, 25(2):346, 2023.
- [74] Zhen-Hang Yang and Yu-Ming Chu. On approximating the modified Bessel function of the second kind. *Journal of inequalities and applications*, 2017(1):1–8, 2017.

## A Calculations with the computer algebra system Maxima

The Fisher information metric is expressed using the natural coordinate system as the Hessian of the log-normalizer. Using Maxima (<https://maxima.sourceforge.io/>), we can calculate symbolically the Hessian using the following snippet code:

Listing 1: Calculate symbolically Fisher metric and the components of the cubic tensor for the Poincaré distributions

```
F(a ,b, c):=log ( %pi/((sqrt (a*c-b*b) *exp(2* sqrt (a*c-b*b) ) ) ) ) ;
hessian(F(a,b,c) ,[a,b,c] );
tex(ratsimp(%));
/* Calculate T_{123} */
derivative(F(a,b,c) ,a,1) ; derivative(%,b,1) ; derivative(%,c,1) ;
tex(ratsimp(%));
```

## B Calculations with the statistical software R

Listing 2: Calculate in R the KLD and TVD for between hyperboloid distributions

```

basedensity <- function(x,z,w)
(sqrt(x[1]^2-x[2]^2-x[3]^2)*exp(sqrt(x[1]^2-x[2]^2-x[3]^2))/(2*pi))
*(exp(-x[1]*sqrt(1+z^2+w^2)+x[2]*z+x[3]*w)/sqrt(1+z^2+w^2))

H <- function(a,b,z,w) abs(basedensity(a,z,w)-basedensity(b,z,w))/2

ELOGIS <- function(s,a,b,z,w)
H(a,b,z,w)^2*(1+exp(z))^2*exp(-z)*(1+exp(w))^2*exp(-w)
*(1+exp(z/s))^2*exp(-z/s)*(1+exp(w/s))^2*exp(-w/s)*s^2 #(1i)

plogiss <- function(s,x,z,w)
basedensity(x,z,w)
*(1+exp(z/s))^2*exp(-z/s)*(1+exp(w/s))^2*exp(-w/s)*s^2 #(1i)

ET7 <- function(s,a,b,z,w)
H(a,b,z,w)^2*(s^2*25*pi^2*((z/s)^2+7)^4*((w/s)^2+7)^4/(7*5488^2))
*(25*pi^2*((z)^2+7)^4*((w)^2+7)^4/(7*5488^2)) #(1ii)

pt7s <- function(s,x,z,w)
basedensity(x,z,w)*(s^2*25*pi^2*((z/s)^2+7)^4*((w/s)^2+7)^4/(7*5488^2)) #(1ii)

bdpolar <- function(x,r,s)
basedensity(x,r*cos(s)/sqrt(1-r^2),r*sin(s)/sqrt(1-r^2))*2*pi*r/(1-r^2)^2 #(2)

TVD <- function(x,y) mean(abs(x-y)/2) #total variation
VARIVD <- function(x,y) var(abs(x-y)/2) #sample variance of TVD

#The repetition number is $10^8$.

#(MC1i)
z <- rlogis(10^8);w <- rlogis(10^8) #random number generation

ELOGIS01 <- function(s) mean(ELOGIS(s,c(1,0,0),c(2,1,1),z,w))

optimize(ELOGIS01,c(-10^4,10^4))$minimum
[1] 1.346247

x0 <- plogiss(1.346247,c(1,0,0),1.346247*z,1.346247*w)
x1 <- plogiss(1.346247,c(2,1,1),1.346247*z,1.346247*w)

TVD(x0,x1)
[1] 0.4684961
VARIVD(x0,x1)
[1] 0.194733

#(MC1ii)
z <- rt(10^8,df=7);w <- rt(10^8,df=7) #random number generation

ET701 <- function(s) mean(ET7(s,c(1,0,0),c(2,1,1),z,w))

optimize(ET701,c(-10^4,10^4))$minimum
[1] 2.127577

```

```

y0 <- pt7s(2.127577,c(1,0,0),2.127577*z,2.127577*w)
y1 <- pt7s(2.127577,c(2,1,1),2.127577*z,2.127577*w)

TVD(y0,y1)
[1] 0.468601
VARIVD(y0,y1)
[1] 0.1927373

#(MC2)
r <- runif(10^8,0,1-10^{-4});s <- runif(10^8,0,2*pi) #random number generation
z0 <- bdpolar(c(1,0,0),r,s);z1 <- bdpolar(c(2,1,1),r,s)
TVD(z0,z1)
[1] 0.4684339
VARIVD(z0,z1)
[1] 1.228994

```

The computation for (2) does not work well if we let  $\mathbf{r} \leftarrow \text{runif}(10^7, 0, 1)$ . The reason will be the fact that the function  $r \mapsto r/(1-r^2)^2$  has bad integrability around  $r = 1$ .

## C Random number generation of hyperboloid variates in Python

Listing 3: Random variate generation of a hyperboloid distribution

```

import random
import statistics
import math
import numpy
from scipy.stats import geninvgauss

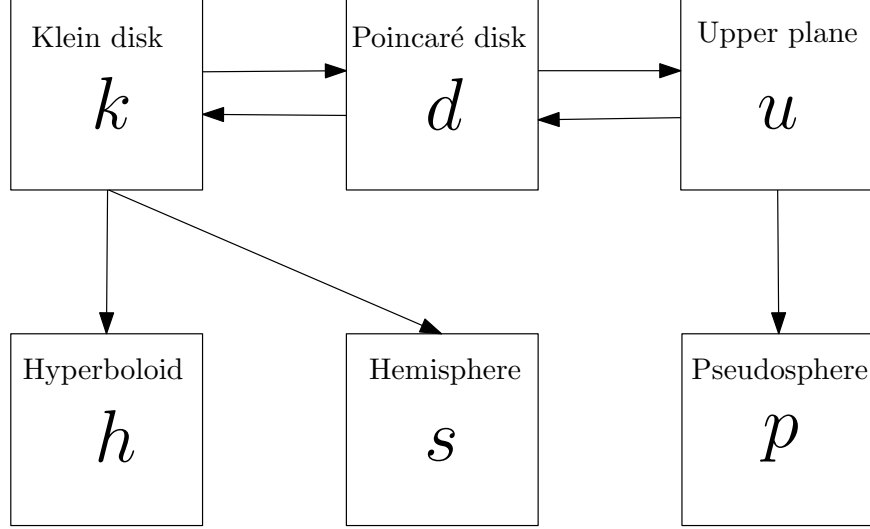
n = 100000000
def mink(a,b):
    return a[0]*b[0]-a[1]*b[1]-a[2]*b[2]
def hyperboloid2Ddensity(a,x1,x2):
    return (1/(2*math.pi))*numpy.sqrt(mink(a,a))*numpy.exp(numpy.sqrt(mink(a,a)))
    *numpy.exp(-(a[0]*numpy.sqrt(1+x1*x1+x2*x2)-a[1]*x1-a[2]*x2))/numpy.sqrt(1+x1*
    x1+x2*x2)
a = [2,1,1]
b = [1,0,0]
q, c = 0.5, math.sqrt(mink(a,a))
s = geninvgauss.rvs(q,c, size=n)/c
ss = numpy.sqrt(s)
x1 = numpy.random.normal(loc=s*a[1], scale=ss, size=n)
x2 = numpy.random.normal(loc=s*a[2], scale=ss, size=n)
d1 = numpy.array(hyperboloid2Ddensity(a,x1,x2))
d2 = numpy.array(hyperboloid2Ddensity(b,x1,x2))
d3 = abs(d2/d1 - 1)/2

TVD = statistics.mean(d3)
print(TVD)

```

## D Conversions between main models of hyperbolic geometry

A probability density function  $p_{M_1}(x, y)$  defined in one model  $M_1$  of hyperbolic geometry can be transferred into another probability density function  $p_{M_2}(x', y')$  of another model  $M_2$  of hyperbolic geometry. Figure 6 displays the conversions between the six main models of hyperbolic geometry.



$$\begin{aligned}
 k \rightarrow h & : \frac{1}{\sqrt{1-\|k\|^2}}(k_1, k_2, 1) \\
 k \rightarrow d & : \frac{1-\sqrt{1-\|k\|^2}}{\|k\|^2}(k_1, k_2) \\
 d \rightarrow k & : \frac{2}{1+\|d\|^2}(d_1, d_2) \\
 d \rightarrow u & : \frac{i(1+d)}{1-d} \\
 u \rightarrow d & : \frac{u-i}{u+i} \\
 k \rightarrow s & : \frac{1}{\sqrt{1-\|k\|^2}}(k_1, k_2) \\
 u \rightarrow p & : \left( \frac{1}{u_2} \cos \frac{u_1}{M}, \frac{1}{u_2} \sin \frac{u_2}{M}, \operatorname{arccosh}(u_2) - \sqrt{1 - \frac{1}{u_2^2}} \right)
 \end{aligned}$$

Figure 6: Conversion procedures between six main models of hyperbolic geometry.

Let  $(x', y') = m_{12}(x, y)$  denote the smooth differentiable mapping to convert  $(x, y)$  of  $M_1$  to  $(x', y')$  of  $M_2$  (with  $(x, y) = m_{21}(x', y') = m_{12}^{-1}(x', y')$ ). We have

$$p_{M_2}(x', y') = \operatorname{Jac}_{m_{12}^{-1}}(x', y') p_{M_1}(x, y),$$

with

$$\operatorname{Jac}_{m_{12}^{-1}}(x', y') = \left[ \frac{\partial m_{12}^{-1}(x, y)}{\partial(x, y)} \right].$$

Furthermore, since the  $f$ -divergences between two pds are invariant by smooth diffeomorphisms [58] of their sample space, we have for any two densities  $p_{M_1}$  and  $p'_{M_1}$  with corresponding



densities  $p_{M_2}$  and  $p'_{M_2}$  on the model  $M_2$  :

$$D_f[p_{M_1} : p'_{M_1}] = D_f[p_{M_2} : p'_{M_2}].$$

## E Fisher-Rao geometry of the hyperboloid distribution

The Fisher Information Matrix (FIM) is covariant under reparameterization. In [18, p.126] , the FIM for a different local coordinate is reported. We have the following diffeomorphism:

$$\Theta \simeq (0, \infty) \times \mathbb{R}^2$$

$$\theta = (\theta_0, \theta_1, \theta_2) \mapsto (|\theta|, \theta_1/|\theta|, \theta_2/|\theta|) = (y_1, y_2, y_3)$$

For  $y = (y_1, y_2, y_3) \in (0, \infty) \times \mathbb{R}^2$ ,

$$(g_{ij}(y))_{i,j} = \begin{pmatrix} y_1^{-2} & 0 & 0 \\ 0 & \frac{(1+y_1)(1+y_3^2)}{1+y_2^2+y_3^2} & -\frac{(1+y_1)y_2y_3}{1+y_2^2+y_3^2} \\ 0 & -\frac{(1+y_1)y_2y_3}{1+y_2^2+y_3^2} & \frac{(1+y_1)(1+y_2^2)}{1+y_2^2+y_3^2} \end{pmatrix}.$$

This expression is different from (54).

The inverse matrix is given by

$$(g^{ij}(y))_{i,j} = \begin{pmatrix} y_1^2 & 0 & 0 \\ 0 & \frac{1+y_2^2}{1+y_1} & \frac{y_2y_3}{1+y_1} \\ 0 & \frac{y_2y_3}{1+y_1} & \frac{1+y_3^2}{1+y_1} \end{pmatrix}$$

We use Wolfram Mathematica<sup>®</sup> for computations. We use functions given by [32].

```
g = {{1/y1^2, 0, 0},
      {0, (1 + y1)*(1 + y3^2)/(1 + y2^2 + y3^2), -(1 + y1)*y2*y3/(1 + y2^2 + y3^2)},
      {0, -(1 + y1)*y2*y3/(1 + y2^2 + y3^2), (1 + y1)*(1 + y2^2)/(1 + y2^2 + y3^2)}};
xx = {y1, y2, y3};
```

### E.1 Christoffel symbol of the second kind

We use the following function:

```
Christoffel[coordinates_,MetricTensor_] := Module[ {n = Length[coordinates]},
Simplify[ Inverse[MetricTensor].(1/2Table[ D[MetricTensor][[s, j]], coordinates[[k]]] +
D[MetricTensor][[s, k]], coordinates[[j]]] -
D[MetricTensor][[j, k]], coordinates[[s]]], {s, n}, {j, n}, {k, n}]] ] ]
```

The input is

```
Christoffel[xx,g]
```

The output is

```

{{{-(1/y1), 0, 0},
{0, -((y1^2 (1 + y3^2))/(2 (1 + y2^2 + y3^2))), (y1^2 y2 y3)/(2 (1 + y2^2 + y3^2))},
{0, (y1^2 y2 y3)/(2 (1 + y2^2 + y3^2)), -((y1^2 (1 + y2^2))/(2 (1 + y2^2 + y3^2)))}},
{{0, 1/(2 + 2 y1), 0},
{1/(2 + 2 y1), -((y2 (1 + y3^2))/(1 + y2^2 + y3^2)), (y2^2 y3)/(1 + y2^2 + y3^2)},
{0, (y2^2 y3)/(1 + y2^2 + y3^2), -((y2 + y2^3)/(1 + y2^2 + y3^2))}},
{{0, 0, 1/(2 + 2 y1)},
{0, -((y3 + y3^3)/(1 + y2^2 + y3^2)), (y2 y3^2)/(1 + y2^2 + y3^2)},
{1/(2 + 2 y1), (y2 y3^2)/(1 + y2^2 + y3^2), -(((1 + y2^2) y3)/(1 + y2^2 + y3^2))}}}

```

## E.2 Riemannian curvature tensor

```

RiemannContravariant[coordinates_, MetricTensor_] :=
Module[{n, c}, n = Length[coordinates]; c = Christoffel[coordinates, MetricTensor];
Simplify@Table[ D[c[[i, j, l]], coordinates[[k]]] - D[c[[i, j, k]], coordinates[[l]]]
+ (c . c)[[i, k, l, j]] - (c . c)[[i, l, k, j]], {i, n}, {j, n}, {k, n}, {l, n}]

```

The input is

```
Contravariant[xx,g]
```

The output is

```

{{{0, 0, 0}, {0, 0, 0}, {0, 0, 0}},
{0, -((y1 (2 + y1) (1 + y3^2))/(4 (1 + y1) (1 + y2^2 + y3^2))), (y1 (2 + y1) y2 y3)/(4 (1 + y1) (1 + y2^2 + y3^2))},
{(y1 (2 + y1) (1 + y3^2))/(4 (1 + y1) (1 + y2^2 + y3^2)), 0, 0},
{-((y1 (2 + y1) y2 y3)/(4 (1 + y1) (1 + y2^2 + y3^2))), 0, 0},
{0, (y1 (2 + y1) y2 y3)/(4 (1 + y1) (1 + y2^2 + y3^2)), -((y1 (2 + y1) (1 + y2^2))/(4 (1 + y1) (1 + y2^2 + y3^2)))},
{-((y1 (2 + y1) y2 y3)/(4 (1 + y1) (1 + y2^2 + y3^2))), 0, 0},
{(y1 (2 + y1) (1 + y2^2))/(4 (1 + y1) (1 + y2^2 + y3^2)), 0, 0}},
{{0, (2 + y1)/(4 y1 (1 + y1)^2), 0}, {-((2 + y1)/(4 y1 (1 + y1)^2)), 0, 0}, {0, 0, 0}},
{0, 0, 0}, {0, 0, ((2 + y1)^2 y2 y3)/(4 (1 + y1) (1 + y2^2 + y3^2))},
{0, -(((2 + y1)^2 y2 y3)/(4 (1 + y1) (1 + y2^2 + y3^2))), 0},
{0, 0, 0}, {0, 0, -(((2 + y1)^2 (1 + y2^2))/(4 (1 + y1) (1 + y2^2 + y3^2)))},
{0, ((2 + y1)^2 (1 + y2^2))/(4 (1 + y1) (1 + y2^2 + y3^2)), 0}},
{{0, 0, (2 + y1)/(4 y1 (1 + y1)^2)}, {0, 0, 0}, {-((2 + y1)/(4 y1 (1 + y1)^2)), 0, 0}},
{{0, 0, 0}, {0, 0, ((2 + y1)^2 (1 + y3^2))/(4 (1 + y1) (1 + y2^2 + y3^2))},
{0, -(((2 + y1)^2 (1 + y3^2))/(4 (1 + y1) (1 + y2^2 + y3^2))), 0}},
{{0, 0, 0}, {0, 0, -(((2 + y1)^2 y2 y3)/(4 (1 + y1) (1 + y2^2 + y3^2)))},
{0, ((2 + y1)^2 y2 y3)/(4 (1 + y1) (1 + y2^2 + y3^2)), 0}}}

```

## E.3 Sectional curvature

```

RiemannCovariant[coordinates_, MetricTensor_] :=
MetricTensor . RiemannContravariant[coordinates, MetricTensor]

```

The input is

```
Simplify[RiemannCovariant[xx, g]]
```

```

{{{0, 0, 0}, {0, 0, 0}, {0, 0, 0}},
{0, -(((2 + y1) (1 + y3^2))/(4 y1 (1 + y1) (1 + y2^2 + y3^2))), ((2 + y1) y2 y3)/(4 y1 (1 + y1) (1 + y2^2 + y3^2))},
{((2 + y1) (1 + y3^2))/(4 y1 (1 + y1) (1 + y2^2 + y3^2)), 0, 0},
{-(((2 + y1) y2 y3)/(4 y1 (1 + y1) (1 + y2^2 + y3^2))), 0, 0},
{0, ((2 + y1) y2 y3)/(4 y1 (1 + y1) (1 + y2^2 + y3^2)), -(((2 + y1) (1 + y2^2))/(4 y1 (1 + y1) (1 + y2^2 + y3^2)))},

```

```

{-(((2 + y1) y2 y3)/(4 y1 (1 + y1) (1 + y2^2 + y3^2))), 0, 0},
{((2 + y1) (1 + y2^2))/(4 y1 (1 + y1) (1 + y2^2 + y3^2)), 0, 0}},
{{0, ((2 + y1) (1 + y3^2))/(4 y1 (1 + y1) (1 + y2^2 + y3^2)), -(((2 + y1) y2 y3)/(4 y1 (1 + y1) (1 + y2^2 + y3^2)))},
{-(((2 + y1) (1 + y3^2))/(4 y1 (1 + y1) (1 + y2^2 + y3^2))), 0, 0},
{((2 + y1) y2 y3)/(4 y1 (1 + y1) (1 + y2^2 + y3^2)), 0, 0}},
{0, 0, 0}, {0, 0, 0}, {0, 0, 0}},
{0, 0, 0}, {0, 0, -((2 + y1)^2/(4 (1 + y2^2 + y3^2)))}, {0, (2 + y1)^2/(4 (1 + y2^2 + y3^2)), 0}},
{{0, -(((2 + y1) y2 y3)/(4 y1 (1 + y1) (1 + y2^2 + y3^2))), ((2 + y1) (1 + y2^2))/(4 y1 (1 + y1) (1 + y2^2 + y3^2))},
{((2 + y1) y2 y3)/(4 y1 (1 + y1) (1 + y2^2 + y3^2)), 0, 0},
{-(((2 + y1) (1 + y2^2))/(4 y1 (1 + y1) (1 + y2^2 + y3^2))), 0, 0}},
{0, 0, 0}, {0, 0, (2 + y1)^2/(4 (1 + y2^2 + y3^2))}, {0, -((2 + y1)^2/(4 (1 + y2^2 + y3^2))), 0}},
{0, 0, 0}, {0, 0, 0}, {0, 0, 0}}}

```

The input and output are

```
RiemannCovariant[xx, g][[1, 3, 1, 3]]/(g[[3, 3]]*g[[1, 1]] - g[[1, 3]]^2)
```

```
-(y1 (2 + y1))/(4 (1 + y1)^2)
```

```
RiemannCovariant[xx, g][[1, 2, 1, 2]]/(g[[2, 2]]*g[[1, 1]] - g[[1, 2]]^2)
```

```
-(y1 (2 + y1))/(4 (1 + y1)^2)
```

```
RiemannCovariant[xx, g][[2, 3, 2, 3]]/(g[[3, 3]]*g[[2, 2]] - g[[2, 3]]^2)
```

```
-((2 + y1)^2/(4 (1 + y1)^2))
```

#### E.4 Ricci curvature

```
RicciCurvature[coordinates_, MetricTensor_] :=
```

```
Simplify@TensorContract[RiemannContravariant[coordinates, MetricTensor], {{1, 3}}
```

The input is

```
RicciCurvature[xx, g]
```

The output is

```

{{-((2 + y1)/(2 y1 (1 + y1)^2)), 0, 0},
{0, -(((2 + y1) (1 + y3^2))/(2 (1 + y2^2 + y3^2))), ((2 + y1) y2 y3)/(2 (1 + y2^2 + y3^2))},
{0, ((2 + y1) y2 y3)/(2 (1 + y2^2 + y3^2)), -(((2 + y1) (1 + y2^2))/(2 (1 + y2^2 + y3^2)))}}

```

It is easy to see the manifold is complete and simply-connected. Thus we see that

**Proposition 10.** *The statistical manifold of the 2-dimensional hyperboloid distribution is Hadamard but not Einstein.*

Fisher-Rao manifolds which are Hadamard are useful to prove convergence of optimization algorithms [9].