

DiscrimLoss: A Universal Loss for Hard Samples and Incorrect Samples Discrimination

Tingting Wu, Xiao Ding, Hao Zhang, Jinglong Gao, Li Du, Bing Qin, Ting Liu

Abstract—Given data with label noise (i.e., incorrect data), deep neural networks would gradually memorize the label noise and impair model performance. To relieve this issue, curriculum learning is proposed to improve model performance and generalization by ordering training samples in a meaningful (e.g., easy to hard) sequence. Previous work takes incorrect samples as generic hard ones without discriminating between hard samples (i.e., hard samples in correct data) and incorrect samples. Indeed, a model should learn from hard samples to promote generalization rather than overfit to incorrect ones. In this paper, we address this problem by appending a novel loss function *DiscrimLoss*, on top of the existing task loss. Its main effect is to automatically and stably estimate the importance of easy samples and difficult samples (including hard and incorrect samples) at the early stages of training to improve the model performance. Then, during the following stages, *DiscrimLoss* is dedicated to discriminating between hard and incorrect samples to improve the model generalization. Such a training strategy can be formulated dynamically in a self-supervised manner, effectively mimicking the main principle of curriculum learning. Experiments on image classification, image regression, text sequence regression, and event relation reasoning demonstrate the versatility and effectiveness of our method, particularly in the presence of diversified noise levels.

Index Terms—Machine learning, Deep learning, Noisy label, Label noise, Robust methods.

I. INTRODUCTION

DEEP neural networks (DNNs) have achieved extraordinary success in various tasks, such as commonsense reasoning [1], [2], natural language generation [3], speech recognition [4], and image classification [5]. However, as a data-driven method, the success is largely attributed to the large-scale human-annotated datasets. Because obtaining massive and high-quality annotations is extremely labor-consuming and infeasible, many researchers often take an inexpensive and imperfect method as a substitution, such as pattern-based extraction in NLP [6] and automatic labeling in multimedia processing [7]–[10]. These methods inevitably involve incorrect samples (i.e., samples with label noise), but DNNs can easily overfit to noisy labels and lead to poor generalization performance [11]. To improve model performance and generalization, curriculum learning (CL) presents a new idea that easy samples should be learned before hard ones during training [12], [13]. This can be done by estimating the importance of each sample directly during training based on




Fig. 1. An example depicts easy, hard, and incorrect samples for three image datasets. Each sample involves a given label below it as the ground-truth label, which is likely to be noisy.

the intuitive observation that easy and hard samples behave differently in terms of their respective loss, and can therefore be discriminated.

However, previous studies primarily select or reweight samples to suppress the contribution of incorrect samples to the loss function and regard incorrect samples as ordinary hard ones [14]–[18]. In this situation, hard samples mix with incorrect ones. [19] state that hard samples rather than incorrect samples are analogs to support vectors, critical for model generalization.

To facilitate this, we follow the core principle of curriculum learning and append a novel loss function **DiscrimLoss** on top of the existing task loss to discriminate between hard samples and incorrect ones. In contrast to conventional CL, *DiscrimLoss* focuses on easy, hard, and incorrect samples (exemplified by Fig. 1) simultaneously and dedicate to separating hard samples and incorrect samples as much as possible. Specifically, *DiscrimLoss* is a *stage-wise learning strategy*. At the early training stages, we focus on improving the model performance by discriminating easy and *difficult samples* (including hard and incorrect samples). As we move into the following training stages, we aim at enhancing model generalization by separating hard instances and incorrect ones. In this way, a model can learn from *correct samples* (including easy samples and hard ones) more adequately and avoid memorizing noisy labels. To this end, we present a stable sample reweight method to automatically estimate the difficulty and importance of samples via an adaptive indicator. We learn *DiscrimLoss* in a self-supervised manner by involving an extra learnable parameter. Experimental results on six datasets under two

Tingting Wu, Xiao Ding, Hao Zhang, Jinglong Gao, Li Du, Bing Qin, Ting Liu are with the Faculty of Computing, Harbin Institute of Technology, Harbin 150000, China (e-mail: ttwu@ir.hit.edu.cn; xding@ir.hit.edu.cn; zhh1000@hit.edu.cn; jlgao@ir.hit.edu.cn; ldu@ir.hit.edu.cn; bqin@ir.hit.edu.cn; tliu@ir.hit.edu.cn).

Corresponding author: Xiao Ding.

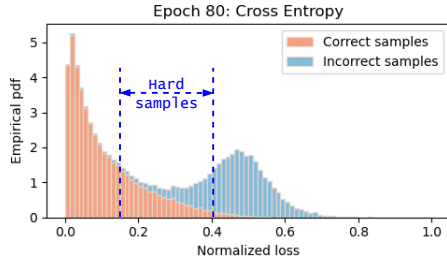


Fig. 2. Distribution statistics of normalized losses from samples training on CIFAR-100 with 40% noise with cross-entropy at 80-th epoch.

modals, comprising benchmark-simulated and real-world label noise datasets, demonstrate consistent gain, which verifies the effectiveness and generality of our method.

II. DISCRIMLOSS

We first introduce an essential overview of DiscrimLoss. Then, we present how sample difficulty can be automatically estimated. As a stage-wise learning strategy, sample importance varies with sample difficulty and training stages. DiscrimLoss attempts to harvest a stable weight for each sample to achieve a robust estimation of sample importance. Finally, we demonstrate the complete form of DiscrimLoss and show a detailed analysis of its principle.

A. Overview

The basic idea of CL is to estimate *a priori* the difficulty of a given sample by measuring the importance of each sample directly during the training in the form of a weight, such that easy samples with small loss can receive larger weights during the early stages of training. However, no matter hard and incorrect samples would be learned in previous CL methods, as they cannot explicitly discriminate between these two kinds of samples. Based on the observation of large-scale training samples in Fig. 2, we argue that: (1) the loss of correct samples should be smaller than incorrect ones; (2) partial correct samples, which overlap with incorrect samples, can be regarded as hard samples, whose losses are larger than easy ones and smaller than incorrect ones. The challenge is how to accurately separate easy, hard and incorrect samples.

To address this issue, we propose a stage-wise training strategy. As shown in Fig. 3, we first separate easy samples and difficult ones using a threshold k_{dyn} , where $k_{dyn} \in \mathbb{R}$ is an adaptive threshold and initialized with a small value at the early training stages (**Stage 1**). The learning capability of the model is weak at this stage. Most samples are regarded as difficult ones, which would generate large losses. With the improvement of the model’s learning ability, the value of k_{dyn} gradually becomes larger, and more hard samples can be learned by the model. We use an extra **learnable parameter** $\delta_i \geq 0$ to monitor whether the model can learn knowledge from correct samples, where δ_i denotes the *importance* (or *weight*) of the i -th sample. When the model cannot gain any knowledge from correct samples, k_{dyn} reaches its maximum

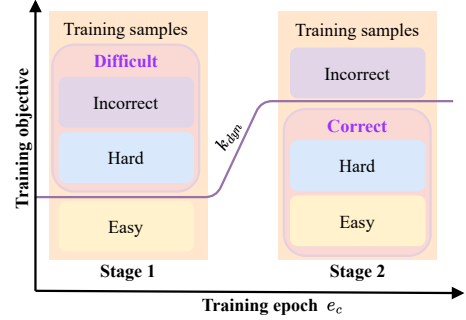


Fig. 3. Transfer from Stage 1 to Stage 2 by automatically adjusting an adaptive threshold k_{dyn} in the training process.

value, so that we can separate hard and incorrect samples using the maximum value of k_{dyn} at this stage (**Stage 2**).

Formally, let $\{(\mathbf{x}_i, y_i)\}_{i=1}^N$ denote the data, where \mathbf{x}_i is the i -th sample, and y_i is its corresponding label. $l_i = g(M_\theta(\mathbf{x}_i), y_i)$ is the loss of sample \mathbf{x}_i predicted by the model M with trainable parameters θ , where $g(\cdot)$ denotes the *task loss function*. We append DiscrimLoss L_i on top of l_i (referred to as **inner loss** in the following) to discriminate among easy, hard and incorrect samples. Let $k_{dyn} = k_1 \in \mathbb{R}$ (minimum of k_{dyn}) denote the threshold at Stage 1 that preferably distinguishes easy samples and difficult samples according to their respective losses. Similarly, let $k_{dyn} = k_2 \in \mathbb{R}$ (maximum of k_{dyn}) be the threshold at Stage 2 that ideally separates hard samples from incorrect ones based on their corresponding losses.

B. Automatic estimation of sample difficulty

In the early stages of training, the model focuses on fitting data and improving model performance. For sample \mathbf{x}_i , if its loss $l_i < k_1$, we take the sample \mathbf{x}_i as an easy sample and vice versa. In the following stages of training, the model dedicates to enhancing generalization. For sample \mathbf{x}_j , if its loss $l_j > k_2$, we take the sample \mathbf{x}_j as an incorrect sample and vice versa. We take the form k_{dyn} to unify multiple thresholds utilized in varied training stages, and k_{dyn} can be defined as

$$k_{dyn} = \left(a \cdot \text{Tanh}(p(e_c - q)) + a + 1 \right) \cdot k_1, \quad (1)$$

where e_c is the current training epoch number, and $\text{Tanh}(\cdot) \in [-1, 1]$ denotes the classical hyperbolic tangent function. The purple curve in Fig. 3 depicts the relation between k_{dyn} and e_c . a , p and $q \in \mathbb{R}$ are hyperparameters. a manipulates the switching threshold and makes k_{dyn} fall into the range $[k_1, k_2]$, where $k_2 = (1 + 2a)k_1$. p controls the switching speed, which leads to a more rapid switching when getting smaller and q governs the switching moment.

C. Stable estimation of sample weight

By estimating sample importance, training samples are arranged in a more meaningful sequence (from easy to hard then to incorrect), which is consistent with the core principle

²An estimation will fluctuate when the sample importance estimation of two adjacent epochs for any sample changes more than a specific threshold T_{fluc} , where $T_{fluc} = 2$ here.

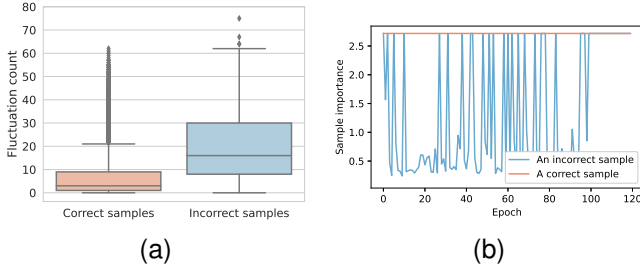


Fig. 4. (a) boxplots of fluctuation count² in sample importance estimation for correct and incorrect samples. The box represents the region between the lower and upper quartiles of the fluctuation count. The horizontal line in the box represents the median value: a higher value indicates more volatility. (b) sample importance estimation of a randomly picked correct/incorrect sample. Both are trained with a recent CL method [20] on CIFAR-100 with 40% label noise.

of CL. Specifically, at the early stages of training, we increase the importance of easy samples and decrease the importance of difficult ones. For an easy sample, the operation magnifies its contribution to the loss function and obtains a large L_i , to accelerate the training process. Likewise, at the final stages of training, we increase the importance of hard examples and decrease the importance of incorrect ones. For an incorrect sample, the operation suppresses its contribution to the loss function and gets a small L_i , to prevent overfitting.

However, Fig. 4 (a) exhibits incorrect samples are more likely to fluctuate than correct samples when estimating sample importance. In Fig. 4 (b), we randomly picked an incorrect sample, whose importance may be comparable with the correct one at many epochs. In this case, the model may confuse correct and incorrect samples, leading to overfitting. Hence, stable sample importance (or weight) estimation is essential. As a learnable parameter, the sample weight δ_i is updated by

$$\delta_i = \delta_i - \tau \frac{\partial L_i}{\partial \delta_i}, \quad (2)$$

where τ denotes the learning rate. Also, [20] state that δ_i also represents the **confidence** of the model’s prediction. From this perspective, we argue that a stable estimation of δ_i should consider the following two components.

(1) *The initial stage of training would be detrimental to a stable estimation of the sample weight.* Random initialization of model parameters in DNNs makes neurons more differentiated, resulting in an unstable weight estimation. An intuitive approach to make the weight more stable and reliable is to shrink the present gradient in Eq. (2), allowing δ_i ’s update slower and more cautious and alleviating the impact of model instability. To this end, we propose a simple but effective constraint called **Early Suppression (ES)**, which imposes a short-term suppression on the gradient during the early epochs, and the gradient of δ_i can be defined as

$$\frac{\partial L_i}{\partial \delta_i} = h(ES(e_c)), \quad ES(e_c) = \begin{cases} \frac{e_c}{e_s}, & e_c < e_s, \\ 1, & e_c \geq e_s, \end{cases} \quad (3)$$

where e_c is the current epoch number. e_s denotes the total number of suppressed epochs, which is a hyperparameter. $h(\cdot)$ denotes a general form of δ_i ’s gradient, whose concrete form will be discussed in detail in the next section.

(2) *The losses of hard samples and incorrect ones often fluctuate randomly, which has a bad effect on the stable estimation of the sample weight.* Specifically, sample importance varies with sample difficulty, and the latter can be characterized

TABLE I
THE INFLUENCE ON SAMPLE WEIGHT δ_i AND MODEL TRAINING WITH DIFFERENT SAMPLE DIFFICULTIES AND TRAINING STAGES.

Stage	$\frac{\partial L_i}{\partial \delta_i}$	Sample difficulty	δ_i ’s update	Gradient change	
1	$\frac{ES(e_c)(k_1 - Avg(l_i))}{\delta_i^2}$	$Avg(l_i) < k_1$	easy	smaller	larger
		$Avg(l_i) > k_1$	hard incorrect	larger	smaller
2	$\frac{ES(e_c)(k_2 - Avg(l_i))}{\delta_i^2}$	$Avg(l_i) < k_2$	easy	smaller	larger
		$Avg(l_i) > k_2$	hard incorrect	larger	smaller

by comparing the sample loss with an adaptive threshold k_{dyn} . Therefore, δ_i ’s update depends on the sample loss l_i . Based on Eq. (3), the gradient of δ_i can be further defined as $\frac{\partial L_i}{\partial \delta_i} = h(ES(e_c), l_i)$. However, a training example may experience from being identified correctly to incorrectly (or incorrectly to correctly) throughout learning in one task [19], which leads to an inconsistent prediction of a single sample. This phenomenon is more common in hard samples. To alleviate the random fluctuation of the prediction confidence caused by only one prediction, we incorporate the historical loss into the model loss, i.e., **Historical Loss (HL)**. Then, we have

$$\frac{\partial L_i}{\partial \delta_i} = h(ES(e_c), Avg(l_i)), \quad (4)$$

where $Avg(l_i)$ denotes the exponential moving average of l_i with a fixed smoothing parameter ρ . As to easy samples, model predictions in different epochs tend to be consistent. Using the historical loss does not impair the performance of easy samples. Moreover, when we increase the sample importance (for the sample whose $l_i < k_{dyn}$) in Eq. (2), its gradient $\frac{\partial L_i}{\partial \delta_i}$ should be negative or vice versa. In this case, we use the form $l_i - k_{dyn}$ as another key constraint in the gradient of δ_i , namely

$$\frac{\partial L_i}{\partial \delta_i} = h(ES(e_c), Avg(l_i), l_i - k_{dyn}). \quad (5)$$

Notably, although sample weights are introduced as learnable parameters, DiscrimLoss is involved only during training. At inference, we take the inner loss as an alternative and hence has no effect on model complexity.

D. Stage-wise loss function

Based on the above analysis, we propose a simple possible formulation of DiscrimLoss that meets design for $h(\cdot)$, i.e.,

$$L_i = \frac{ES(e_c)(Avg(l_i) - k_{dyn})}{\delta_i} + \lambda (\log \delta_i)^2, \quad (6)$$

where $(\log \delta_i)^2$ denotes a regularization term controlled by the hyperparameter $\lambda > 0$. To better illustrate the underlying principles of DiscrimLoss, we start from the optimization of learnable parameters (i.e., sample weight δ_i and model parameters θ). Without considering the regularization term, the gradient of the loss w.r.t the sample weight δ_i is given by:

$$\frac{\partial L_i}{\partial \delta_i} = \frac{ES(e_c)(k_{dyn} - Avg(l_i))}{\delta_i^2}. \quad (7)$$

Both ES and HL components impose further constraints on δ_i ’s gradient and make δ_i more stable. Based on Eq. (7), we summarize the influence on sample weight and model training with different sample difficulties and training stages, as shown in Table I. We take a hard sample in the early stages of training (i.e., training stage 1, $k_{dyn} = k_1$) as an example. As a hard sample (i.e., $Avg(l_i) > k_1$), it generates a negative gradient

in Eq. (7), which leads to the increasing of δ_i in Eq. (2), i.e., “larger” in Table I. A larger δ_i causes a smaller L_i in Eq. (6), which suppresses the loss contribution made by a hard sample. Also, a larger δ_i makes the related parameters update slower. Similarly, the gradient of the loss with respect to the model parameters θ is given by:

$$\frac{\partial L_i}{\partial \theta} = \frac{\partial L_i}{\partial l_i} \cdot \frac{\partial l_i}{\partial \theta} = \frac{ES(e_c)}{\delta_i} \cdot \frac{\partial l_i}{\partial \theta}, \quad (8)$$

where $\frac{\partial l_i}{\partial \theta}$ is the inner loss gradient. The historical loss is a constant in Eq. (6), and thus the derivative with respect to θ is 0, which does not affect the gradient in Eq. (8). In addition, as $ES(e_c)$ is a constant at each epoch, $\frac{ES(e_c)}{\delta_i}$ can be regarded as the sample weight, which is ultra-low in the initial stage of training. At this time, the model lacks reliability, and the DiscrimLoss L_i can decouple from the original loss l_i . When confidence is getting larger, the DiscrimLoss L_i has a positive correlation with the inner loss l_i .

III. EXPERIMENTS

We conduct experiments on four different tasks across CV and NLP to test the effectiveness and generality of DiscrimLoss (Section III-B to III-E). We further validate the effect of our method on model generalization performance (Section III-F). Finally, we investigate the influence of each component of DiscrimLoss through an ablation study (Section III-G).

A. Experiment settings

Before formally introducing the experiments, we first introduce the basic settings of the experiments. Without loss of generality, we mainly focus on both the classification and regression tasks. For the classification tasks, we take the cross-entropy as the inner loss, and utilize accuracy as the evaluation metric. For the regression tasks, the Mean-Square-Error (MSE) loss (l_2) or the smooth-L1 loss (smooth- l_1) are taken as the inner loss, and the mean absolute error (MAE) is adopted as the evaluation metric.

We conduct experiments on two real-world noisy datasets and five manually corrupted datasets, where the latter enables us to examine the specific efficacy of DiscrimLoss under different proportions of noise. Following previous works [17], [20], we manually corrupt the dataset by introducing symmetric label noise, as it can be more challenging to avoid incurring such noise into the model during training [21]. To this end, we randomly replace a proportion of the train labels with the other labels drawn from a uniform distribution.

In the training process, we empirically initialize k_1 as the global average of the inner loss (simplified as $k_1 = \text{GA}$), exponential moving average of the inner loss with a fixed smoothing parameter $\rho' = 0.9$ (simplified as $k_1 = \text{EMA}$), or a constant η assigned via prior knowledge about the specific task (i.e., $k_1 = \eta$). For ρ in $\text{Avg}(l_i)$, $\rho = 0.9$.

For all results in this paper, methods are implemented with PyTorch and trained on GeForce RTX 2080Ti GPUs. We report the mean and standard deviation over five runs. All the sample weights are initialized as 1 and are optimized using the standard stochastic gradient descent (SGD). A sample weight

TABLE II
STATISTICS OF DATASETS FOR IMAGE CLASSIFICATION.

	Train Size	Validation Size	Test Size	Classes	Image Size
MNIST	60,000	-	10,000	10	28×28
CIFAR-10	50,000	-	10,000	10	32×32
CIFAR-100	50,000	-	10,000	100	32×32
Clothing1M	1,000,000	14,313	10,526	14	224×224

TABLE III
TEST ACCURACY ON MNIST UNDER DIFFERENT PROPORTIONS OF LABEL NOISE.

Method	MNIST				
	0%	20%	40%	60%	80%
MentorNet	-	97.21±0.13	93.96±0.76	-	-
Co-teaching	-	97.22±0.18	94.64±0.33	-	-
Co-teaching+	-	98.11±0.07	95.87±0.27	-	-
JoCoR	-	98.06±0.04	-	-	84.89±4.55
SuperLoss	98.97±0.06	98.87±0.05	98.40±0.16	97.69±0.14	95.53±0.18
DiscrimLoss	99.08±0.03	98.99±0.01	98.64±0.01	98.11±0.09	96.15±0.16

δ_i will be updated when and only when it is present in a mini-batch. We also refine the hyperparameters for each noise level for datasets with manually corrupted labels. Entire optimal hyperparameter settings are provided in Table X and Table XI of the Appendix A. Hyperparameters are optimized by a common hyperparameter optimization tool, *Hyperopt* [22].

B. Image classification

Task and dataset. Image classification is to identify the target correctly given the images with specific classes, which belongs to a task in CV. We first test the effectiveness of DiscrimLoss by performing image classification experiments on four benchmarks: MNIST [23], CIFAR-10, CIFAR-100 [24], and Clothing1M [25]. We briefly summarize the statistics of four datasets in Table II. Besides, we inject label noise into the first three datasets. For MNIST, the noise rates are set to 0%, 20%, 40%, 60%, and 80%. For CIFAR-10 and CIFAR-100, the noise proportions are specified as 0%, 20%, 40%, and 60%.

Baselines. For comparison, six categories of baselines are involved. (1) The model trained with vanilla cross-entropy (CE). (2) Multi-network learning methods, addressing the issue of prediction error accumulation in single network learning: (i) **Co-teaching** [26] maintains two networks. Each network aims to teach the other with the small-loss principle; (ii) **Co-teaching+** [27] comprises two networks and keeps prediction disagreement data. Small-loss data is picked and used to cross-train two DNNs; (iii) **JoCoR** [28] trains two networks by the joint loss with co-regularization to make predictions. The objective is to reduce the diversity of the two networks during training. (3) Sample reweighting methods: (i) **MentorNet** [16], which requires an extra neural network to learn a curriculum so as to alleviate overfitting on incorrect data; (ii) **Data Parameters** [17] learns two types of learnable parameters to realize dynamic curriculum learning; (iii) **SuperLoss** [20] learns a curriculum by reweighting samples according to sample difficulty. Each sample weight can be calculated by the respective model loss. (4) Loss correction methods: **Forward & Backward** [21], which multiplies the model prediction by a stochastic matrix T or an inverse of T and achieves loss

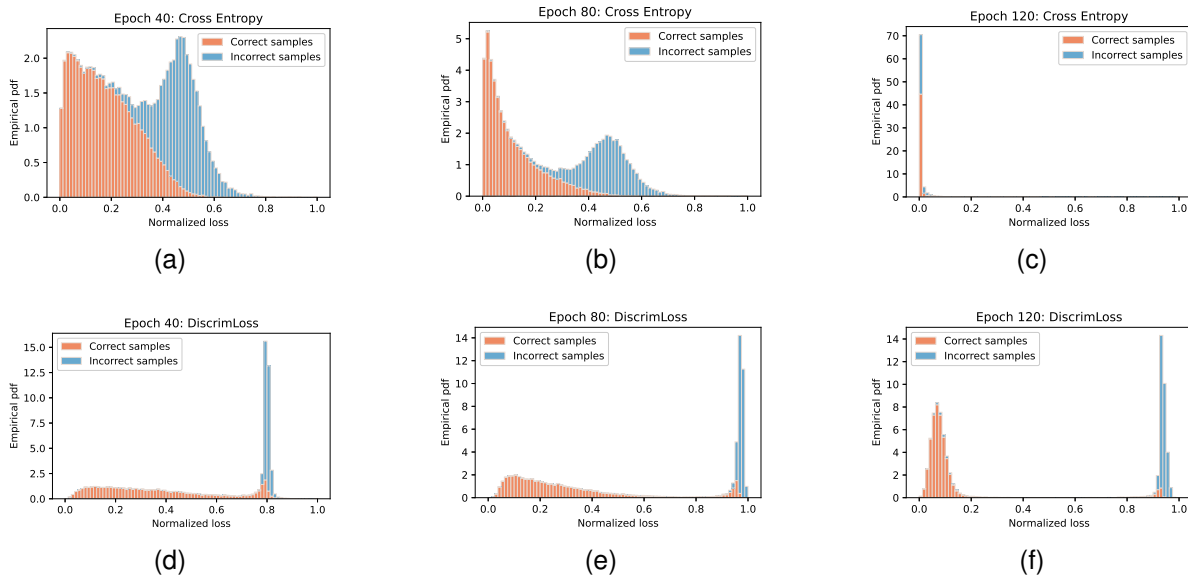


Fig. 5. Distribution statistics of normalized losses from samples training on CIFAR-100 with 40% noise. (a) Training with cross-entropy at 40-th epoch. (b) Training with cross-entropy at 80-th epoch. (c) Training with cross-entropy at 120-th epoch. (d) Training with DiscrimLoss at 40-th epoch. (e) Training with DiscrimLoss at 80-th epoch. (f) Training with DiscrimLoss at 120-th epoch.

TABLE IV
TEST ACCURACY ON CIFAR-10 AND CIFAR-100 UNDER DIFFERENT PROPORTIONS OF LABEL NOISE.

Method	CIFAR-10				CIFAR-100			
	0%	20%	40%	60%	0%	20%	40%	60%
MentorNet	-	83.26±0.72	78.37±1.73	-	-	57.27±1.32	49.01±2.09	-
Co-teaching	-	88.20±0.27	84.45±0.68	-	-	61.47±0.41	53.44±0.40	-
Co-teaching+	-	86.47±0.92	78.93±0.74	-	-	64.13±0.32	55.92±0.81	-
Data Parameters	-	-	91.10±0.70	-	-	-	70.93±0.15	-
CurriculumLoss	-	89.49	83.24	66.2	-	64.88	56.34	44.49
SuperLoss	94.97±0.03	92.98±0.11	91.06±0.23	85.48±0.13	78.51±0.10	74.34±0.26	70.96±0.24	62.39±0.17
SLN	-	-	80.00±0.61	-	-	-	50.24±0.41	-
CDR	-	90.26±0.31	87.19±0.43	-	-	68.68±0.33	62.72±0.38	-
DiscrimLoss	95.99±0.17	93.67±0.05	92.07±0.18	86.82±0.06	80.77±0.12	75.06±0.06	71.04±0.07	62.46±0.06

TABLE V
TEST ACCURACY ON CLOTHING1M. TOP-2 RESULTS ARE IN BOLD.

Method	Test accuracy
CE	71.12±0.32
Forward	71.28±0.27
Backward	71.03±0.33
Co-Teaching	72.14±0.28
JoCoR	72.30±0.34
SuperLoss	71.89±0.44
SLN	72.95±0.31
DiscrimLoss	73.10±0.11
SuperLoss-DiscrimLoss	73.79±0.25

correction. (5) Regularization-based methods: (i) **SLN** [29], which does label perturbation in SGD, provides an implicit regularization effect for training overparameterized DNNs; (ii) **CDR** [30], which divides all model parameters into critical and non-critical ones, performs different update rules for different types of parameters to hinder the memorization of noisy labels. (6) Re-designing more robust loss methods: **CurriculumLoss** [18], which proposes a loss to achieve curriculum sample selection. More details are in Appendix B.

Implementation and Results. To compare with the relevant state-of-the-art (SOTA) method, for MNIST, we train a LeNet [23] following the experiment settings in [20] for 20 epochs.

For CIFAR-10 and CIFAR-100, we use the WideResNet-28-10 model with the same experiment settings as those in [17] for 120 epochs.³ We utilize the SGD optimizer with batchsize 128, momentum 0.9, weight decay $5e-4$, initial learning rate 0.1 for these three datasets. For CIFAR-10 and CIFAR-100, the learning rate decreased to 0.01 after 80 epochs and 0.001 after 100 epochs. For Clothing1M, we train an Imagenet-pretrained ResNet-50 using the SGD optimizer with momentum 0.9, weight decay $1e-3$, and batchsize 32 following the common settings in [21] and [29] for 10 epochs. The initial learning rate is $1e-3$ and decreased to $1e-4$ after 5 epochs.⁴

MNIST. As shown in Table III, DiscrimLoss consistently outperforms the baseline methods under different noise proportions on MNIST. In addition, with the increase of the noise level, DiscrimLoss can achieve a statistically significant gain of 0.11%, 0.12%, 0.24%, 0.62% over the SOTA approach, which confirms our motivation that DiscrimLoss can effectively discriminate between hard samples and incorrect samples.

CIFAR-10 & CIFAR-100. For CIFAR-10 and CIFAR-

³<https://github.com/apple/ml-data-parameters>

⁴<https://github.com/chenpf1025/SLN>

TABLE VI
MEAN ABSOLUTE ERROR (MAE) ON THE TEST SET OF UTKFACE UNDER DIFFERENT PROPORTIONS OF LABEL NOISE.

Input Loss	Method	UTKFace				
		0%	20%	40%	60%	80%
MSE(l_2)	No CL	7.60±0.16	10.05±0.41	12.47±0.73	15.42±1.13	22.19±3.06
	SuperLoss	7.24±0.47	8.35±0.17	9.10±0.33	11.74±0.14	13.91±0.13
	DiscrimLoss	5.34±0.03	6.22±0.04	7.94±0.10	10.24±0.20	12.87±0.07
smooth- l_1	No CL	6.98±0.19	7.40±0.18	8.38±0.08	11.62±0.08	17.56±0.33
	SuperLoss	6.74±0.14	6.99±0.09	7.65±0.06	9.86±0.27	13.09±0.05
	DiscrimLoss	5.32±0.03	5.77±0.03	6.86±0.01	9.53±0.21	12.73±0.19

100, we observe a similar conclusion, as shown in Table IV. Moreover, we further explore the effectiveness of DiscrimLoss in separating hard samples from incorrect ones. Fig. 5 demonstrates the distribution statistics of normalized losses from samples trained with cross-entropy or DiscrimLoss at 40-th, 80-th, and 120-th epochs. We discover that DiscrimLoss can effectively distinguish incorrect samples from correct ones with an increase in training epochs by “pushing” losses of correct samples to the minimum and incorrect samples to the maximum.

Clothing1M. Clothing1M is a large-scale benchmark (1M training images) with real-world noise. The number of images of each class is unbalanced, and we experiment with the noisy-class-balanced sampling, following the settings in [29]. As shown in Table V, DiscrimLoss consistently outperforms all baselines, which indicates that DiscrimLoss can effectively discriminate among samples with various difficulties for instances within a challenging real-world noisy environment.

Robust loss as the inner loss. To demonstrate the effectiveness of DiscrimLoss on top of a robust loss, we take SuperLoss as the robust loss and place DiscrimLoss on top of it (i.e., SuperLoss-DiscrimLoss in Table V). As shown in Table V, SuperLoss-DiscrimLoss further achieves higher test accuracy compared to SuperLoss and DiscrimLoss, which indicates DiscrimLoss can boost robust losses effectively by appending on top of them.

C. Image regression

Task and dataset. To further test the generality of DiscrimLoss, we perform experiments on an image regression task (i.e., a CV regression task, aiming to predict the age given face images) on UTKFace [31], containing 23,705 aligned and cropped face images. We follow the data partition settings in [31] and randomly split 90% as the training set and 10% as the test set. Likewise, we manually add different noise levels to the dataset, with specific noise rates of 0%, 20%, 40%, 60%, 80%, respectively.

Implementation and Results. We compare with two baselines: (1) **No CL** trains the model with the vanilla MSE loss or smooth- l_1 loss; (2) **SuperLoss** [20]. We follow the experiment settings in [20] and train a ResNet-18 model (with a single output) for 100 epochs using SGD with batchsize 128, weight decay $5e-4$, and momentum 0.9. We utilize MAE as the evaluation metric and report the results based on l_2 loss and smooth- l_1 loss, which corresponds to a learning rate of 0.001 and 0.1, respectively. Threshold k_1 is assigned as $k_1 = \text{EMA}$.

TABLE VII
MEAN ABSOLUTE ERROR (MAE) ON THE TEST SET OF DIGIT SUM UNDER DIFFERENT PROPORTIONS OF LABEL NOISE.

Method	Digit Sum			
	0%	20%	40%	60%
No CL	9.74±0.77	20.32±1.07	24.97±1.55	30.42±1.15
Baby Steps	19.89±2.97	31.92±4.72	31.12±1.04	32.63±1.74
DiscrimLoss($k_1 = \text{EMA}$)	9.54±1.26	18.72±1.44	23.50±1.78	28.72±0.84
DiscrimLoss($k_1 = \text{GA}$)	9.42±1.19	15.15±1.16	22.87±2.08	27.97±1.71
DiscrimLoss($k_1 = 0.5$)	6.45±0.72	17.56±0.98	24.52±1.33	29.01±1.92

As shown in Table VI, the DiscrimLoss consistently outperforms both of the baselines by a large margin, regardless of the noise level. This shows the versatility of DiscrimLoss in different task forms.

D. Text sequence regression

Task and dataset. To evaluate the effectiveness of our approach in a few-shot situation, we perform experiments on a low-resource text sequence regression task [32], i.e., predicting the sum of digits when given a sequence of symbols of numbers, which can be regarded as an NLP task. “Low resource” depicts the scenario where only a few samples are available for model training. This task is evaluated on the Digit Sum dataset [32], which is a synthetic dataset and comprises 1000, 200, and 200 samples as training, validation, and test sets. We reproduce the generation of the dataset and related baselines following the implementation by [32],⁵ and evaluate the proposed method with manually corrupted labels. The noise rates are set to 0%, 20%, 40%, and 60%, respectively.

Implementation and Results. We compare DiscrimLoss with the following baselines: (1) **No CL**, which trains the model with a l_2 loss on the noisy dataset. (2) **Baby Steps** [33], which is a classic CL algorithm. It uses an incremental approach where groups of more complex examples are incrementally added to the training set, which is the strongest baseline in [32]. We follow [32] and train an LSTM model [34] with hidden units of 256 without peephole connections and a batchsize of 512 for 100 epochs. We choose l_2 loss as the inner loss and MAE as the evaluation metric and utilize the AdamW optimizer with learning rate 0.1, weight decay 0. We report three sets of results corresponding to different threshold k_1 settings.

Due to the extremely limited size of the dataset, the models are particularly vulnerable to overfit the noise within training set. However, as Table VII shows, our method outperforms both baseline methods under all proportions of label noise

⁵<https://github.com/volkancirik/curriculum-sstb>

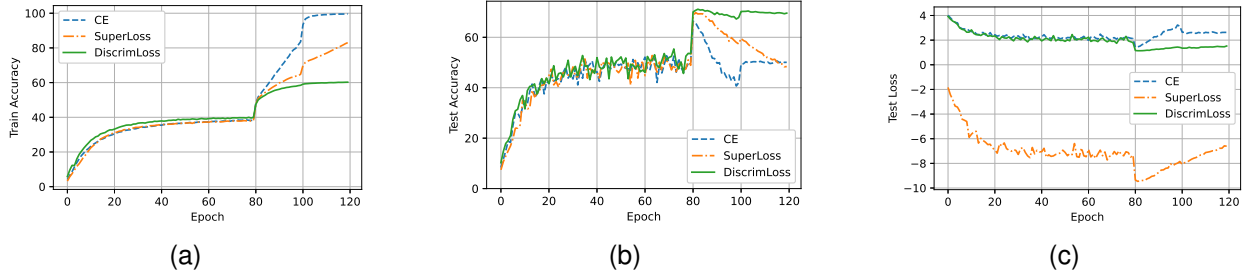


Fig. 6. The generalization performance on CIFAR-100 under 40% label noise. (a) Train accuracy. (b) Test accuracy. (c) Test loss.

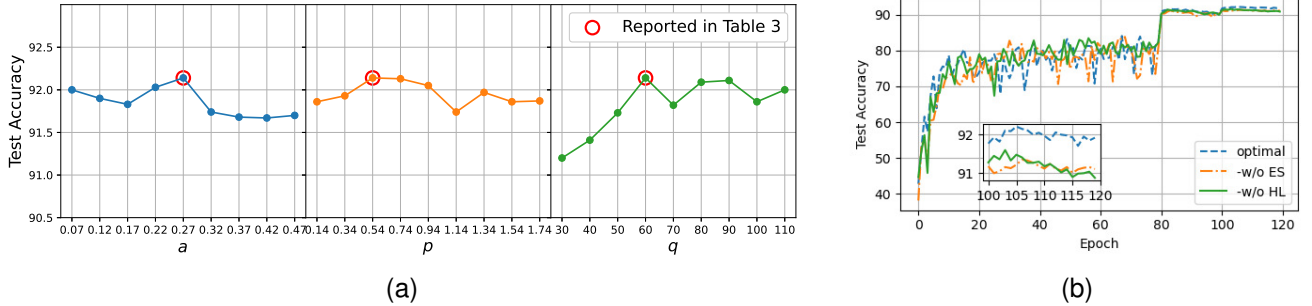


Fig. 7. Test accuracy on CIFAR-10 under 40% label noise. To better display the influence of changes of components on the model performance in (b), we added local amplified results of the performance curves of the last 20 epochs in the lower left part of subgraph. (a) Test accuracy w.r.t. key hyperparameters of a, p , and q . (b) Test accuracy after removing different key components.

TABLE VIII
STATISTICS OF WIKIHOW DATASET.

	Step Infer.	Goal Infer.	Step Ordering
Train Size	336,851	166,708	752,516
Validation Size	37,427	18,523	83,612
Test Size	2,250	1,703	3,100

TABLE IX
TEST ACCURACY ON WIKIHOW OF DIFFERENT SUBTASKS. * INDICATES OUR RE-IMPLEMENTATION.

Method	Step Infer.	Goal Infer.	Step Ordering
Human	96.5	98.0	97.5
BERT	87.4	79.8	81.9
XLNet	86.7	78.3	82.6
GPT-2	83.6	68.6	80.1
RoBERTa	88.2	82.0	83.5
RoBERTa*	88.21±0.08	79.53±0.23	83.00±0.28
RoBERTa (Ours)	89.36±0.40	81.50±0.87	83.66±0.20

regardless of the initialization of k_1 .⁶ Especially on noise-free data, DiscrimLoss significantly reduces the error compared with the SOTA baseline. This indicates the advantages of robust sample weights and auto-switching training objectives in our method, which prevent incurring the noise.

E. Event relation reasoning

Task and dataset. To further examine the generalization ability of DiscrimLoss, we experiment on a real-world noisy NLP dataset, WikiHow [35]. It involves three subtasks (i.e.,

Step Infer., Goal Infer., and Step Ordering), aiming at relation reasoning between procedural events (i.e., GOAL-STEP relation, STEP-GOAL relation, and STEP TEMPORAL relation). For example, “learn poses” is a step in the larger goal of “doing yoga” and “buy a yoga mat” typically precedes “learn poses” [35]. In each subtask, the training set is crawled from the wikiHow website⁷ and is automatically generated, which inevitably introduces noisy labels. The original WikiHow dataset only divides the training set and the test set. We randomly split a part of the samples from the training set as the validation set, with a ratio of 9:1. The statistics of WikiHow are shown in Table VIII.

Baselines. We compare the proposed method with the following methods: (1) **Human** [35], which reports the human performance on these tasks. (2) **BERT** [36], which finetunes the pretrained BERT model on the training set and reports accuracy on the test set. (3) **XLNet** [37], which is identical to BERT besides finetuning the pretrained XLNet model. (4) **GPT-2** [38], which finetunes the pretrained GPT-2 model; the others are the same as BERT. (5) **RoBERTa** [39], which finetunes the pretrained RoBERTa model. The remainder is similar to BERT.

Implementation and Results. We reproduce the strongest baseline with the implementation by [35].⁸ We train a RoBERTa-based model using AdamW [40] for three epochs (for Step Infer. subtask), two epochs (for Step Ordering subtask), and five epochs (for Goal Infer. subtask) with learning rate $5e-5$, weight decay 0. Because of the large scale of the dataset, we set the batchsize as 48 and 1000 steps as an

⁶We use the code and parameter settings released by [32] to obtain baselines. Baby Steps is indeed worse than No CL, which is inconsistent with that reported in [32].

⁷wikihow.com

⁸https://github.com/zharry29/wikihow-goal-step

iteration. Besides, we set $e_s = 3$, $a = 0.2$, $p = 1.2$, $q = 10$, where e_s and q represent the number of iterations. The regularization parameter for DiscrimLoss is assigned as $\lambda = 1e-6$, and the threshold k_1 is set to $k_1 = \text{EMA}$.

Table IX exhibits a gap of about 10% to 20% between model and human performance, indicating the existence of massive hard instances. In addition, compared to RoBERTa* optimized using cross-entropy loss, DiscrimLoss significantly improves the model performance by 1.15%, 1.97%, and 0.66% on sub-tasks Step Infer., Goal Infer., and Step Ordering, respectively.

F. Analysis on model generalization improvement

We further explore the effectiveness of DiscrimLoss on improving model generalization. We analyze a manually corrupted CIFAR-100 dataset, with 40% manually injected noisy labels, and compare with two baselines CE and SuperLoss.

As illustrated in Fig. 6 (a), the accuracy of DiscrimLoss-optimized model on the manually corrupted training set is 60.38%, close to the theoretical upperbound 60%. However, SuperLoss and CE obtain 83.03% and 99.58% accuracy, respectively, indicating apparent overfitting of the noise. Correspondingly, as demonstrated in Fig. 6 (b), the test accuracy of DiscrimLoss level off after about 80 epochs, rather than a significant downward trend like other methods, confirming a better generalization performance of DiscrimLoss. We get a similar conclusion in Fig. 6 (c), where after about 80 epochs, the test loss of DiscrimLoss tends to convergence, keeping stabilized. On the contrary, the other methods show a notable increase in test loss manifesting obvious overfitting.

G. Ablation study

We explore the specific influence of key hyperparameters and components of DiscrimLoss. All experiments are conducted on the test set of CIFAR-10 under 40% noisy labels.

The DiscrimLoss contains three crucial hyperparameters, i.e., switching speed a , switching threshold p , and switching moment q , for controlling the switching of different training stages, and separating easy, hard and incorrect samples. We study their effects by changing the value of one hyperparameter at a time, meanwhile keeping the others fixed. The default value of hyperparameters are obtained via optimization, with $a = 0.27$, $p = 0.54$, and $q = 60$. Fig. 7 (a) shows no matter altering a , p , or q can lead to good performance, indicating model performance is insensitive to their selection, despite introducing several hyperparameters. Moreover, diverse noise levels on a dataset usually correspond to the same set of optimal hyperparameters in Table X (e.g., CIFAR-10 under 20%, 40%, 60% label noise), which further support our claims. Fig. 7 (b) shows the model performance after removing the ES or HL component. We find that removing either can lead to considerable performance degradation, demonstrating their necessity and importance in DiscrimLoss. Component ES and HL enable a stable estimation of sample weight and better distinguish easy, hard, and incorrect samples compared with existing studies.

IV. RELATED WORK

Curriculum learning. As a generic learning paradigm, CL benefits the learning process by presenting training examples in a meaningful order and has been widely applied in NLP [41]–[43], CV [44], [45], and many other fields [46]–[48]. Early works of CL heavily rely on the quality of heuristical prior knowledge to select samples while ignoring feedback from the learner, which triggers a discrepancy between the fixed curriculum and the model. To address this shortcoming, [14] propose self-paced learning (SPL), which implements sample selection with a weight variable and no longer requires human intervention. The weight variable and model parameters are optimized alternatively. Recently, several studies have been proposed to further refine weighting strategies of SPL [15]–[17], [48]. However, they mainly depend on the auxiliary model framework or are limited by specific tasks. Like SPL, DiscrimLoss is also a method of learning a curriculum dynamically without the limitation of inconsistency. Moreover, as an all-purpose CL-based method, DiscrimLoss is suitable for many tasks without modifying model architecture.

Learning on noisy samples. To alleviate the influence of incorrect samples, most previous works focus on devising sample reweighting strategy to suppress the weight of incorrect samples [16], [18], [49]. For example, Co-teaching [26] and Co-teaching+ [27] cross-train two DNNs, which have different learning abilities, to filter the noise. DivideMix [50] models the per-sample loss distribution with a mixture model for correct and incorrect samples' division. [18] propose Curriculum-Loss, which can be deemed as a curriculum sample selection strategy. SuperLoss [20] learns a curriculum by reweighting samples according to sample difficulty. On the other hand, both hard samples and incorrect samples are pervasive but challenging for the model to tell one from the other. However, previous studies simply model incorrect samples as general hard ones, which is not strictly distinguished from the concept: hard samples. In this paper, DiscrimLoss tries to discriminate between hard samples and incorrect samples as much as possible, which benefits the model to learn hard examples but avoid memorizing from incorrect ones.

V. CONCLUSION

Aiming at the problem of ubiquitous noise, we propose DiscrimLoss for separating hard samples and incorrect samples. Our method employs two-stage training objectives with auto-switching to concurrently guarantee the model performance as well as generalization. Moreover, from the perspective of prediction confidence enhancement, we devise efficient components into DiscrimLoss and generate more stable sample weights, which makes DiscrimLoss outperforms other baselines even in noise-free scenarios. For future work, we are interested in adapting DiscrimLoss to more domains with more datasets. The code will be released upon publication.

ACKNOWLEDGEMENTS

This work was supported by the Technological Innovation “2030 Megaproject” - New Generation Artificial Intelligence

TABLE X

OPTIMAL HYPERPARAMETERS SETTINGS ON MNIST, CIFAR-10, CIFAR-100, UTKFACE, AND DIGIT SUM UNDER DIFFERENT PROPORTIONS OF LABEL NOISE, WHERE UTKFACE (1) (/UTKFACE (2)) DENOTES THE SETTING TAKING THE SMOOTH- l_1 LOSS (l_2 LOSS) AS THE INNER LOSS.

Dataset	Optimal Hyperparameters Settings				
	0%	20%	40%	60%	80%
MNIST	$e_s = 2, a = 0.35,$ $p = 1.56, q = 12,$ $\lambda = 0$	$e_s = 2, a = 0.50,$ $p = 1.05, q = 2,$ $\lambda = 8e-3$	$e_s = 2, a = 0.10,$ $p = 0.97, q = 18,$ $\lambda = 0$	$e_s = 2, a = 0.10,$ $p = 0.61, q = 16,$ $\lambda = 0$	$e_s = 2, a = 0.12,$ $p = 1.20, q = 14,$ $\lambda = 0.09$
CIFAR-10	$e_s = 4, a = 0.25,$ $p = 1.92, q = 81,$ $\lambda = 0$	$e_s = 3, a = 0.27,$ $p = 0.54, q = 60,$ $\lambda = 0$	$e_s = 3, a = 0.27,$ $p = 0.54, q = 60,$ $\lambda = 0$	$e_s = 3, a = 0.27,$ $p = 0.54, q = 60,$ $\lambda = 0$	-
CIFAR-100	$e_s = 4, a = 0.25,$ $p = 1.92, q = 81,$ $\lambda = 0$	$e_s = 4, a = 0.25,$ $p = 1.92, q = 81,$ $\lambda = 0$	$e_s = 3, a = 0.27,$ $p = 0.54, q = 60,$ $\lambda = 0$	$e_s = 2, a = 0.37,$ $p = 2.25, q = 75,$ $\lambda = 0$	-
UTKFace (1)	$e_s = 3, a = 0.42,$ $p = 1.40, q = 41,$ $\lambda = 0.09$	$e_s = 2, a = 0.46,$ $p = 1.25, q = 50,$ $\lambda = 0.01$	$e_s = 2, a = 0.46,$ $p = 1.25, q = 50,$ $\lambda = 0.01$	$e_s = 4, a = 0.25,$ $p = 1.92, q = 28,$ $\lambda = 3e-6$	$e_s = 3, a = 0.42,$ $p = 1.40, q = 41,$ $\lambda = 0.09$
UTKFace (2)	$e_s = 3, a = 0.42,$ $p = 1.40, q = 41,$ $\lambda = 0.09$	$e_s = 2, a = 0.46,$ $p = 1.25, q = 50,$ $\lambda = 0.01$	$e_s = 2, a = 0.46,$ $p = 1.25, q = 50,$ $\lambda = 0.01$	$e_s = 2, a = 0.46,$ $p = 1.25, q = 50,$ $\lambda = 0.01$	$e_s = 3, a = 0.42,$ $p = 1.40, q = 41,$ $\lambda = 0.09$
Digit Sum	$e_s = 3, a = 1.51,$ $p = 3.17, q = 67,$ $\lambda = 9e-8$	$e_s = 3, a = 0.48,$ $p = 3.03, q = 57,$ $\lambda = 0.550$	$e_s = 3, a = 1.18,$ $p = 0.23, q = 54,$ $\lambda = 0.105$	$e_s = 3, a = 1.09,$ $p = 1.37, q = 75,$ $\lambda = 0.145$	-

TABLE XI

OPTIMAL HYPERPARAMETERS SETTINGS ON CLOTHING1M AND WIKIHOW.

Dataset	Optimal Hyperparameters Settings
Clothing1M	$e_s = 3, a = 0.26, p = 0.68$ $q = 5, \lambda = 0$ (for DiscrimLoss in Table V)
	$e_s = 3, a = 0.16, p = 1.07$ $q = 3, \lambda = 0$ (for SuperLoss-DiscrimLoss in Table V)
WikiHow	$e_s = 3, a = 0.2, p = 1.2$ $q = 10, \lambda = 1e-6$

of China (Grant No. 2020AAA0106501), the National Natural Science Foundation of China (Grant No. 62176079, 61976073).

APPENDIX A

OPTIMAL HYPERPARAMETERS SETTINGS

We report the optimal settings of hyperparameters unique to our method in Table X and Table XI.

APPENDIX B

BASELINES IN THE IMAGE CLASSIFICATION TASK

Similar to baselines selection in [30], we do not compare with some SOTA methods like SELF [51] and DivideMix [50] as baselines because of the following reasons. (1) Their proposed methods are aggregations of multiple techniques while we only focus on one. Therefore the comparison is not fair. (2) We focus on essentially solving the problem of memorization of noisy labels, i.e., how to automatically separating hard and incorrect samples as much as possible, but not on boosting the classification performance.

REFERENCES

- [1] B. Y. Lin, X. Chen, J. Chen, and X. Ren, "Kagnet: Knowledge-aware graph networks for commonsense reasoning," in *Proceedings of the 2019 Conference on Empirical Methods in Natural Language Processing and the 9th International Joint Conference on Natural Language Processing (EMNLP-IJCNLP)*, 2019, pp. 2822–2832.
- [2] Y. Feng, X. Chen, B. Y. Lin, P. Wang, J. Yan, and X. Ren, "Scalable multi-hop relational reasoning for knowledge-aware question answering," *arXiv preprint arXiv:2005.00646*, 2020.
- [3] H. Mei, M. Bansal, and M. R. Walter, "What to talk about and how? selective generation using lstms with coarse-to-fine alignment," *arXiv preprint arXiv:1509.00838*, 2015.
- [4] A. Graves, A.-r. Mohamed, and G. Hinton, "Speech recognition with deep recurrent neural networks," in *2013 IEEE international conference on acoustics, speech and signal processing*. Ieee, 2013, pp. 6645–6649.
- [5] K. He, X. Zhang, S. Ren, and J. Sun, "Deep residual learning for image recognition," in *Proceedings of the IEEE conference on computer vision and pattern recognition*, 2016, pp. 770–778.
- [6] Z. Li, X. Ding, T. Liu, J. E. Hu, and B. Van Durme, "Guided generation of cause and effect," in *Proceedings of the Twenty-Ninth International Joint Conference on Artificial Intelligence, IJCAI-20*, C. Bessiere, Ed. International Joint Conferences on Artificial Intelligence Organization, 7 2020, pp. 3629–3636, main track.
- [7] H. Wang, X. Wu, and Y. Jia, "Video annotation via image groups from the web," *IEEE transactions on multimedia*, vol. 16, no. 5, pp. 1282–1291, 2014.
- [8] Y. Yao, J. Zhang, F. Shen, X. Hua, J. Xu, and Z. Tang, "Exploiting web images for dataset construction: A domain robust approach," *IEEE Transactions on Multimedia*, vol. 19, no. 8, pp. 1771–1784, 2017.
- [9] C. Chaudhary, P. Goyal, D. N. Prasad, and Y.-P. P. Chen, "Enhancing the quality of image tagging using a visio-textual knowledge base," *IEEE Transactions on Multimedia*, vol. 22, no. 4, pp. 897–911, 2019.
- [10] Y.-H. Lin and H. H. Chen, "Tag propagation and cost-sensitive learning for music auto-tagging," *IEEE Transactions on Multimedia*, vol. 23, pp. 1605–1616, 2020.
- [11] C. Zhang, S. Bengio, M. Hardt, B. Recht, and O. Vinyals, "Understanding deep learning requires rethinking generalization," *ICLR*, 2017.
- [12] J. L. Elman, "Learning and development in neural networks: The importance of starting small," *Cognition*, vol. 48, no. 1, pp. 71–99, 1993.
- [13] Y. Bengio, J. Louradour, R. Collobert, and J. Weston, "Curriculum learning," in *Proceedings of the 26th annual international conference on machine learning*, 2009, pp. 41–48.
- [14] M. P. Kumar, B. Packer, and D. Koller, "Self-paced learning for latent variable models," in *NIPS*, vol. 1, 2010, p. 2.
- [15] L. Jiang, D. Meng, Q. Zhao, S. Shan, and A. Hauptmann, "Self-paced curriculum learning," in *Proceedings of the AAAI Conference on Artificial Intelligence*, vol. 29, no. 1, 2015.
- [16] L. Jiang, Z. Zhou, T. Leung, L.-J. Li, and L. Fei-Fei, "Mentornet: Learning data-driven curriculum for very deep neural networks on corrupted labels," in *International Conference on Machine Learning*. PMLR, 2018, pp. 2304–2313.
- [17] S. Saxena, O. Tuzel, D. DeCoste *et al.*, "Data parameters: A new family of parameters for learning a differentiable curriculum," *NeurIPS*, 2019.
- [18] Y. Lyu and I. W. Tsang, "Curriculum loss: Robust learning and generalization against label corruption," *ICLR*, 2020.
- [19] M. Toneva, A. Sordoni, R. T. d. Combes, A. Trischler, Y. Bengio, and

- G. J. Gordon, "An empirical study of example forgetting during deep neural network learning," *ICLR*, 2019.
- [20] T. Castells, P. Weinzapfel, J. Revaud *et al.*, "Superloss: A generic loss for robust curriculum learning," *NeurIPS*, 2020.
- [21] G. Patrini, A. Rozza, A. Krishna Menon, R. Nock, and L. Qu, "Making deep neural networks robust to label noise: A loss correction approach," in *Proceedings of the IEEE Conference on Computer Vision and Pattern Recognition*, 2017, pp. 1944–1952.
- [22] J. Bergstra, D. Yamins, and D. Cox, "Making a science of model search: Hyperparameter optimization in hundreds of dimensions for vision architectures," in *International conference on machine learning*. PMLR, 2013, pp. 115–123.
- [23] Y. LeCun, C. Cortes, and C. Burges, "Mnist handwritten digit database," 2010.
- [24] A. Krizhevsky, G. Hinton *et al.*, "Learning multiple layers of features from tiny images," 2009.
- [25] T. Xiao, T. Xia, Y. Yang, C. Huang, and X. Wang, "Learning from massive noisy labeled data for image classification," in *Proceedings of the IEEE conference on computer vision and pattern recognition*, 2015, pp. 2691–2699.
- [26] B. Han, Q. Yao, X. Yu, G. Niu, M. Xu, W. Hu, I. Tsang, and M. Sugiyama, "Co-teaching: Robust training of deep neural networks with extremely noisy labels," *arXiv preprint arXiv:1804.06872*, 2018.
- [27] X. Yu, B. Han, J. Yao, G. Niu, I. Tsang, and M. Sugiyama, "How does disagreement help generalization against label corruption?" in *International Conference on Machine Learning*. PMLR, 2019, pp. 7164–7173.
- [28] H. Wei, L. Feng, X. Chen, and B. An, "Combating noisy labels by agreement: A joint training method with co-regularization," in *Proceedings of the IEEE/CVF Conference on Computer Vision and Pattern Recognition*, 2020, pp. 13 726–13 735.
- [29] P. Chen, G. Chen, J. Ye, P.-A. Heng *et al.*, "Noise against noise: stochastic label noise helps combat inherent label noise," in *International Conference on Learning Representations*, 2021.
- [30] X. Xia, T. Liu, B. Han, C. Gong, N. Wang, Z. Ge, and Y. Chang, "Robust early-learning: Hindering the memorization of noisy labels," in *International Conference on Learning Representations*, 2021.
- [31] Z. Zhang, Y. Song, and H. Qi, "Age progression/regression by conditional adversarial autoencoder," in *Proceedings of the IEEE conference on computer vision and pattern recognition*, 2017, pp. 5810–5818.
- [32] V. Cirik, E. Hovy, and L.-P. Morency, "Visualizing and understanding curriculum learning for long short-term memory networks," *AAAI*, 2017.
- [33] V. I. Spitzkovsky, H. Alshawi, and D. Jurafsky, "From baby steps to leapfrog: How "less is more" in unsupervised dependency parsing," in *Human Language Technologies: The 2010 Annual Conference of the North American Chapter of the Association for Computational Linguistics*, 2010, pp. 751–759.
- [34] J. Schmidhuber and S. Hochreiter, "Long short-term memory," *Neural Comput*, vol. 9, no. 8, pp. 1735–1780, 1997.
- [35] L. Zhang, Q. Lyu, and C. Callison-Burch, "Reasoning about goals, steps, and temporal ordering with wikihow," in *Proceedings of the 2020 Conference on Empirical Methods in Natural Language Processing (EMNLP)*, 2020, pp. 4630–4639.
- [36] J. Devlin, M.-W. Chang, K. Lee, and K. Toutanova, "Bert: Pre-training of deep bidirectional transformers for language understanding," in *North American Chapter of the Association for Computational Linguistics*, 2019.
- [37] Z. Yang, Z. Dai, Y. Yang, J. G. Carbonell, R. Salakhutdinov, and Q. V. Le, "Xlnet: Generalized autoregressive pretraining for language understanding," in *Neural Information Processing Systems*, 2019.
- [38] A. Radford, J. Wu, R. Child, D. Luan, D. Amodei, and I. Sutskever, "Language models are unsupervised multitask learners," *OpenAI blog*, vol. 1, no. 8, p. 9, 2019.
- [39] Y. Liu, M. Ott, N. Goyal, J. Du, M. Joshi, D. Chen, O. Levy, M. Lewis, L. Zettlemoyer, and V. Stoyanov, "Roberta: A robustly optimized bert pretraining approach," *arXiv: Computation and Language*, 2019.
- [40] I. Loshchilov and F. Hutter, "Decoupled weight decay regularization," in *7th International Conference on Learning Representations, ICLR 2019, New Orleans, LA, USA, May 6-9, 2019*. OpenReview.net, 2019. [Online]. Available: <https://openreview.net/forum?id=Bkg6RiCqY7>
- [41] Y. Huang and J. Du, "Self-attention enhanced cnns and collaborative curriculum learning for distantly supervised relation extraction," in *Proceedings of the 2019 conference on empirical methods in natural language processing and the 9th international joint conference on natural language processing (EMNLP-IJCNLP)*, 2019, pp. 389–398.
- [42] B. Xu, L. Zhang, Z. Mao, Q. Wang, H. Xie, and Y. Zhang, "Curriculum learning for natural language understanding," in *Proceedings of the 58th Annual Meeting of the Association for Computational Linguistics*, 2020, pp. 6095–6104.
- [43] M. Zhao, H. Wu, D. Niu, and X. Wang, "Reinforced curriculum learning on pre-trained neural machine translation models," in *Proceedings of the AAAI Conference on Artificial Intelligence*, vol. 34, no. 05, 2020, pp. 9652–9659.
- [44] G. Hachohen and D. Weinshall, "On the power of curriculum learning in training deep networks," in *International Conference on Machine Learning*. PMLR, 2019, pp. 2535–2544.
- [45] P. Soviany, C. Ardei, R. T. Ionescu, and M. Leordeanu, "Image difficulty curriculum for generative adversarial networks (cugan)," in *Proceedings of the IEEE/CVF Winter Conference on Applications of Computer Vision*, 2020, pp. 3463–3472.
- [46] Y. Guo, Y. Chen, Y. Zheng, P. Zhao, J. Chen, J. Huang, and M. Tan, "Breaking the curse of space explosion: Towards efficient nas with curriculum search," in *International Conference on Machine Learning*. PMLR, 2020, pp. 3822–3831.
- [47] C. Wang, Y. Wu, S. Liu, M. Zhou, and Z. Yang, "Curriculum pre-training for end-to-end speech translation," *arXiv preprint arXiv:2004.10093*, 2020.
- [48] W. Zheng, X. Zhu, G. Wen, Y. Zhu, H. Yu, and J. Gan, "Unsupervised feature selection by self-paced learning regularization," *Pattern Recognition Letters*, vol. 132, pp. 4–11, 2020.
- [49] M. Ren, W. Zeng, B. Yang, and R. Urtasun, "Learning to reweight examples for robust deep learning," in *International Conference on Machine Learning*. PMLR, 2018, pp. 4334–4343.
- [50] J. Li, R. Socher, and S. C. Hoi, "Dividemix: Learning with noisy labels as semi-supervised learning," *ICLR*, 2020.
- [51] D. T. Nguyen, C. K. Mummadi, T. P. N. Ngo, T. H. P. Nguyen, L. Beggel, and T. Brox, "Self: Learning to filter noisy labels with self-ensembling," 2020.

Tingting Wu received the master's degree from University of Science and Technology of China. She is working towards a Ph.D. degree in the School of Computer Science and Technology at Harbin Institute of Technology. Her research interests include machine learning, label-noise learning, and natural language processing (NLP) applications.

Xiao Ding received the Ph.D. degree from the School of Computer Science and Technology, Harbin Institute of Technology, where he is currently an Associate Researcher. His research interests include natural language processing, text mining, social computing, and commonsense inference.

Hao Zhang is an Associate Researcher in the Computer Science Department at Harbin Institute of Technology (HIT), China. He received the BS and Ph.D. degrees from University of Science and Technology of China in 2014. His research interests include parallel computing, federated learning, pervasive computing, and deep learning application.

Jinglong Gao received his bachelor's degree in Computer Science and Technology from Harbin Institute of Technology, Harbin, China, in 2020. He is currently pursuing a Ph.D. degree in Computer Science and Technology at Harbin Institute of Technology, Harbin, China. His research interests include natural language processing, causality identification, and event-centric reasoning.

Li Du received a master's degree in Statistics from Fudan University, China, in July 2017. Since 2018, he has been working toward a Ph.D. degree in the Department of Computer Science, Harbin Institute of Technology. His current research interests include natural language processing, commonsense reasoning, and pretrained language models.

Bing Qin received a Ph.D. degree from the Department of Computer Science, Harbin Institute of Technology, China, in 2005. She is currently a full professor in the Department of Computer Science, and the director of the Research Center for Social Computing and Information Retrieval (HIT-SCIR), Harbin Institute of Technology. Her research interests include natural language processing, information extraction, document-level discourse analysis, and sentiment analysis.

Ting Liu received a Ph.D. degree from the Department of Computer Science, Harbin Institute of Technology, China, in 1998. He is currently a full professor in the Department of Computer Science, and the director of the Research Center for Social Computing and Information Retrieval (HIT-SCIR), Harbin Institute of Technology. His research interests include information retrieval, natural language processing, and social media analysis.