
Resistance Distances in Simplicial Networks

MINGZHE ZHU¹, WANYUE XU¹, ZHONGZHI ZHANG¹, HAIBIN KAN¹
AND GUANRONG CHEN²

¹*Shanghai Key Laboratory of Intelligent Information Processing & Shanghai Engineering Research Institute of Blockchain, School of Computer Science, Fudan University, Shanghai 200433, China*

²*Department of Electrical Engineering, City University of Hong Kong, Hong Kong SAR, China*

Email: zhangzz@fudan.edu.cn

It is well known that in many real networks, such as brain networks and scientific collaboration networks, there exist higher-order nonpairwise relations among nodes, i.e., interactions between among than two nodes at a time. This simplicial structure can be described by simplicial complexes and has an important effect on topological and dynamical properties of networks involving such group interactions. In this paper, we study analytically resistance distances in iteratively growing networks with higher-order interactions characterized by the simplicial structure that is controlled by a parameter q . We derive exact formulas for interesting quantities about resistance distances, including Kirchhoff index, additive degree-Kirchhoff index, multiplicative degree-Kirchhoff index, as well as average resistance distance, which have found applications in various areas elsewhere. We show that the average resistance distance tends to a q -dependent constant, indicating the impact of simplicial organization on the structural robustness measured by average resistance distance.

Keywords: Effective resistance, Kirchhoff index, simplicial network, simplicial complex, higher-order organization, scale-free network

1. INTRODUCTION

Complex networks have become a powerful tool for studying complex systems, whose nodes represent elements and edges describe their interactions [1, 2]. In most existing work, complex systems are studied by using network models that only capture pairwise relationship among system elements. However, it was shown [3, 4] that in many realistic scenarios, the system structure involves interactions taking place among more than two entities at a time [5–7], which are often called higher-order interactions or simplicial interactions. For example, in a scientific collaboration network [8], the q authors of a paper form a q -clique, which cannot be described by pairwise interactions, but is more adequate to be represented by simplicial structure. Other examples involving simplicial interactions include correlations in neuronal spiking activities [9, 10], interactions among proteins [11], and so on.

The higher-order interactions in complex systems can be modeled via a collection of simplicial complexes [12, 13]. As generalized network structures, simplicial complexes are not only formed by nodes and links but also by triangles, tetrahedra, and other cliques. They have thus become popular to model complex

systems involving interactions among groups [7, 12–17]. The models generated by simplicial complexes can display simultaneously scale-free behavior, small-world property, and finite spectral dimensions [18]. In addition to describing higher-order interactions of complex systems, simplicial structure can also be adopted to study the impact of nonpairwise interactions on collective dynamics of such systems. Recently, it was demonstrated that even three-way interactions can give rise to a host of novel phenomena that are unexpected if only pairwise interactions are considered, for example, Berezinkii-Kosterlitz-Thouless percolation transition [19], abrupt desynchronization [20], and abrupt phase transition of epidemic spreading [21].

A simplicial complex is a collection of simplices glued between their faces, where a q -dimensional simplex is a $(q + 1)$ -clique. More recently, inspired by simplicial complexes, a deterministic network model was proposed to describe higher-order interactions, based on an edge operation [22]. Given a graph, the edge operation is defined as follows: for each edge, create a q -clique and then connect all q nodes to both ends of the edge. Iteratively using this edge operation to a $(q + 2)$ -clique generates a model for complex

networks with higher-order interactions characterized by q . Since the resulting networks consist of simplexes, they are called simplicial networks. They exhibit similar properties as simplicial complexes, include scale-free small-world characteristics and a finite q -dependent spectral dimension, highlighting the role of simplicial interactions. Moreover, its normalized Laplacian spectrum can be explicitly determined. It thus serves as an exactly solvable model for simplicial interactions, on which dynamical processes (e.g., random walks) can be studied analytically to shed light on the effect of simplicial interactions.

In this paper, we provide an in-depth study on the properties of resistance distances in simplicial networks, which have found a large variety of applications and thus attracted considerable attention [23–29]. We first formulate recursive expressions for some related matrices, based on which we derive evolution relations of two-node resistance distances, expressing the resistance distance between two nodes in the current network in terms of those of the node pairs in the previous generation. We then provide explicit expressions for Kirchhoff index, additive degree-Kirchhoff index, and multiplicative degree-Kirchhoff index for simplicial networks. We show that the average resistance distance converges to a q -dependent constant. Thus, when studying complex systems with higher-order organizations, it is necessary to take into account their simplicial interactions. This work provides rich insights for understanding real systems with simplicial interactions. $\mathcal{G}_q(t)$ can also be considered as a pure $(q+1)$ -dimensional simplicial complex, by looking upon each $(q+1)$ -simplex and all its faces as the constituent simplices. The properties and high-order interaction of a simplicial complex \mathcal{K} of N nodes can be characterized by a corresponding weighted graph \mathcal{G}' [12, 30, 31], which is obtained from the underlying graph \mathcal{G} of \mathcal{K} by assigning an approximate weight to each edge in \mathcal{G} .

2. PRELIMINARIES

In this section, we give a brief introduction to some basic concepts related to graphs, graph Laplacian, and resistance distances.

2.1. Graph and Matrix Notation

Let $\mathcal{G} = (\mathcal{V}, \mathcal{E})$ be a connected graph with node set \mathcal{V} and edge set $\mathcal{E} \subset \mathcal{V} \times \mathcal{V}$, for which the number of nodes is $N = |\mathcal{V}|$ and the number of edges is $M = |\mathcal{E}|$. Then, the mean degree of all nodes in \mathcal{G} is $2M/N$. The N nodes in graph \mathcal{G} will be labeled by $1, 2, 3, \dots, N$.

The adjacency matrix $A = (a_{ij})_{N \times N}$ of \mathcal{G} captures the adjacency relation among the N nodes, where the entry at row i and column j is defined as follows: $a_{ij} = 1$ if the two nodes i and j are connected by an edge in \mathcal{G} , and $a_{ij} = 0$ otherwise. For a node $i \in \mathcal{G}$, let $\mathcal{N}(i) = \{x | (x, i) \in \mathcal{E}\}$ denote the set of

its neighboring nodes. Then, the degree of node i is $d_i = \sum_{j \in \mathcal{N}(i)} a_{ij} = \sum_{j=1}^N a_{ij}$. Let D denote the diagonal degree matrix of \mathcal{G} , where the i th diagonal entry is the degree of node i , denoted as d_i , while all other entries are zeros. The Laplacian matrix of \mathcal{G} is defined as $L = D - A$.

For a real symmetric square matrix X , not necessary invertible, one can define its $\{1\}$ -inverse [32]. Matrix M is called a $\{1\}$ -inverse of X , if and only if $XM = X$. Let X^\dagger denote a $\{1\}$ -inverse of X . The following lemma gives a $\{1\}$ -inverse of a block matrix X [33].

LEMMA 2.1. For a block matrix $X = \begin{pmatrix} A & B \\ B^\top & C \end{pmatrix}$, where C is nonsingular, if there exists a $\{1\}$ -inverse S^\dagger with $S = A - BC^{-1}B^\top$, then

$$X^\dagger = \begin{pmatrix} S^\dagger & -S^\dagger BC^{-1} \\ -C^{-1}B^\top S^\dagger & C^{-1}B^\top S^\dagger BC^{-1} + C^{-1} \end{pmatrix}$$

is a $\{1\}$ -inverse of X .

2.2. Resistance Distances and Graph Invariants

For any graph $\mathcal{G} = (\mathcal{V}, \mathcal{E})$, if we replace each edge in \mathcal{E} by a unit resistor, we obtain an electrical network [34]. For a pair of nodes i and j ($i \neq j$) of \mathcal{G} , the effective resistance Ω_{ij} between them is defined as the potential difference between i and j when a unit current from i to j is maintained in the corresponding electrical network. In the case $i = j$, Ω_{ij} is defined to be zero. The effective resistance Ω_{ij} is called the resistance distance [35] between i and j of graph \mathcal{G} .

For a graph \mathcal{G} , the effective resistance between any node pair can be represented in terms of the elements of any $\{1\}$ -inverse of its Laplacian matrix [36].

LEMMA 2.2. For a graph \mathcal{G} , let L_{ij}^\dagger denote the (i, j) th entry of any $\{1\}$ -inverse L^\dagger of its Laplacian matrix L . Then, for any pair of nodes $i, j \in \mathcal{V}$, the effective resistance Ω_{ij} can be obtained from the elements of L^\dagger as

$$\Omega_{ij} = L_{ii}^\dagger + L_{jj}^\dagger - L_{ij}^\dagger - L_{ji}^\dagger. \quad (1)$$

The properties of resistance distance have been extensively studied, and various sum rules have been established [37].

LEMMA 2.3. (Foster's First Theorem [38]). For a graph $\mathcal{G} = (\mathcal{V}, \mathcal{E})$ with N nodes and $M = |\mathcal{E}|$ edges, the sum of resistance distances over all M pairs of adjacent nodes is $N - 1$, that is,

$$\sum_{\substack{i < j \\ (i, j) \in \mathcal{E}}} \Omega_{ij} = N - 1. \quad (2)$$

Theorem 2.3 was later generalized by Foster himself in [39], which is called Foster's second theorem. In [26], further extensions were provided for these two Foster's theorems.

LEMMA 2.4. (Sum rule [40]). For any two different nodes i and j in a graph $\mathcal{G} = (\mathcal{V}, \mathcal{E})$,

$$d_i \Omega_{ij} + \sum_{k \in \mathcal{N}(i)} (\Omega_{ik} - \Omega_{jk}) = 2. \quad (3)$$

The resistance distance is an important quantity [41], based on which various graph invariants have been defined and studied. Among these invariants, the Kirchhoff index [35] is of vital importance. For a graph \mathcal{G} , its Kirchhoff index is defined as

$$\mathcal{K}(\mathcal{G}) = \sum_{i,j=1}^N \Omega_{ij} = \sum_{\substack{i \in \mathcal{V} \\ j \in \mathcal{V}}} \Omega_{ij}.$$

Kirchhoff index has found many applications. For example, it can be used as measures of the overall connectedness of a network [42], the edge centrality of complex networks [43], as well as the robustness of the first-order consensus algorithm in noisy networks [44–46]. The first-order and second-order consensus problems have received considerable attention from the scientific community [47–49].

In recent years, several modifications of the Kirchhoff index have been proposed, including multiplicative degree-Kirchhoff index [50] and additive degree-Kirchhoff index [51]. For a graph $\mathcal{G} = (\mathcal{V}, \mathcal{E})$, its multiplicative degree-Kirchhoff index $R^*(\mathcal{G})$ and additive degree-Kirchhoff index $R^+(\mathcal{G})$ are defined as

$$R^*(\mathcal{G}) = \sum_{\substack{i \in \mathcal{V} \\ j \in \mathcal{V}}} (d_i d_j) \Omega_{ij}$$

and

$$R^+(\mathcal{G}) = \sum_{\substack{i \in \mathcal{V} \\ j \in \mathcal{V}}} (d_i + d_j) \Omega_{ij},$$

respectively.

It has been shown that the multiplicative degree-Kirchhoff index $R^*(\mathcal{G})$ of a graph \mathcal{G} is equal to $4M$ times the Kemeny constant of the graph [50]. The Kemeny constant has been applied to different areas [52, 53]. For example, it can be used as a metric of the efficiency of user navigation through the World Wide Web [54]. Also, it was used to measure the efficiency of robotic surveillance in network environments [55] and to characterize the noise robustness of a class of protocols for formation control [56].

3. NETWORK CONSTRUCTION AND PROPERTIES

The network family studied here is constructed in an iterative way, controlled by two parameters: q and t with $q \geq 1$ and $t \geq 0$. Let $\mathcal{G}_q(t)$ be the network after t iterations. Let \mathcal{K}_q ($q \geq 1$) denote the complete graph with q nodes. When $q = 1$, for simplicity, suppose that \mathcal{K}_1 is a graph with an isolate node. Then, $\mathcal{G}_q(t)$ is constructed as follows.

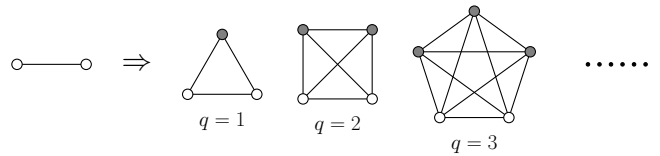


FIGURE 1. Network construction method. The next-iteration network is obtained from the current network by performing the operation on the right-hand side of the arrow for each existing edge.

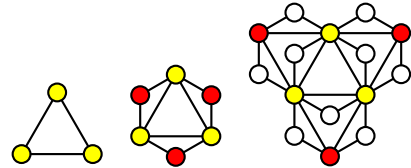


FIGURE 2. The networks of the first three iterations for $q = 1$.

DEFINITION 3.1. For $t = 0$, $\mathcal{G}_q(0)$ is the complete graph \mathcal{K}_{q+2} . For $t \geq 0$, $\mathcal{G}_q(t+1)$ is obtained from $\mathcal{G}_q(t)$ by performing the following operation (see Fig. 1): for every existing edge of $\mathcal{G}_q(t)$, introduce a copy of the complete graph \mathcal{K}_q and connect all its nodes to both end nodes of the edge.

Figures 2 and 3 illustrate the networks for two particular cases of $q = 1$ and $q = 2$, respectively.

For network $\mathcal{G}_q(t)$, let \mathcal{V}_g denote its node set, and let \mathcal{E}_g denote its edge set. Let $N_t = |\mathcal{V}_g|$ and $M_t = |\mathcal{E}_g|$ denote, respectively, the number of nodes and the number of edges in graph $\mathcal{G}_q(t)$. It is easy to verify that for all $t \geq 0$,

$$M_t = \left[\frac{(q+1)(q+2)}{2} \right]^{t+1}, \quad (4)$$

$$N_t = \frac{2}{q+3} \left[\frac{(q+1)(q+2)}{2} \right]^{t+1} + \frac{2(q+2)}{q+3}. \quad (5)$$

Then, the average degree of graph $G_q(t)$ is $2M_q(t)/N_q(t)$, which converges to $q+3$ when t is sufficiently large. Therefore, the graph family $G_q(t)$ is sparse.

Let $\mathcal{W}_{t+1} = \mathcal{V}_{t+1} \setminus \mathcal{V}_g$ represent the set of new nodes generated at iteration $g+1$, and let $W_{t+1} = |\mathcal{W}_{t+1}|$

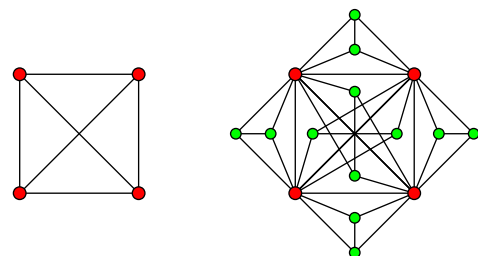


FIGURE 3. The networks of the first two iterations for $q = 2$.

stand for the number of these newly generated nodes. Then,

$$W_{t+1} = q \left[\frac{(q+1)(q+2)}{2} \right]^{t+1}. \quad (6)$$

Let $d_v^{(t)}$ be the degree of a node v in graph $G_q(t)$, which was generated at iteration t_v . Then,

$$d_v^{(t)} = (q+1)^{t-t_v+1}. \quad (7)$$

By construction, in graph $G_q(t)$ the degree of all simultaneously emerging nodes is the same. Thus, the number of nodes with degree $(q+1)^{t-t_v+1}$ is $q+2$ and $q \left[\frac{(q+1)(q+2)}{2} \right]^{t_v}$ for $t_v = 0$ and $t_v > 0$, respectively.

By construction, the resulting networks consist of cliques K_{q+2} or smaller cliques and are thus called simplicial networks, characterized by parameter q . They display some remarkable properties as observed in most real networks [1]. They are scale-free, since their node degrees obey a power-law distribution $P(d) \sim d^{-\gamma_q}$ with $\gamma_q = 2 + \frac{\ln(q+2)}{\ln(q+1)} - \frac{\ln 2}{\ln(q+1)}$ [22]. They are small-world, since their diameters grow logarithmically with the number of nodes and their mean clustering coefficients approach a large constant $\frac{q^2+3q+3}{q^2+3q+5}$ [22]. Moreover, they have a finite spectral dimension $\frac{2[\ln(q^2+3q+3)-\ln 2]}{\ln(q+1)}$. Thus, many features of simplicial networks are related to higher-order interactions encoded in parameter q . It is expected that other properties are also dependent on group interactions, including the resistance distance to be studied in the following.

4. RELATIONS AMONG VARIOUS MATRICES

Before determining resistance distances, Kirchhoff index and its invariants in simplicial networks, we first provide some relations among matrices related to simplicial networks. These relations are very useful for deriving the properties of resistance distances, as well as those relevant quantities derived from resistance distances.

Let A_t denote the adjacency matrix of graph $\mathcal{G}_q(t)$. Its element $A_t(i, j)$ at row i and column j of A_t is: $A_t(i, j) = 1$ if nodes i and j are connected by an edge in $\mathcal{G}_q(t)$, $A_t(i, j) = 0$ otherwise. Let D_t denote the diagonal degree matrix of matrix $\mathcal{G}_q(t)$, with the i th diagonal element being the degree $d_i^{(t)}$ of node i . Let L_t denote the Laplacian matrix of $\mathcal{G}_q(t)$. Then, $L_t = D_t - A_t$. Next, the recursion relations are derived for these matrices A_t , D_t , and L_t .

For graph $\mathcal{G}_q(t+1)$, let α be the set of old nodes that are already present in $\mathcal{G}_q(t)$, and β the set of new nodes generated at iteration $t+1$, namely, those nodes in \mathcal{W}_{t+1} . Then, write A_{t+1} in block form as

$$A_{t+1} = \begin{bmatrix} A_{t+1}^{\alpha,\alpha} & A_{t+1}^{\alpha,\beta} \\ A_{t+1}^{\beta,\alpha} & A_{t+1}^{\beta,\beta} \end{bmatrix}, \quad (8)$$

where $A_{t+1}^{\alpha,\alpha} = A_t$, $A_{t+1}^{\alpha,\beta} = (A_{t+1}^{\beta,\alpha})^\top$, and $A_{t+1}^{\beta,\beta}$ is a diagonal block matrix of order/dimension W_{t+1}/q , taking the form $A_{t+1}^{\beta,\beta} = \text{diag}(B_q, B_q, \dots, B_q)$ with B_q being the adjacency matrix of the complete graph K_q for $q \geq 1$.

In what follows, let I denote the identity matrix of approximate dimension. Then, the diagonal matrix D_{t+1} is given by

$$D_{t+1} = \begin{bmatrix} D_{t+1}^{\alpha,\alpha} & 0 \\ 0 & (q+1)I \end{bmatrix} = \begin{bmatrix} (q+1)D_t & 0 \\ 0 & (q+1)I \end{bmatrix}, \quad (9)$$

which is obtained based on the following facts: when the network evolves from iteration t to iteration $t+1$, the degree of each node in set α increases by a factor of $q+1$ as shown in (7), while the degree of all nodes in set β is equal to $q+1$. Therefore, the Laplacian matrix L_{t+1} satisfies

$$L_{t+1} = D_{t+1} - A_{t+1} = \begin{bmatrix} (q+1)D_t - A_t & -A_{t+1}^{\alpha,\beta} \\ -A_{t+1}^{\beta,\alpha} & (q+1)I - A_{t+1}^{\beta,\beta} \end{bmatrix}. \quad (10)$$

In addition to the above-derived recursion relations for adjacency matrix, degree diagonal matrix, and Laplacian matrix, relations for other relevant matrices can also be established.

LEMMA 4.1. For graph $\mathcal{G}_q(t+1)$, $t \geq 0$,

$$A_{t+1}^{\alpha,\beta} A_{t+1}^{\beta,\alpha} = q(D_t + A_t). \quad (11)$$

The proof of Lemma 4.1 is provided in Appendix A.

LEMMA 4.2. For graph $\mathcal{G}_q(t+1)$, $t \geq 0$,

$$A_{t+1}^{\alpha,\beta} \left((q+1)I - A_{t+1}^{\beta,\beta} \right)^{-1} = \frac{1}{2} A_{t+1}^{\alpha,\beta}. \quad (12)$$

The proof of Lemma 4.2 is provided in Appendix B.

5. RELATIONS AMONG EFFECTIVE RESISTANCES

In this section, we study the relations governing resistance distances. For graph $\mathcal{G}_q(t+1)$, we first establish the evolution rule of resistance distance between any pair of old nodes in $\mathcal{G}_q(t)$. Then, we demonstrate that the resistance distance between two arbitrary nodes in $\mathcal{G}_q(t+1)$ can be exactly determined or expressed in terms of resistance distances of those old node pairs in $\mathcal{G}_q(t)$.

Write $\Omega_{ij}^{(t)}$ to represent the resistance distance between nodes i and j in graph $\mathcal{G}_q(t)$, and write L_t^\dagger to denote a $\{1\}$ -inverse of Laplacian matrix L_t for $\mathcal{G}_q(t)$.

LEMMA 5.1. Let $i, j \in \mathcal{V}_t$ be a pair of old nodes in $\mathcal{G}_{t+1}(t \geq 0)$. Then, $\Omega_{ij}^{(t)}$ satisfies the following recursive relation:

$$\Omega_{ij}^{(t+1)} = \frac{2}{q+2} \Omega_{ij}^{(t)}. \quad (13)$$

Proof. Any $\{1\}$ -inverse L_{t+1}^\dagger of matrix L_{t+1} can be written as

$$L_{t+1}^\dagger = \begin{bmatrix} L_{\alpha,\alpha}^\dagger & L_{\alpha,\beta}^\dagger \\ L_{\beta,\alpha}^\dagger & L_{\beta,\beta}^\dagger \end{bmatrix}. \quad (14)$$

By (10) and Lemmas 2.2, 4.1 and 4.2, one obtains

$$\begin{aligned} L_{\alpha,\alpha}^\dagger &= \left((q+1)D_t - A_t - A_{t+1}^{\alpha,\beta} \left((q+1)I - A_{t+1}^{\beta,\beta} \right)^{-1} A_{t+1}^{\beta,\alpha} \right)^\dagger \\ &= \left((q+1)D_t - A_t - \frac{q}{2}(D_t + A_t) \right)^\dagger \\ &= \left(\left(\frac{q}{2} + 1 \right) (D_t - A_t) \right)^\dagger \\ &= \frac{2}{q+2} L_t^\dagger. \end{aligned} \quad (15)$$

□

By Lemma 2.2 and (15), for two nodes $i, j \in \mathcal{V}_t$, one has

$$\begin{aligned} \Omega_{ij}(t+1) &= L_{\alpha,\alpha}^\dagger(i, i) + L_{\alpha,\alpha}^\dagger(j, j) - L_{\alpha,\alpha}^\dagger(i, j) - L_{\alpha,\alpha}^\dagger(j, i) \\ &= \frac{2}{q+2} \left(L_t^\dagger(i, i) + L_t^\dagger(j, j) - L_t^\dagger(i, j) - L_t^\dagger(j, i) \right) \\ &= \frac{2}{q+2} \Omega_{ij}^{(t)}, \end{aligned} \quad (16)$$

as required.

In addition to the pairs of old nodes, the effective resistance between any other pairs of nodes in $\mathcal{G}_q(t+1)$ can be explicitly determined or be represented in terms of those for old nodes in $\mathcal{G}_q(t)$. To this end, introduce some additional quantities. For any two subsets X and Y of set \mathcal{V}_t for nodes in graph $\mathcal{G}_q(t)$, define

$$\Omega_{X,Y}^{(t)} = \sum_{i \in X, j \in Y} \Omega_{ij}^{(t)}. \quad (17)$$

For a new node $i \in \mathcal{W}_{t+1}$ in $\mathcal{G}_q(t+1)$, let $\Delta_i = \{m, n\}$ be the set of two old neighbors of i . Define

$$\Omega_{\Delta_i}^{(t+1)} = \Omega_{mn}^{(t+1)}. \quad (18)$$

LEMMA 5.2. For $t \geq 0$, $i, j \in \mathcal{W}_{t+1}$ that are adjacent to each other, one has

$$\Omega_{ij}^{(t+1)} = \frac{2}{q+2}. \quad (19)$$

Proof. by Lemma 2.4, for $i \in \mathcal{W}_{t+1}$ and its neighboring node $j \in \mathcal{W}_{t+1}$, one obtains

$$(q+1)\Omega_{ij}^{(t+1)} + \sum_{k \in \mathcal{N}(i)} \left(\Omega_{ik}^{(t+1)} - \Omega_{jk}^{(t+1)} \right) = 2. \quad (20)$$

By symmetry, for any node $k \in \mathcal{N}(i)$ except j , one has

$$\Omega_{ik}^{(t+1)} = \Omega_{jk}^{(t+1)}, \quad (21)$$

which leads to

$$\sum_{k \in \mathcal{N}(i)} \left(\Omega_{ik}^{(t+1)} - \Omega_{jk}^{(t+1)} \right) = \Omega_{ij}^{(t+1)}. \quad (22)$$

With (20) and (22), one obtains (19). □

LEMMA 5.3. For a node $i \in \mathcal{W}_{t+1}$ with $t \geq 0$, one has

$$\Omega_{i,\Delta_i}^{(t+1)} = \frac{3}{q+2} + \frac{1}{2}\Omega_{\Delta_i}^{(t+1)}. \quad (23)$$

Proof. by Lemma 2.4, for $i \in \mathcal{W}_{t+1}$ and its two old neighbors m and n belonging to \mathcal{V}_t and forming set $\Delta_i = \{m, n\}$, one has

$$(q+1)\Omega_{im}^{(t+1)} + \sum_{k \in \mathcal{N}(i)} \left(\Omega_{ik}^{(t+1)} - \Omega_{mk}^{(t+1)} \right) = 2 \quad (24)$$

and

$$(q+1)\Omega_{in}^{(t+1)} + \sum_{k \in \mathcal{N}(i)} \left(\Omega_{ik}^{(t+1)} - \Omega_{nk}^{(t+1)} \right) = 2. \quad (25)$$

By symmetry, for any node $k \in \mathcal{N}(i)$ except m and n , $\Omega_{mk}^{(t+1)} = \Omega_{mi}^{(t+1)}$ holds, which implies that

$$\sum_{k \in \mathcal{N}(i)} \Omega_{mk}^{(t+1)} = (q-1)\Omega_{im}^{(t+1)} + \Omega_{\Delta_i}^{(t+1)}. \quad (26)$$

On the other hand, using Lemma 5.2, one obtains

$$\sum_{k \in \mathcal{N}(i)} \Omega_{ik}^{(t+1)} = \frac{2(q-1)}{q+2} + \Omega_{i,\Delta_i}^{(t+1)}. \quad (27)$$

With (24), (26), and (27), one has

$$2\Omega_{im}^{(t+1)} + \Omega_{i,\Delta_i}^{(t+1)} - \Omega_{\Delta_i}^{(t+1)} = \frac{6}{q+2}. \quad (28)$$

Analogously,

$$2\Omega_{in}^{(t+1)} + \Omega_{i,\Delta_i}^{(t+1)} - \Omega_{\Delta_i}^{(t+1)} = \frac{6}{q+2}. \quad (29)$$

The above two equations show that $\Omega_{im}^{(t+1)} = \Omega_{in}^{(t+1)}$, which is easily understood according to the network construction. Summing these two equations gives

$$4\Omega_{i,\Delta_i}^{(t+1)} - 2\Omega_{\Delta_i}^{(t+1)} = \frac{12}{q+2}. \quad (30)$$

That is

$$\Omega_{i,\Delta_i}^{(t+1)} = \frac{3}{q+2} + \frac{1}{2}\Omega_{\Delta_i}^{(t+1)}, \quad (31)$$

as required. □

LEMMA 5.4. For $t \geq 0$ and two nodes i and j , with $i \in \mathcal{W}_{t+1}$ and $j \in \mathcal{V}_t$, one has

$$\Omega_{ij}^{(t+1)} = \frac{1}{2} \left(\frac{3}{q+2} - \frac{1}{2}\Omega_{\Delta_i}^{(t+1)} + \Omega_{\Delta_i,j}^{(t+1)} \right). \quad (32)$$

Proof. For the pair of nodes $i \in \mathcal{W}_{t+1}$ and $j \in \mathcal{V}_t$, by Lemma 2.4, one obtains

$$(q+1)\Omega_{ij}^{(t+1)} + \sum_{k \in \mathcal{N}(i)} \left(\Omega_{ik}^{(t+1)} - \Omega_{jk}^{(t+1)} \right) = 2. \quad (33)$$

Considering the symmetry, for any node $k \in \mathcal{N}(i)$ except m and n , one has $\Omega_{jk}^{(t+1)} = \Omega_{ji}^{(t+1)}$, which yields

$$\sum_{k \in \mathcal{N}(i)} \Omega_{jk}^{(t+1)} = (q-1)\Omega_{ji}^{(t+1)} + \Omega_{j,\Delta_i}^{(t+1)}, \quad (34)$$

Moreover, according to Lemma 5.2, one obtains

$$\sum_{k \in \mathcal{N}(i)} \Omega_{ik}^{(t+1)} = \frac{2(q-1)}{q+2} + \Omega_{i,\Delta_i}^{(t+1)}. \quad (35)$$

Combining (33), (34) and (35) yields

$$2\Omega_{ij}^{(t+1)} + \Omega_{i,\Delta_i}^{(t+1)} - \Omega_{j,\Delta_i}^{(t+1)} = \frac{6}{q+2}, \quad (36)$$

which, together with Lemma 5.3, gives

$$2\Omega_{ij}^{(t+1)} + \frac{1}{2}\Omega_{\Delta_i}^{(t+1)} - \Omega_{j,\Delta_i}^{(t+1)} = \frac{3}{q+2}, \quad (37)$$

a formula equivalent to (32). \square

LEMMA 5.5. *For $t \geq 0$, a pair of nonadjacent nodes i and j , both in \mathcal{W}_{t+1} , satisfy*

$$\Omega_{ij}^{(t+1)} = \frac{3}{q+2} - \frac{1}{4} \left(\Omega_{\Delta_i}^{(t+1)} + \Omega_{\Delta_j}^{(t+1)} \right) + \frac{1}{4} \Omega_{\Delta_i, \Delta_j}^{(t+1)}. \quad (38)$$

Proof. For two nonadjacent nodes i and j in \mathcal{W}_{t+1} , by Lemma 2.4, one has

$$(q+1)\Omega_{ij}^{(t+1)} + \sum_{k \in \mathcal{N}(i)} \left(\Omega_{ik}^{(t+1)} - \Omega_{jk}^{(t+1)} \right) = 2. \quad (39)$$

Following the same process as in the proof of Lemma 5.4, one obtains

$$\sum_{k \in \mathcal{N}(i)} \Omega_{ik}^{(t+1)} = \frac{2(q-1)}{q+2} + \Omega_{i,\Delta_i}^{(t+1)}, \quad (40)$$

$$\sum_{k \in \mathcal{N}(i)} \Omega_{jk}^{(t+1)} = (q-1)\Omega_{ji}^{(t+1)} + \Omega_{j,\Delta_i}^{(t+1)}. \quad (41)$$

Combining (39), (40) and (41) yields

$$2\Omega_{ij}^{(t+1)} + \Omega_{i,\Delta_i}^{(t+1)} - \Omega_{j,\Delta_i}^{(t+1)} = \frac{6}{q+2}, \quad (42)$$

which, together with Lemmas 5.3 and 5.4, leads to

$$\begin{aligned} \Omega_{ij}^{(t+1)} &= \frac{1}{2} \left(\frac{6}{q+2} - \Omega_{i,\Delta_i}^{(t+1)} + \Omega_{j,\Delta_i}^{(t+1)} \right) \\ &= \frac{1}{2} \left(\frac{3}{q+2} - \frac{1}{2}\Omega_{\Delta_i}^{(t+1)} + \sum_{k \in \Delta_i} \frac{1}{2} \left(\frac{3}{q+2} - \frac{1}{2}\Omega_{\Delta_j}^{(t+1)} + \Omega_{\Delta_j, k}^{(t+1)} \right) \right) \\ &= \frac{1}{2} \left(\frac{3}{q+2} - \frac{1}{2}\Omega_{\Delta_i}^{(t+1)} + \left(\frac{3}{q+2} - \frac{1}{2}\Omega_{\Delta_j}^{(t+1)} + \frac{1}{2}\Omega_{\Delta_i, \Delta_j}^{(t+1)} \right) \right) \\ &= \frac{3}{q+2} - \frac{1}{4} \left(\Omega_{\Delta_i}^{(t+1)} + \Omega_{\Delta_j}^{(t+1)} \right) + \frac{1}{4} \Omega_{\Delta_i, \Delta_j}^{(t+1)}. \end{aligned} \quad (43)$$

Thus, the result follows. \square

6. EXACT SOLUTIONS TO VARIOUS KIRCHHOFF INDICES

In this section, we determine the multiplicative degree-Kirchhoff index, additive degree-Kirchhoff index, and Kirchhoff index for graph $\mathcal{G}_q(t)$. To do so, we define three more quantities about resistance distances related to graph $\mathcal{G}_q(t)$. For two subsets X and Y of set \mathcal{V}_t for nodes in $\mathcal{G}_q(t)$, define

$$R_{X,Y}(t) = \sum_{i \in X, j \in Y} \Omega_{ij}^{(t)}, \quad (44)$$

$$R_{X,Y}^*(t) = \sum_{i \in X, j \in Y} (d_i d_j) \Omega_{ij}^{(t)}, \quad (45)$$

$$R_{X,Y}^+(t) = \sum_{i \in X, j \in Y} (d_i + d_j) \Omega_{ij}^{(t)}. \quad (46)$$

Then, $R_{\mathcal{V}_t, \mathcal{V}_t}(t)$, $R_{\mathcal{V}_t, \mathcal{V}_t}^*(t)$ and $R_{\mathcal{V}_t, \mathcal{V}_t}^+(t)$ are, respectively, the Kirchhoff index, multiplicative degree-Kirchhoff index, and additive degree-Kirchhoff index of graph $\mathcal{G}_q(t)$.

For $t = 0$, it is easy to derive $R_{\mathcal{V}_0, \mathcal{V}_0}(0) = 2(q+1)$, $R_{\mathcal{V}_0, \mathcal{V}_0}^*(0) = 2(q+1)^3$, and $R_{\mathcal{V}_0, \mathcal{V}_0}^+(0) = 4(q+1)^2$. To obtain explicit formulas for $R_{\mathcal{V}_t, \mathcal{V}_t}(t)$, $R_{\mathcal{V}_t, \mathcal{V}_t}^*(t)$, and $R_{\mathcal{V}_t, \mathcal{V}_t}^+(t)$ for all $t \geq 0$, some intermediary results are needed.

LEMMA 6.1. *For graph $\mathcal{G}_q(t+1)$ with $t \geq 0$,*

$$\sum_{i \in \mathcal{W}_{t+1}} \Omega_{\Delta_i}^{(t+1)} = \frac{2q(N_t - 1)}{q+2}. \quad (47)$$

Proof. Note that every edge in $\mathcal{G}_q(t)$ creates exactly q new nodes of $\mathcal{G}_q(t+1)$. Summing $\Omega_{\Delta_i}^{(t+1)}$ over Δ_i of all nodes $i \in \mathcal{W}_{t+1}$ is equivalent to summing $\Omega_{xy}^{(t+1)}$ for q times over all edges (x, y) belonging to \mathcal{E}_t . Then, by Lemma 2.3, one obtains

$$\begin{aligned} \sum_{i \in \mathcal{W}_{t+1}} \Omega_{\Delta_i}^{(t+1)} &= q \sum_{(x,y) \in \mathcal{E}_t} \Omega_{xy}^{(t+1)} \\ &= q \sum_{(x,y) \in \mathcal{E}_t} \frac{2}{q+2} \Omega_{xy}^{(t)} \\ &= \frac{2q(N_t - 1)}{q+2}, \end{aligned} \quad (48)$$

This completes the proof. \square

LEMMA 6.2. *For $t \geq 0$ and a set $Y \subseteq \mathcal{V}_t$, one has*

$$\sum_{i \in \mathcal{W}_{t+1}} \Omega_{\Delta_i, Y}^{(t+1)} = \sum_{x \in \mathcal{V}_t} q d_x^{(t)} \Omega_{x, Y}^{(t+1)}. \quad (49)$$

Proof. For an arbitrary node $x \in \mathcal{V}_t$, there are $d_x^{(t+1)} - d_x^{(t)} = q d_x^{(t)}$ new nodes in \mathcal{W}_{t+1} that are neighbors of x . Thus, $\Omega_{x, Y}^{(t+1)}$ is summed $q d_x^{(t)}$ times for each node $x \in \mathcal{V}_t$. \square

Now, we are in position to prove the main results.

THEOREM 6.1. For graph $\mathcal{G}_q(t)$ with $t \geq 0$, its multiplicative degree-Kirchhoff index is

$$\begin{aligned} R_{\mathcal{V}_t, \mathcal{V}_t}^*(t) &= - (q+4)(q+1)^2 \left(\frac{(q+2)(q+1)^2}{2} \right)^t \\ &+ \frac{2(q+2)(q+1)^2}{q+3} \left(\frac{(q+1)(q+2)}{2} \right)^t \\ &+ \frac{(q+2)(3q+7)(q+1)^2}{q+3} \left(\frac{(q+1)(q+2)}{2} \right)^{2t}. \end{aligned} \quad (50)$$

The proof of Theorem 6.1 is provided in Appendix C.

THEOREM 6.2. For graph $\mathcal{G}_q(t)$ with $t \geq 0$, its additive degree-Kirchhoff index is

$$\begin{aligned} R_{\mathcal{V}_t, \mathcal{V}_t}^+(t) &= \frac{4(q+2)(q+1)^2}{(q+3)^2} \left(\frac{(q+1)(q+2)}{2} \right)^t \\ &+ \frac{2(3q+7)(q+1)^2(q^3+8q^2+22q+20)}{(q+3)^2(q^2+5q+8)} \left(\frac{(q+1)(q+2)}{2} \right)^{2t} \\ &- \frac{2(q+4)(q+1)^2}{q+3} \left(\frac{(q+2)(q+1)^2}{2} \right)^t \\ &+ \frac{2(q+1)^2(q^2+9q+20)}{(q+3)(q^2+5q+8)} (q+1)^t + \frac{2(q+1)^2}{(q+3)^2}. \end{aligned} \quad (51)$$

The proof of Theorem 6.2 is provided in Appendix D.

THEOREM 6.3. For graph $\mathcal{G}_q(t)$ with $t \geq 0$, its Kirchhoff index is

$$\begin{aligned} R_{\mathcal{V}_t, \mathcal{V}_t}(t) &= \frac{2(q+2)(q^3+8q^2+15q+8)}{(q+3)^2(q^2+5q+8)} \left(\frac{(q+1)(q+2)}{2} \right)^t \\ &+ \frac{(q+2)(q+4)(3q+7)(q+1)^2}{(q+3)^2(q^2+5q+8)} \left(\frac{(q+1)(q+2)}{2} \right)^{2t} \\ &- \frac{(q+4)(q+1)^2}{(q+3)^2} \left(\frac{(q+2)(q+1)^2}{2} \right)^t \\ &+ \frac{2(q+1)^2(q^2+9q+20)}{(q+3)^2(q^2+5q+8)} (q+1)^t \\ &+ \frac{4(q+1)(q+4)^2}{(q+3)^2(q^2+5q+8)} \left(\frac{2}{q+2} \right)^t - \frac{2(q+1)}{(q+3)^2}. \end{aligned} \quad (52)$$

The proof of Theorem 6.3 is provided in Appendix E.

Using the obtained Kirchhoff index, the average resistance distance $\langle \bar{\Omega}(t) \rangle$ for graph $\mathcal{G}_q(t)$ can be easily determined, as $\langle \bar{\Omega}(t) \rangle = \frac{R_{\mathcal{V}_t, \mathcal{V}_t}(t)}{N_t(N_t-1)}$.

THEOREM 6.4. For graph $\mathcal{G}_q(t)$ with $t \geq 0$, its mean

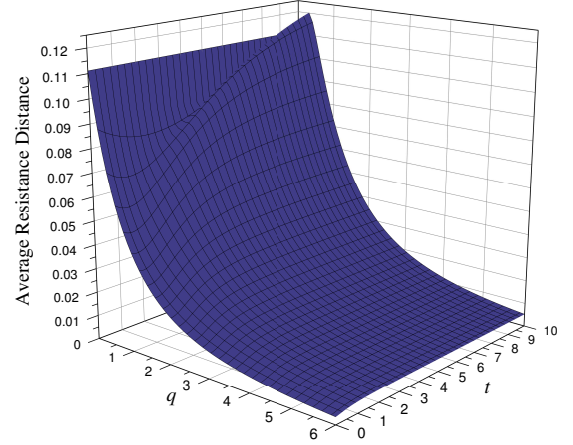


FIGURE 4. The average resistance distance $\langle \bar{\Omega}_q(t) \rangle$ of network $\mathcal{G}_q(t)$ for various q and t .

resistance distance $\langle \bar{\Omega}(t) \rangle$ is

$$\begin{aligned} \langle \bar{\Omega}(t) \rangle &= \frac{(q+3)^2}{(q+1)^2(q+2)^2 \left(\left(\frac{(q+1)(q+2)}{2} \right)^t + \frac{2}{q+1} \right) \left(\left(\frac{(q+1)(q+2)}{2} \right)^t + \frac{1}{q+2} \right)} \\ &\left(\frac{2(q+2)(q^3+8q^2+15q+8)}{(q+3)^2(q^2+5q+8)} \left(\frac{(q+1)(q+2)}{2} \right)^t \right. \\ &+ \frac{(q+2)(q+4)(3q+7)(q+1)^2}{(q+3)^2(q^2+5q+8)} \left(\frac{(q+1)(q+2)}{2} \right)^{2t} \\ &- \frac{(q+4)(q+1)^2}{(q+3)^2} \left(\frac{(q+2)(q+1)^2}{2} \right)^t \\ &+ \frac{2(q+1)^2(q^2+9q+20)}{(q+3)^2(q^2+5q+8)} (q+1)^t \\ &\left. + \frac{4(q+1)(q+4)^2}{(q+3)^2(q^2+5q+8)} \left(\frac{2}{q+2} \right)^t - \frac{2(q+1)}{(q+3)^2} \right). \end{aligned} \quad (53)$$

In the limit of large t ($t \rightarrow \infty$), (53) converges to a small q -dependent constant

$$\lim_{t \rightarrow \infty} \langle \bar{\Omega}_q(t) \rangle = \langle \bar{\Omega}_q \rangle = \frac{(q+4)(3q+7)}{(q+2)(q^2+5q+8)}, \quad (54)$$

demonstrating the impact of network geometry and topology.

In Figure 4, we plot the average resistance distance $\langle \bar{\Omega}_q(t) \rangle$ as a function of q and t according to (53). Figure 4 shows that for all $q \geq 1$ and $t \geq 0$, the average resistance distance $\langle \bar{\Omega}_q(t) \rangle$ is a little greater than zero. Particularly, for massive graphs ($t \rightarrow \infty$), the average resistance distance $\langle \bar{\Omega}_q(t) \rangle$ expressed in (53) tends a small constant $\langle \bar{\Omega}_q \rangle$ given by (54), which decreases with increasing parameter q .

7. CONCLUSION

Empirical studies have shown that in many realistic networks, such as biological and social networks, their structures involve non-pairwise interactions, that is simultaneous, higher-order interactions among a group

of more than two nodes. This structure has a significant impact on various dynamical processes taking place on networks. In order to capture higher-order interactions, some models were proposed, for many of which simplexes are elementary building blocks.

In this paper, we presented an extensive analytical study of resistance distances for a family of iteratively generating networks. This network family consists of simplexes presenting higher-order interactions among nodes, characterized by a tunable parameter q , which determines many structural properties, such as power-law degree distribution, clustering coefficient, and spectral dimension. We obtained analytical or exact expressions for two-node resistance distance, multiplicative degree-Kirchhoff index, additive degree-Kirchhoff index, Kirchhoff index, and average resistance distance. Our explicit results show that the average resistance distance converges to a q -dependent constant, implying that simplicial structure has strong influence on the structural robustness. Since diverse dynamical processes (for example, noisy consensus [45, 57]) are determined by average resistance distance, we confidently conclude that higher-order organization in network structure greatly affects the network dynamics.

Note that the network $\mathcal{G}_q(t)$ under study can be considered as a pure $(q + 1)$ -dimensional simplicial complex, by looking upon each $(q + 1)$ -simplex and all its faces as the constituent simplices. Thus, the properties and high-order interaction of $\mathcal{G}_q(t)$ can be characterized by a corresponding weighted graph $\mathcal{G}'_q(t)$ [12, 30, 31], which is obtained from $\mathcal{G}_q(t)$ by assigning an approximate weight to each edge in $\mathcal{G}_q(t)$. In future, we will study various dynamical processes running in $\mathcal{G}_q(t)$, in order to explore the effects of the high-order interactions on dynamics [58].

ACKNOWLEDGEMENTS

This work was supported by the National Natural Science Foundation of China (Nos. 61872093 and U20B2051), the National Key R & D Program of China (No. 2018YFB1305104), Shanghai Municipal Science and Technology Major Project (Nos. 2018SHZDZX01 and 2021SHZDZX03), ZJ Lab, and Shanghai Center for Brain Science and Brain-Inspired Technology. Mingzhe Zhu was also supported by Fudan's Undergraduate Research Opportunities Program (FDUROP) under Grant No. 20001.

DATA AVAILABILITY STATEMENT

No new data were generated or analysed in support of this research.

APPENDIX A. PROOF OF LEMMA ??

Proof. In order to prove $A_{t+1}^{\alpha,\beta} A_{t+1}^{\beta,\alpha} = q(D_t + A_t)$, it suffices to show that the corresponding entries of the two matrices $A_{t+1}^{\alpha,\beta} A_{t+1}^{\beta,\alpha}$ and $q(D_t + A_t)$ are equivalent

to each other. For simplicity, let $Y_t = q(D_t + A_t)$, whose entries are: $Y_t(i, j) = qd_i^{(t)}$, if $i = j$ and $Y_t(i, j) = qA_t(i, j)$ otherwise. Let $Z_t = A_{t+1}^{\alpha,\beta} A_{t+1}^{\beta,\alpha}$. Below it is verified that the elements $Z_t(i, j)$ of Z_t equal those associated with Y_t .

Notice that matrix $A_{t+1}^{\beta,\alpha}$ can be partitioned into N_t column vectors $x_i = (x_{i,N_t+1}, x_{i,N_t+2}, \dots, x_{i,N_t+1})^\top$ ($i = 1, 2, \dots, N_t$) as $A_{t+1}^{\beta,\alpha} = (x_1, x_2, \dots, x_{N_t})$, where each x_i represents the adjacency relation between the old node $i \in \alpha$ and all new nodes in β . Since $A_{t+1}^{\alpha,\beta} = (A_{t+1}^{\beta,\alpha})^\top$, one obtains $A_{t+1}^{\alpha,\beta} = (x_1, x_2, \dots, x_{N_t})^\top$. Hence,

$$\begin{aligned} A_{t+1}^{\alpha,\beta} A_{t+1}^{\beta,\alpha} &= (x_1, x_2, \dots, x_{N_t})^\top (x_1, x_2, \dots, x_{N_t}) \\ &= (x_i^\top x_j)_{N_t \times N_t}, \end{aligned} \quad (\text{A.1})$$

making use of which the entries $Z_t(i, j)$ of $A_{t+1}^{\alpha,\beta} A_{t+1}^{\beta,\alpha}$ can be determined by distinguishing two cases: $i = j$ and $i \neq j$.

For the first case of $i = j$, the diagonal entry $Z_t(i, i)$ of Z_t is $Z_t(i, i) = x_i^\top x_i$, equal to the number of neighbors for node i , which belongs to set β . Thus, $Z_t(i, i) = d_i^{(t+1)} - d_i^{(t)} = qd_i^{(t)} = Y_t(i, i)$.

For the second case of $i \neq j$, the non-diagonal entry $Z_t(i, j)$ of matrix Z_t is

$$\begin{aligned} Z_t(i, j) &= x_i^\top x_j = \sum_{k \in \beta} (x_{i,k} \cdot x_{j,k}) \\ &= \sum_{k \in \beta} (A_{t+1}(i, k) A_{t+1}(j, k)) \\ &= \sum_{\substack{A_{t+1}(i,k)=1 \\ A_{t+1}(j,k)=1}} A_t(i, j) \\ &= qA_t(i, j) = Y_t(i, j), \end{aligned} \quad (\text{A.2})$$

where it has used the construction that each edge in $\mathcal{G}_q(t)$ creates q new nodes at iteration $t + 1$. \square

APPENDIX B. PROOF OF LEMMA ??

Proof. Matrix $(q + 1)I - A_{t+1}^{\beta,\beta}$ is in fact a diagonal block matrix of order W_{t+1}/q , given by $(q + 1)I - A_{t+1}^{\beta,\beta} = \text{diag}(C_q, C_q \dots, C_q)$ where C_q is a $q \times q$ matrix, with the diagonal and non-diagonal entries being $q + 1$ and -1 , respectively.

Define Q to be the inverse of matrix $(q + 1)I - A_{t+1}^{\beta,\beta}$. Then, it can be written as a diagonal block matrix of order W_{t+1}/q as $Q = \text{diag}(F_q, F_q \dots, F_q)$, where F_q is a $q \times q$ matrix, with the diagonal and non-diagonal entries being $3/(2q + 4)$ and $1/(2q + 4)$, respectively.

Let $T = A_{t+1}^{\alpha,\beta} Q$. Then, for $i \in \mathcal{V}_t$ and $j \in \mathcal{W}_{t+1}$, its (i, j) th entry $T(i, j)$ is

$$\begin{aligned} T(i, j) &= \sum_{k \in \mathcal{W}_{t+1}} A_{t+1}^{\alpha,\beta}(i, k) Q(k, j) \\ &= \sum_{(i,k) \in \mathcal{E}_{t+1}} Q(k, j). \end{aligned} \quad (\text{B.1})$$

Note that the entry $Q(k, j)$ has only three possible values: 0, $\frac{3}{2(q+2)}$, and $\frac{1}{2(q+2)}$. For $k = j$, $Q(k, j) = \frac{3}{2(q+2)}$. For $k \neq j$, one can distinguish two cases: if $k \sim j$, $Q(k, j) = \frac{1}{2(q+2)}$; $Q(k, j) = 0$ otherwise. For $A_{t+1}^{\alpha, \beta}(i, j)$, it is 1 if $i \sim j$, and it is 0 if $i \not\sim j$.

In order to determine $T(i, j)$, it suffices to distinguish two cases: $i \sim j$ and $i \not\sim j$. For the first case of $i \sim j$,

$$\begin{aligned} T(i, j) &= \sum_{(i, k) \in \mathcal{E}_{t+1}} Q(k, j) \\ &= \frac{3}{2(q+2)} + (q-1) \frac{1}{2(q+2)} \\ &= \frac{1}{2} = \frac{1}{2} A_{t+1}^{\alpha, \beta}(i, j). \end{aligned} \quad (\text{B.2})$$

For the second case of node $i \not\sim j$, one has $j \not\sim k$ and $Q(k, j) = 0$. Thus,

$$T(i, j) = \sum_{(i, k) \in \mathcal{E}_{t+1}} Q(k, j) = 0 = \frac{1}{2} A_{t+1}^{\alpha, \beta}(i, j). \quad (\text{B.3})$$

Then,

$$T = A_{t+1}^{\alpha, \beta} \left((q+1)I - A_{t+1}^{\beta, \beta} \right)^{-1} = \frac{1}{2} A_{t+1}^{\alpha, \beta}. \quad (\text{B.4})$$

This completes the proof. \square

APPENDIX C. PROOF OF THEOREM ??

Proof. First, establish the recursion relation governing $R_{\mathcal{V}_{t+1}, \mathcal{V}_{t+1}}^*(t+1)$ and $R_{\mathcal{V}_t, \mathcal{V}_t}^*(t)$. By definition,

$$\begin{aligned} R_{\mathcal{V}_{t+1}, \mathcal{V}_{t+1}}^*(t+1) &= R_{\alpha, \alpha}^*(t+1) + R_{\alpha, \beta}^*(t+1) + \\ &R_{\beta, \alpha}^*(t+1) + R_{\beta, \beta}^*(t+1), \end{aligned} \quad (\text{C.1})$$

in which the four terms on the right-hand side are evaluated as follows.

For the first term, by Lemma 5.1,

$$\begin{aligned} R_{\alpha, \alpha}^*(t+1) &= \sum_{\substack{i \in \mathcal{V}_t \\ j \in \mathcal{V}_t}} d_i^{(t+1)} d_j^{(t+1)} \Omega_{ij}^{(t+1)} \\ &= (q+1)^2 \times \frac{2}{q+2} \sum_{\substack{i \in \mathcal{V}_t \\ j \in \mathcal{V}_t}} d_i^{(t)} d_j^{(t)} \Omega_{ij}^{(t)} \\ &= \frac{2(q+1)^2}{q+2} R_{\mathcal{V}_t, \mathcal{V}_t}^*(t). \end{aligned} \quad (\text{C.2})$$

The second and third terms are equivalent to each other. By using Lemma 5.4 and the fact that $d_i^{(t+1)} =$

$q+1$ for any node $i \in \mathcal{W}_{t+1}$, one has

$$\begin{aligned} R_{\alpha, \beta}^*(t+1) &= R_{\beta, \alpha}^*(t+1) \\ &= \sum_{\substack{i \in \mathcal{W}_{t+1} \\ j \in \mathcal{V}_t}} d_i^{(t+1)} d_j^{(t+1)} \Omega_{ij}^{(t+1)} \\ &= \sum_{\substack{i \in \mathcal{W}_{t+1} \\ j \in \mathcal{V}_t}} (q+1) \left((q+1) d_j^{(t)} \right) \frac{1}{2} \left(\frac{3}{q+2} - \frac{1}{2} \Omega_{\Delta_i}^{(t+1)} + \Omega_{\Delta_{i,j}}^{(t+1)} \right) \\ &= \frac{q+1}{2} \sum_{i \in \mathcal{W}_{t+1}} \left(\frac{3}{q+2} - \frac{1}{2} \Omega_{\Delta_i}^{(t+1)} \right) \left(\sum_{j \in \mathcal{V}_t} (q+1) d_j^{(t)} \right) \\ &\quad + \frac{(q+1)^2}{2} \sum_{\substack{i \in \mathcal{W}_{t+1} \\ j \in \mathcal{V}_t}} d_j^{(t)} \Omega_{\Delta_{i,j}}^{(t+1)}. \end{aligned} \quad (\text{C.3})$$

Considering Lemmas 6.1 and 6.2, (C.3) can be written as

$$\begin{aligned} R_{\alpha, \beta}^*(t+1) &= (q+1)^2 M_t \left(\frac{3}{q+2} W_{t+1} - \frac{q(N_t-1)}{q+2} \right) \\ &\quad + \frac{q(q+1)^2}{2} \sum_{i, j \in \mathcal{V}_t} d_i^{(t)} d_j^{(t)} \Omega_{ij}^{(t+1)} \\ &= (q+1)^2 M_t \left(\frac{3}{q+2} W_{t+1} - \frac{q(N_t-1)}{q+2} \right) \\ &\quad + \frac{q(q+1)^2}{q+2} R_{\mathcal{V}_t, \mathcal{V}_t}^*(t). \end{aligned} \quad (\text{C.4})$$

Next, continue to determine the last term. For convenience, use $i \sim j$ ($i \not\sim j$) to denote that nodes i and j are adjacent (non-adjacent). Then,

$$\begin{aligned} R_{\beta, \beta}^*(t+1) &= \sum_{\substack{i, j \in \mathcal{W}_{t+1} \\ i \neq j \\ i \sim j}} d_i^{(t+1)} d_j^{(t+1)} \Omega_{ij}^{(t+1)} \\ &\quad + \sum_{\substack{i, j \in \mathcal{W}_{t+1} \\ i \not\sim j}} d_i^{(t+1)} d_j^{(t+1)} \Omega_{ij}^{(t+1)} \end{aligned} \quad (\text{C.5})$$

Considering Lemma 5.2, the first term on the right-hand side of (C.5) can be further written as

$$\begin{aligned} &\sum_{\substack{i, j \in \mathcal{W}_{t+1} \\ i \neq j \\ i \sim j}} d_i^{(t+1)} d_j^{(t+1)} \Omega_{ij}^{(t+1)} \\ &= (q+1)^2 \sum_{\substack{i, j \in \mathcal{W}_{t+1} \\ i \neq j \\ i \sim j}} \frac{2}{q+2} \\ &= \frac{2(q+1)^2}{q+2} W_{t+1} (q-1). \end{aligned} \quad (\text{C.6})$$

By using Lemma 5.5, the second term on the right-hand

side of (C.5) can be further written as

$$\begin{aligned}
& \sum_{\substack{i,j \in \mathcal{W}_{t+1} \\ i \approx j}} d_i^{(t+1)} d_j^{(t+1)} \Omega_{ij}^{(t+1)} \\
&= (q+1)^2 \sum_{\substack{i,j \in \mathcal{W}_{t+1} \\ i \approx j}} \left(\frac{3}{q+2} - \frac{1}{4} \left(\Omega_{\Delta_i}^{(t+1)} + \Omega_{\Delta_j}^{(t+1)} \right) + \frac{1}{4} \Omega_{\Delta_i, \Delta_j}^{(t+1)} \right) \\
&= \frac{3(q+1)^2}{q+2} W_{t+1} (W_{t+1} - q) - \frac{(q+1)^2}{2} (W_{t+1} - 1) \sum_{i \in \mathcal{W}_{t+1}} \Omega_{\Delta_i}^{(t+1)} \\
&+ \frac{(q+1)^2}{4} \left(\sum_{i,j \in \mathcal{W}_{t+1}} \Omega_{\Delta_i, \Delta_j}^{(t+1)} - \sum_{i \in \mathcal{W}_{t+1}} \Omega_{\Delta_i, \Delta_i}^{(t+1)} \right). \quad (C.7)
\end{aligned}$$

From Lemma 6.2 and Lemma 5.1, one has

$$\begin{aligned}
\sum_{i,j \in \mathcal{W}_{t+1}} \Omega_{\Delta_i, \Delta_j}^{(t+1)} &= \sum_{j \in \mathcal{W}_{t+1}} \sum_{i \in \mathcal{W}_{t+1}} \Omega_{\Delta_i, \Delta_j}^{(t+1)} \\
&= \sum_{j \in \mathcal{W}_{t+1}} \sum_{x \in \mathcal{V}_t} q d_x^{(t)} \Omega_{x, \Delta_j}^{(t+1)} \\
&= \sum_{x \in \mathcal{V}_t} q d_x^{(t)} \sum_{j \in \mathcal{W}_{t+1}} \Omega_{x, \Delta_j}^{(t+1)} \\
&= q^2 \sum_{x,y \in \mathcal{V}_t} d_x^{(t)} d_y^{(t)} \Omega_{xy}^{(t+1)} \\
&= \frac{2q^2}{q+2} \sum_{x,y \in \mathcal{V}_t} d_x^{(t)} d_y^{(t)} \Omega_{xy}^{(t)} \\
&= \frac{2q^2}{q+2} R_{\mathcal{V}_t, \mathcal{V}_t}^*(t). \quad (C.8)
\end{aligned}$$

Using $\sum_{i \in \mathcal{W}_{t+1}} \Omega_{\Delta_i, \Delta_i}^{(t+1)} = 2 \sum_{i \in \mathcal{W}_{t+1}} \Omega_{\Delta_i}^{(t+1)}$, Lemma 6.1 and (C.8), (C.7) is reduced to

$$\begin{aligned}
& \sum_{\substack{i,j \in \mathcal{W}_{t+1} \\ i \approx j}} d_i^{(t+1)} d_j^{(t+1)} \Omega_{ij}^{(t+1)} \\
&= \frac{(q+1)^2}{q+2} W_{t+1} (3W_{t+1} - 3q - q(N_t - 1)) \\
&+ \frac{q^2(q+1)^2}{2(q+2)} R_{\mathcal{V}_t, \mathcal{V}_t}^*(t) \quad (C.9)
\end{aligned}$$

With (C.6) and (C.9), $R_{\beta, \beta}^*(t+1)$ can be further evaluated by

$$\begin{aligned}
& R_{\beta, \beta}^*(t+1) \\
&= \frac{(q+1)^2}{q+2} W_{t+1} (3W_{t+1} - q - 2 - q(N_t - 1)) \\
&+ \frac{q^2(q+1)^2}{2(q+2)} R_{\mathcal{V}_t, \mathcal{V}_t}^*(t). \quad (C.10)
\end{aligned}$$

Substituting (C.2), (C.4) and (C.10) into (C.1) leads

to

$$\begin{aligned}
& R_{\mathcal{V}_{t+1}, \mathcal{V}_{t+1}}^*(t+1) \\
&= \frac{(q+2)(q+1)^2}{2} R_{\mathcal{V}_t, \mathcal{V}_t}^*(t) \\
&- \frac{q(q+2)^2(q+1)^3}{q+3} \left(\frac{(q+1)(q+2)}{2} \right)^t \\
&+ \frac{q(3q+7)(q+2)^2(q+1)^4}{4(q+3)} \left(\frac{(q+1)(q+2)}{2} \right)^{2t}.
\end{aligned}$$

which, under the condition $R_{\mathcal{V}_0, \mathcal{V}_0}^*(0) = 2(q+1)^3$, can be solved to obtain the desired result. \square

APPENDIX D. PROOF OF THEOREM ??

Proof. First, establish the recursive relation between $R_{\mathcal{V}_t, \mathcal{V}_t}^+(t)$ and $R_{\mathcal{V}_{t+1}, \mathcal{V}_{t+1}}^+(t+1)$. By definition, one has

$$\begin{aligned}
& R_{\mathcal{V}_{t+1}, \mathcal{V}_{t+1}}^+(t+1) \\
&= R_{\alpha, \alpha}^+(t+1) + R_{\alpha, \beta}^+(t+1) + R_{\beta, \alpha}^+(t+1) + R_{\beta, \beta}^+(t+1) \\
&= R_{\alpha, \alpha}^+(t+1) + 2R_{\alpha, \beta}^+(t+1) + R_{\beta, \beta}^+(t+1). \quad (D.1)
\end{aligned}$$

For the three terms on the right-hand side of (D.1), it is straightforward to verify that

$$\begin{aligned}
R_{\alpha, \alpha}^+(t+1) &= \frac{2(q+1)}{q+2} R_{\alpha, \alpha}^+(t), \\
2R_{\alpha, \beta}^+(t+1) &= 2 \sum_{\substack{i \in \mathcal{V}_t, \\ j \in \mathcal{W}_{t+1}}} \left((q+1) + d_i^{(t+1)} \right) \Omega_{ij}^{(t+1)} \\
&= 2(q+1) R_{\alpha, \beta}(t+1) + \frac{2}{q+1} R_{\alpha, \beta}^*(t+1), \\
R_{\beta, \beta}^+(t+1) &= \frac{2}{q+1} R_{\beta, \beta}^*(t+1).
\end{aligned}$$

Then, the quantity $R_{\mathcal{V}_{t+1}, \mathcal{V}_{t+1}}^+(t+1)$ can be computed by

$$\begin{aligned}
& R_{\mathcal{V}_{t+1}, \mathcal{V}_{t+1}}^+(t+1) = \\
& \frac{2(q+1)}{q+2} R_{\alpha, \alpha}^+(t) + 2(q+1) R_{\alpha, \beta}(t+1) \\
& + \frac{2}{q+1} R_{\alpha, \beta}^*(t+1) + \frac{2}{q+1} R_{\beta, \beta}^*(t+1). \quad (D.2)
\end{aligned}$$

The quantities on the right-hand side of (D.2) have been previously determined, with the exception of $R_{\alpha, \beta}(t+1)$. Hence, in order to evaluate $R_{\mathcal{V}_{t+1}, \mathcal{V}_{t+1}}^+(t+1)$, one only needs to evaluate $R_{\alpha, \beta}(t+1)$. Note that

$$\begin{aligned}
\sum_{i,j \in \mathcal{V}_t} d_i^{(t)} \Omega_{ij}^{(t)} &= \frac{1}{2} \sum_{i,j \in \mathcal{V}_t} (d_i^{(t)} + d_j^{(t)}) \Omega_{ij}^{(t)} \\
&= \frac{1}{2} R_{\mathcal{V}_t, \mathcal{V}_t}^+(t). \quad (D.3)
\end{aligned}$$

Making use of Lemmas 5.4, 6.1 and 6.2 and (D.3), one obtains

$$\begin{aligned}
R_{\alpha,\beta}(t+1) &= R_{\beta,\alpha}(t+1) = \sum_{\substack{i \in \mathcal{W}_{t+1} \\ j \in \mathcal{V}_t}} \Omega_{ij}^{(t+1)} \\
&= \sum_{\substack{i \in \mathcal{W}_{t+1} \\ j \in \mathcal{V}_t}} \frac{1}{2} \left(\frac{3}{q+2} - \frac{1}{2} \Omega_{\Delta_i}^{(t+1)} + \Omega_{\Delta_{i,j}}^{(t+1)} \right) \\
&= \sum_{\substack{i \in \mathcal{W}_{t+1} \\ j \in \mathcal{V}_t}} \frac{1}{2} \left(\frac{3}{q+2} - \frac{1}{2} \Omega_{\Delta_i}^{(t+1)} \right) + \frac{q}{q+2} \sum_{i,j \in \mathcal{V}_t} d_i^{(t)} \Omega_{ij}^{(t)} \\
&= \frac{1}{2} N_t \left(\frac{3}{q+2} W_{t+1} - \frac{q(N_t-1)}{q+2} \right) + \frac{q}{2(q+2)} R_{\mathcal{V}_t, \mathcal{V}_t}^+(t). \tag{D.4}
\end{aligned}$$

Inserting the above-obtained results into (D.1) gives

$$\begin{aligned}
&R_{\mathcal{V}_{t+1}, \mathcal{V}_{t+1}}^+(t+1) \\
&= (q+1) R_{\mathcal{V}_t, \mathcal{V}_t}^+(t) + q(q+1) R_{\mathcal{V}_t, \mathcal{V}_t}^*(t) \\
&\quad + (q+1)(N_t + 2M_t) \left(\frac{3}{q+2} W_{t+1} - \frac{q(N_t-1)}{q+2} \right) \tag{D.5} \\
&\quad + \frac{2(q+1)}{q+2} W_{t+1} (3W_{t+1} - q - 2 - q(N_t-1)).
\end{aligned}$$

Considering $R_{\mathcal{V}_0, \mathcal{V}_0}^+(0) = 4(q+1)^2$ and Theorem 6.1, (D.5) can be solved to obtain (51). \square

APPENDIX E. PROOF OF THEOREM ??

Proof. By definition, one has

$$\begin{aligned}
&R_{\mathcal{V}_{t+1}, \mathcal{V}_{t+1}}(t+1) \\
&= R_{\alpha,\alpha}(t+1) + 2R_{\alpha,\beta}(t+1) + R_{\beta,\beta}(t+1) \tag{E.1} \\
&= \frac{2}{q+2} R_{\mathcal{V}_t, \mathcal{V}_t}(t) + 2R_{\alpha,\beta}(t+1) + \frac{1}{(q+1)^2} R_{\beta,\beta}^*(t+1).
\end{aligned}$$

Inserting (C.10) and (D.4) into (E.1), one obtains the recursive relation for $R_{\mathcal{V}_t, \mathcal{V}_t}(t)$ as

$$\begin{aligned}
&R_{\mathcal{V}_{t+1}, \mathcal{V}_{t+1}}(t+1) \\
&= \frac{2}{q+2} R_{\mathcal{V}_t, \mathcal{V}_t}(t) + \frac{q}{q+2} R_{\mathcal{V}_t, \mathcal{V}_t}^+(t) + \frac{q^2}{2(q+2)} R_{\mathcal{V}_t, \mathcal{V}_t}^*(t) \\
&\quad + N_t \left(\frac{3}{q+2} W_{t+1} - \frac{q(N_t-1)}{q+2} \right) \\
&\quad + \frac{1}{q+2} W_{t+1} (3W_{t+1} - q - 2 - q(N_t-1)). \tag{E.2}
\end{aligned}$$

Using Theorems 6.1 and 6.2 and $R_{\mathcal{V}_0, \mathcal{V}_0}(0) = 2(q+1)$, (E.2) can be solved recursively to obtain (52). \square

REFERENCES

- [1] Newman, M. E. (2003) The structure and function of complex networks. *SIAM Rev.*, **45**, 167–256.
- [2] Barabási, A.-L. et al. (2016) *Network Science*. Cambridge university press.
- [3] Benson, A. R., Abebe, R., Schaub, M. T., Jadbabaie, A., and Kleinberg, J. (2018) Simplicial closure and higher-order link prediction. *Proc. Natl. Acad. Sci.*, **115**, E11221–E11230.
- [4] Salnikov, V., Cassese, D., and Lambiotte, R. (2018) Simplicial complexes and complex systems. *Eur. J. Phys.*, **40**, 014001.
- [5] Benson, A. R., Gleich, D. F., and Leskovec, J. (2016) Higher-order organization of complex networks. *Science*, **353**, 163–166.
- [6] Grilli, J., Barabás, G., Michalska-Smith, M. J., and Allesina, S. (2017) Higher-order interactions stabilize dynamics in competitive network models. *Nature*, **548**, 210.
- [7] Lacopini, I., Petri, G., Barrat, A., and Latora, V. (2019) Simplicial models of social contagion. *Nat. Commun.*, **10**, 2485.
- [8] Patania, A., Petri, G., and Vaccarino, F. (2017) The shape of collaborations. *EPJ Data Sci.*, **6**, 18.
- [9] Giusti, C., Pastalkova, E., Curto, C., and Itskov, V. (2015) Clique topology reveals intrinsic geometric structure in neural correlations. *Proc. Natl. Acad. Sci.*, **112**, 13455–13460.
- [10] Reimann, M. W., Nolte, M., Scolamiero, M., Turner, K., Perin, R., Chindemi, G., Dłotko, P., Levi, R., Hess, K., and Markram, H. (2017) Cliques of neurons bound into cavities provide a missing link between structure and function. *Front. Comput. Neurosci.*, **11**, 48.
- [11] Wuchty, S., Oltvai, Z. N., and Barabási, A.-L. (2003) Evolutionary conservation of motif constituents in the yeast protein interaction network. *Nature Genetics*, **35**, 176.
- [12] Courtney, O. T. and Bianconi, G. (2017) Weighted growing simplicial complexes. *Phys. Rev. E*, **95**, 062301.
- [13] Petri, G. and Barrat, A. (2018) Simplicial activity driven model. *Phys. Rev. Lett.*, **121**, 228301.
- [14] Giusti, C., Ghrist, R., and Bassett, D. S. (2016) Two’s company, three (or more) is a simplex. *J. Comput. Neurosci.*, **41**, 1–14.
- [15] Courtney, O. T. and Bianconi, G. (2018) Dense power-law networks and simplicial complexes. *Phys. Rev. E*, **97**, 052303.
- [16] da Silva, D. C., Bianconi, G., da Costa, R. A., Dorogovtsev, S. N., and Mendes, J. F. (2018) Complex network view of evolving manifolds. *Phys. Rev. E*, **97**, 032316.
- [17] Qi, Y., Yi, Y., and Zhang, Z. (2019) Topological and spectral properties of small-world hierarchical graphs. *Comput. J.*, **62**, 769–784.
- [18] Bianconi, G. and Rahmede, C. (2017) Emergent hyperbolic network geometry. *Sci. Rep.*, **7**, 41974.
- [19] Bianconi, G. and Ziff, R. M. (2018) Topological percolation on hyperbolic simplicial complexes. *Phys. Rev. E*, **98**, 052308.
- [20] Skardal, P. S. and Arenas, A. (2019) Abrupt desynchronization and extensive multistability in globally coupled oscillator simplices. *Phys. Rev. Lett.*, **122**, 248301.
- [21] Matamalas, J. T., Gómez, S., and Arenas, A. (2020) Abrupt phase transition of epidemic spreading in simplicial complexes. *Phys. Rev. Research*, **2**, 012049.
- [22] Wang, Y., Yi, Y., Xu, W., and Zhang, Z. (2021) Modeling higher-order interactions in complex networks by edge product of graphs. *Comput. J. (in press)*, **, ***-***.

- [23] Spielman, D. A. and Srivastava, N. (2011) Graph sparsification by effective resistances. *SIAM J. Comput.*, **40**, 1913–1926.
- [24] Dorfler, F. and Bullo, F. (2013) Kron reduction of graphs with applications to electrical networks. *IEEE Trans. Circuits Syst. I: Regular Papers*, **60**, 150–163.
- [25] Young, G. F., Scardovi, L., and Leonard, N. E. (2015) A new notion of effective resistance for directed graphs—Part I: Definition and properties. *IEEE Trans. Autom. Control*, **61**, 1727–1736.
- [26] Thulasiraman, K., Yadav, M., and Naik, K. (2019) Network science meets circuit theory: Resistance distance, Kirchhoff index, and Foster’s theorems with generalizations and unification. *IEEE Trans. Circuits Syst. I: Regular Papers*, **66**, 1090–1103.
- [27] Dörfler, F., Simpson-Porco, J. W., and Bullo, F. (2018) Electrical networks and algebraic graph theory: Models, properties, and applications. *Proc. IEEE*, **106**, 977–1005.
- [28] Sheng, Y. and Zhang, Z. (2019) Low mean hitting time for random walks on heterogeneous networks. *IEEE Trans. Inf. Theory*, **65**, 6898–6910.
- [29] Song, Y., Hill, D. J., and Liu, T. (2019) On extension of effective resistance with application to graph laplacian definiteness and power network stability. *IEEE Trans. Circuits Syst. I: Regular Papers*, **66**, 4415–4428.
- [30] Courtney, O. T. and Bianconi, G. (2016) Generalized network structures: The configuration model and the canonical ensemble of simplicial complexes. *Phys. Rev. E*, **93**, 062311.
- [31] Carletti, T., Battiston, F., Cencetti, G., and Fanelli, D. (2020) Random walks on hypergraphs. *Phys. Rev. E*, **101**, 022308.
- [32] Tian, Y. (1994) Reverse order laws for the generalized inverses of multiple matrix products. *Linear Algebra Appl.*, **211**, 85–100.
- [33] Liu, Q. (2019) The resistance distance and Kirchhoff index on quadrilateral graph and pentagonal graph. *IEEE Access*, **7**, 36617–36622.
- [34] Doyle, P. G. and Snell, J. L. (1984) *Random Walks and Electric Networks*. Mathematical Association of America.
- [35] Klein, D. J. and Randić, M. (1993) Resistance distance. *J. Math. Chem.*, **12**, 81–95.
- [36] Bapat, R. (1999) Resistance distance in graphs. *Math. Student*, **68**, 87–98.
- [37] Klein, D. J. (2002) Resistance-distance sum rules. *Croat. Chem. Acta*, **75**, 633–649.
- [38] Foster, R. M. (1949) The average impedance of an electrical network. *Contributions to Applied Mechanics (Reissner Anniversary Volume)*, **?**, 333–340.
- [39] Foster, R. (1961) An extension of a network theorem. *IRE Trans. Circuit Theory*, **8**, 75–76.
- [40] Chen, H. (2010) Random walks and the effective resistance sum rules. *Discrete Appl. Math.*, **158**, 1691–1700.
- [41] Ghosh, A., Boyd, S., and Saberi, A. (2008) Minimizing effective resistance of a graph. *SIAM Rev.*, **50**, 37–66.
- [42] Tizghadam, A. and Leon-Garcia, A. (2010) Autonomic traffic engineering for network robustness. *IEEE J. Sel. Areas Commun.*, **28**.
- [43] Li, H. and Zhang, Z. (2018) Kirchhoff index as a measure of edge centrality in weighted networks: Nearly linear time algorithms. *Proceedings of the 29th Annual ACM-SIAM Symposium on Discrete Algorithms*, San Francisco, California USA, 23–25 January, pp. 2377–2396. SIAM.
- [44] Patterson, S. and Bamieh, B. (2014) Consensus and coherence in fractal networks. *IEEE Trans. Control Netw. Syst.*, **1**, 338–348.
- [45] Qi, Y., Zhang, Z., Yi, Y., and Li, H. (2019) Consensus in self-similar hierarchical graphs and Sierpiński graphs: Convergence speed, delay robustness, and coherence. *IEEE Trans. Cybern.*, **49**, 592–603.
- [46] Yi, Y., Zhang, Z., and Patterson, S. (2020) Scale-free loopy structure is resistant to noise in consensus dynamics in complex networks. *IEEE Trans. Cybern.*, **50**, 190–200.
- [47] Shi, X., Cao, J., and Huang, W. (2018) Distributed parametric consensus optimization with an application to model predictive consensus problem. *IEEE Trans. Cybern.*, **48**, 2024–2035.
- [48] Zhang, Z., Xu, W., Yi, Y., and Zhang, Z. (2022) Fast approximation of coherence for second-order noisy consensus networks. *IEEE Trans. Cybern.*, **52**, 677–686.
- [49] Yi, Y., Yang, B., Zhang, Z., Zhang, Z., and Patterson, S. (2022) Biharmonic distance-based performance metric for second-order noisy consensus networks. *IEEE Trans. Inf. Theory*, **68**, 1220–1236.
- [50] Chen, H. and Zhang, F. (2007) Resistance distance and the normalized Laplacian spectrum. *Discrete Appl. Math.*, **155**, 654–661.
- [51] Gutman, I., Feng, L., and Yu, G. (2012) Degree resistance distance of unicyclic graphs. *Trans. Combin.*, **1**, 27–40.
- [52] Hunter, J. J. (2014) The role of Kemeny’s constant in properties of Markov chains. *Commun. Stat. — Theor. Methods*, **43**, 1309–1321.
- [53] Xu, W., Sheng, Y., Zhang, Z., Kan, H., and Zhang, Z. (2020) Power-law graphs have minimal scaling of Kemeny constant for random walks. *Proceedings of The Web Conference*, pp. 46–56.
- [54] Levene, M. and Loizou, G. (2002) Kemeny’s constant and the random surfer. *Am. Math. Mon.*, **109**, 741–745.
- [55] Patel, R., Agharkar, P., and Bullo, F. (2015) Robotic surveillance and Markov chains with minimal weighted Kemeny constant. *IEEE Trans. Autom. Control*, **60**, 3156–3167.
- [56] Jadbabaie, A. and Olshevsky, A. (2019) Scaling laws for consensus protocols subject to noise. *IEEE Trans. Autom. Control*, **64**, 1389–1402.
- [57] Yi, Y., Zhang, Z., Shan, L., and Chen, G. (2017) Robustness of first- and second-order consensus algorithms for a noisy scale-free small-world Koch network. *IEEE Trans. Control Syst. Technol.*, **25**, 342–350.
- [58] Battiston, F., Cencetti, G., Lacopini, I., Latora, V., Lucas, M., Patania, A., Young, J.-G., and Petri, G. (2020) Networks beyond pairwise interactions: Structure and dynamics. *Phys. Rep.*, **874**, 1–92.