

Fusion-Based Multi-User Semantic Communications for Wireless Image Transmission over Degraded Broadcast Channels

Tong Wu, Zhiyong Chen, Meixia Tao, Bin Xia, Wenjun Zhang

Cooperative Medianet Innovation Center, Shanghai Jiao Tong University, Shanghai, China

Email: {wu_tong, zhiyongchen, mxtao, bxia, zhangwenjun}@sjtu.edu.cn

Abstract—Degraded broadcast channels (DBC) are a typical multi-user communications scenario. There exist classic transmission methods, such as superposition coding with successive interference cancellation, to achieve the DBC capacity region. However, semantic communications method over DBC remains lack of in-depth research. To address this, we design a fusion-based multi-user semantic communications system for wireless image transmission over DBC in this paper. The proposed architecture supports a transmitter extracting semantic features for two users separately, and learns to dynamically fuse these semantic features into a joint latent representation for broadcasting. The key here is to design a flexible image semantic fusion (FISF) module to fuse the semantic features of two users, and to use a multi-layer perceptron (MLP) based neural network to adjust the weights of different user semantic features for flexible adaptability to different users channels. Experiments present the semantic performance region based on the peak signal-to-noise ratio (PSNR) of both users, and show that the proposed system dominates the traditional methods.

I. INTRODUCTION

In recent years, semantic communications have received significant attention from both industry and academia. With the help of artificial intelligence (AI), semantic communications can extract the semantic information from the original data, and further transmit it, thereby significantly improving communication efficiency [1]. Therefore, semantic communications have been considered a promising solution for the sixth-generation (6G) wireless networks [2].

Several studies have been conducted on semantic communications for different types of original information, such as text [3], [4], image [5], [6], and video [7]–[9]. For text transmission, a deep learning-based semantic communication system is proposed in [3], named DeepSC, which has an advantage in the low signal-to-noise ratio (SNR) regime. For image transmission, a deep learning-based semantic image coding method is designed in [5] to encode images beyond pixel level. For video transmission, the end-to-end joint source-channel coding (JSCC) video transmission scheme is first proposed in [7]. Then, [8] designs a novel deep joint source-channel coding approach to achieve wireless video transmission, which can outperform traditional wireless video coded transmission schemes.

It is worth noting that previous works mainly focus on point-to-point semantic communications, while research on

multiuser semantic communications is relatively limited. In [10], a heterogeneous semantic and bit communication framework is designed for multiple access channels that utilizes a method called semi-nonorthogonal multiple access (NOMA) and achieves better performance than the classic NOMA system. Meanwhile, a novel joint image compression and transmission scheme for the multi-user uplink scenario is presented in [11], which utilizes NOMA and incorporates deep neural networks (DNNs) into the transmitters. For broadcasting channels, a one-to-many scheme is proposed in [12] for text transmission, where the transmitter concatenates these texts together and extracts their semantic features for transmission. For relay channels, a semantic-and-forward scheme is first designed in [13] to address the heterogeneous background knowledge problem. Then, a novel deep joint source-channel coding scheme for image transmission over a half-duplex cooperative relay channel is presented in [14].

Actually, multi-user semantic communications are not simply point-to-point semantic communications but require corresponding design for multi-user channels. Motivated by this, we consider a degraded broadcast channel (DBC) in this paper, which is a typical multiuser communication scenario. There is a transmitter and multiple users located in different geographical locations. The capacity region of DBC is well-known, and there are many traditional transmission methods, such as superposition coding with successive interference cancellation, time division (TD) and frequency division (FD), to achieve the DBC capacity region. However, in semantic communications, can the semantic information of two users be deeply integrated through AI networks rather than simply transmitted together using superposition coding?

To address this issue, we propose a fusion-based multi-user semantic communications system for wireless image transmission over two-user DBC. In the proposed architecture, a transmitter can extract and fuse the semantic features as a joint latent representation of both users. The worse user can only decode its own image from the joint representation, while the better user reconstructs the other image first and then obtains its own image based on the reconstructed image. To deal with the fuse of semantic features for two users, we design a flexible image semantic fusion (FISF) scheme to dynamically control the weight of two users' semantic

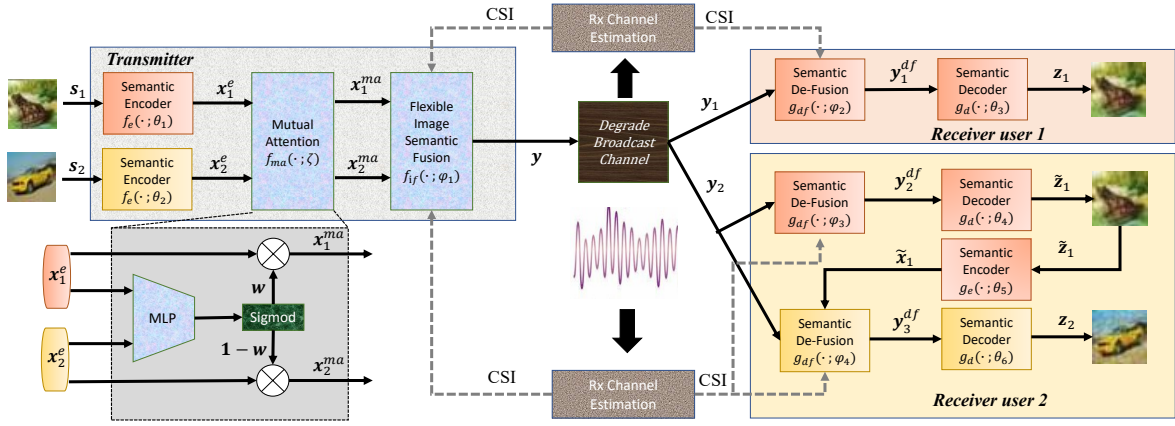


Figure 1: The structure of the proposed degraded broadcast semantic communication system

features in the joint latent representation by using a neural network based on multi-layer perceptron (MLP). Meanwhile, to adapt the respective semantic features to the respective channels with different SNRs, the proposed FISC scheme uses the attention mechanism with channel state information (CSI) to adapt the different channel condition [15], [16]. Numerical results based on real-world datasets show that the proposed system can significantly improve the peak signal-to-noise ratio (PSNR) of the images for both users.

II. SYSTEM MODEL AND STRATEGY DESIGN

In this section, we propose a semantic communication strategy for wireless image transmission over the degraded broadcast channel. The system consists of a transmitter and two users, where two image messages s_1 and s_2 are expected to be delivered to the two users through semantic communication.

A. System Overview

As shown in Fig. 1, two semantic encoders (SE) $f_e(\cdot; \theta_1)$ and $f_e(\cdot; \theta_2)$ can extract the image features \mathbf{x}_1^e and $\mathbf{x}_2^e \in \mathbb{R}^l$ from the two source images s_1 and $s_2 \in \mathbb{R}^{h \times n \times 3}$ respectively, where l is the output dimension of the semantic encoders, h and n denote the height and width of the image, and 3 is the color channels R , G and B . f_e is the module structure and θ_i , $i = 1, 2$, is learning parameter. \mathbf{x}_1^e and \mathbf{x}_2^e are then fed into a mutual attention (MA) module $f_{ma}(\cdot; \zeta)$, which first computes a element-wise weight $\mathbf{w} \in \mathbb{R}^l$. The relationship between \mathbf{x}_1^e and \mathbf{x}_2^e is associated with \mathbf{w} . Then, the input features can be fused with \mathbf{w} in the element-wise product as

$$\mathbf{x}_1^{ma} = \mathbf{x}_1^e \odot \mathbf{w}, \quad (1)$$

$$\mathbf{x}_2^{ma} = \mathbf{x}_2^e \odot (\mathbf{1} - \mathbf{w}), \quad (2)$$

where \mathbf{x}_1^{ma} and \mathbf{x}_2^{ma} are the outputs of the $f_{ma}(\cdot; \zeta)$. We then design FISC module $f_{if}(\cdot; \varphi_1)$ to fuse $\mathbf{x}_1^{ma}, \mathbf{x}_2^{ma} \in \mathbb{R}^l$ into a joint latent representation $\mathbf{y} \in \mathbb{R}^k$ by using a fusion ratio α for controlling the reconstruction quality of two users, where k is the number of channel uses. The transmitter also inform

FISC with the channel state information and thus the output \mathbf{y} can fit the degrade broadcast channel.

We consider two distant users, one with Gaussian noise power σ_1^2 and the other with Gaussian noise power σ_2^2 . Without loss of generality, we assume that $\sigma_1^2 > \sigma_2^2$. The received signals of the two users are $\mathbf{y}_1 = \mathbf{y} + \mathbf{n}_1$ and $\mathbf{y}_2 = \mathbf{y} + \mathbf{n}_2$ respectively, where \mathbf{n}_1 and \mathbf{n}_2 are Gaussian noise with noise power σ_1^2 and σ_2^2 , respectively. We call the user with noise power σ_1^2 as the worse user and the other as the better user. Similar to the traditional DBC, the worse user can only decode its own message. Therefore, at the worse user, \mathbf{y}_1 is fed into the de-fusion (DF) module $g_{df}(\cdot; \varphi_2)$ with α and CSI, yielding the output $\mathbf{y}_1^{df} \in \mathbb{R}^k$. The user then performs a semantic decoder (SD) $g_d(\cdot; \theta_2)$ to reconstruct the image s_1 as $\mathbf{z}_1 \in \mathbb{R}^{h \times n \times 3}$.

The better user first reconstructs the image s_1 and then reconstructs its own image s_2 based on s_1 . Specifically, upon receiving \mathbf{y}_2 , the user can reconstruct the image s_1 as $\tilde{\mathbf{z}}_1$ by performing the DF module $g_{df}(\cdot; \varphi_3)$, the SD module $g_d(\cdot; \theta_4)$ and the SE module $g_e(\cdot; \theta_5)$. Therefore, the user can obtain the features of $\tilde{\mathbf{z}}_1$ as $\tilde{\mathbf{x}}_1 \in \mathbb{R}^l$. Meanwhile, with $g_{df}(\cdot; \varphi_4)$ and $\tilde{\mathbf{x}}_1$, the user can reconstruct the image s_2 as $\mathbf{z}_2 \in \mathbb{R}^{h \times n \times 3}$ by performing the SD module $g_d(\cdot; \theta_6)$.

We note here that neural networks are utilized for the SE module, the MA module and the SD in this paper. In the following, we detail the design of the FISC module.

B. Flexible Image Semantic Fusion Module

For DBC, the channel input \mathbf{y} is a joint latent representation of s_1 and s_2 . The component of \mathbf{y} from s_1 is required to fit the worse channel because the worse user only needs to reconstruct s_1 from the received signal \mathbf{y}_1 . Meanwhile, all the components of \mathbf{y} is required to fit the better channel because the better user requires to reconstruct s_1 and s_2 from \mathbf{y}_2 . Therefore, how to flexibly fuse s_1 and s_2 to \mathbf{y} for adapting to both channel states is crucial to the system design.

In this paper, we develop a flexible image semantic fusion strategy to fuse s_1 and s_2 to flexibly adapt the different channel conditions and dynamic control the weight of s_1 and

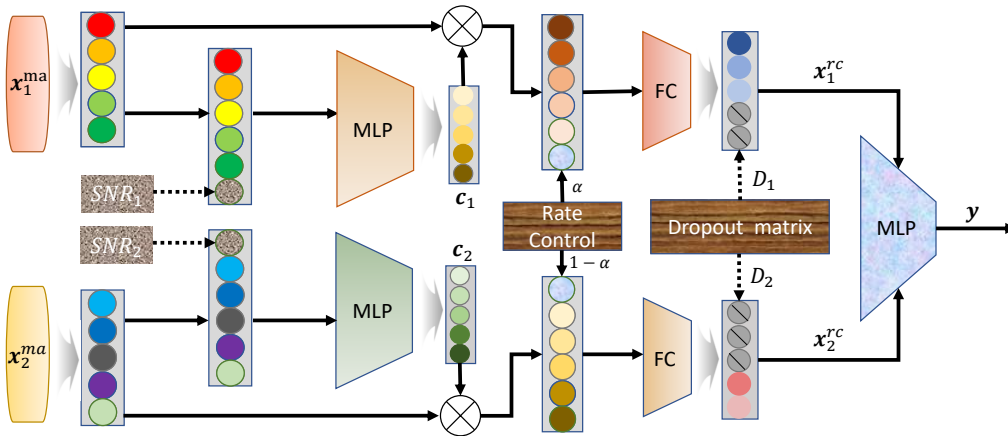


Figure 2: The structure of flexible image semantic fusion

s_2 in y . The architecture of the proposed FISF module is shown in Fig. 2. First, the output \mathbf{x}_1^{ma} of MA is combined with the SNR of the worse channel and fed into an MLP to generate a vector $\mathbf{c}_1 \in \mathbb{R}^l$. Likewise, we can obtain a vector $\mathbf{c}_2 \in \mathbb{R}^l$ from the output \mathbf{x}_2^{ma} of MA for the better channel. As a result, \mathbf{c}_1 and \mathbf{c}_2 are the attention masks that contain the image feature and the channel station information. We can adjust the image feature by scaling the attention mask to transmit the image feature in a more robust form in the channel as following

$$\mathbf{x}_1^{ca} = \mathbf{x}_1^{ma} \odot \mathbf{c}_1, \quad \mathbf{x}_2^{ca} = \mathbf{x}_2^{ma} \odot \mathbf{c}_2. \quad (3)$$

Next, to dynamic control the weight of s_1 and s_2 in y , \mathbf{x}_1^{ca} is combined with a fusion ratio α and then fed into full-connected (FC) layers. The FC can sort the semantic vector and put the important parts in the front of the vector. The output of the FC is multiplied by a non-square identity matrix $\mathbf{D}_1 = [I_{\lfloor 2\alpha k \rfloor}, O] \in \mathbb{R}^{\lfloor 2\alpha k \rfloor \times l}$ to produce $\mathbf{x}_1^{rc} \in \mathbb{R}^{\lfloor 2\alpha k \rfloor}$, where $\lfloor \cdot \rfloor$ is round-down function. Here, I_j is j -dimension identity matrix and O is zero matrix. Similarly, we have $\mathbf{x}_2^{rc} \in \mathbb{R}^{\lfloor 2(1-\alpha)k \rfloor}$ based on $\mathbf{D}_2 = [I_{\lfloor 2(1-\alpha)k \rfloor}, O] \in \mathbb{R}^{\lfloor 2(1-\alpha)k \rfloor \times l}$, where $\lceil \cdot \rceil$ is round-up function. This process is described as

$$\mathbf{x}_1^{rc} = \mathbf{D}_1 * (\mathbf{A}_1[(\mathbf{x}_1^{ca})^T, \alpha] + \mathbf{b}_1), \quad (4)$$

$$\mathbf{x}_2^{rc} = \mathbf{D}_2 * (\mathbf{A}_2[(\mathbf{x}_2^{ca})^T, 1 - \alpha] + \mathbf{b}_2), \quad (5)$$

where \mathbf{A}_i and \mathbf{b}_i are affine function parameter and their bias of FCs, respectively. Then, \mathbf{x}_1^{rc} and \mathbf{x}_2^{rc} are passed through a MLP to generate $\mathbf{y} \in \mathbb{R}^k$. According to the definition of MLP, we have

$$\mathbf{y} = \tanh(\mathbf{Q} * [(\mathbf{x}_1^{rc})^T, (\mathbf{x}_2^{rc})^T]^T + \mathbf{d}), \quad (6)$$

where $\mathbf{Q} \in \mathbb{R}^{k \times l}$ and $\mathbf{d} \in \mathbb{R}^k$ are learning parameters. Here, we use tanh activation as the activation function for this MLP. Based on (6), the i -th transmitted symbol can be expressed as

$$y_i = \tanh\left(\sum_{j=1}^{\lfloor \alpha l \rfloor} q_{ij} x_{1,j}^{rc} + \sum_{j=\lfloor \alpha l \rfloor + 1}^l q_{ij} x_{2,(j-\lfloor \alpha l \rfloor)}^{rc} + d_i\right). \quad (7)$$

Finally, we can perform the power normalization for y and deliver it over the channel.

Remark 1. Equ. (7) reveals that we can dynamic control the weight of s_1 (or s_2) in y by adjusting α to obtain different decoding performance of two users. We can also see from (7) that it is different with the superposition coding scheme in DBC. For the superposition coding, y_i should be $q_i x_{1,i}^{rc} + w_i x_{2,i}^{rc}$, which means $x_{1,i}^{rc}$ and $x_{2,i}^{rc}$ only transmit one time over the channel. However, it is shown in (7) that $x_{1,i}^{rc}$ and $x_{2,i}^{rc}$ can be transmitted over the channel multiple times.

III. LOSS FUNCTION AND TRAINING METHOD

We can observe from Fig.1 that the performance of \mathbf{z}_1 and \mathbf{z}_2 is dependent on the semantic encoder/decoder and the FISF. SE $f_e(\cdot; \theta)$ and SD $g_d(\cdot; \theta)$ have been well-researched in the point-to-point semantic communication, thus we mainly focus on the loss function design of FISF module in this paper. For the point-to-point system, s_1 and s_2 can be encoded as \mathbf{x}_1^{e2e} and \mathbf{x}_2^{e2e} , and can be decoded as \mathbf{z}_1^{e2e} and \mathbf{z}_2^{e2e} , respectively.

The worse user only needs to reconstruct s_1 . Thus, in this paper, we can design the training object to maximize the conditional mutual information between \mathbf{z}_1 and \mathbf{z}_1^{e2e} given \mathbf{x}_1^{e2e} and \mathbf{x}_1^e , as given by

$$\max I(\mathbf{z}_1; \mathbf{z}_1^{e2e} | \mathbf{x}_1^e, \mathbf{x}_1^{e2e}). \quad (8)$$

It indicates the proposed system tries to output a similar image at the worse user as the excellent image in the point-to-point system. Based on the work of [17], this optimization object is hard to achieve. We can achieve a relaxation object by predicting $\hat{\mathbf{z}}_1^{e2e} = h_\kappa(\mathbf{z}_1, \mathbf{x}_1^e, \mathbf{x}_1^{e2e})$ first and then estimating the posterior distribution $\mathcal{P}_\kappa(\mathbf{z}_1^{e2e} | \hat{\mathbf{z}}_1^{e2e})$. The relaxation form can be written as

$$I(\mathbf{z}_1; \mathbf{z}_1^{e2e} | \mathbf{x}_1^e, \mathbf{x}_1^{e2e}) = \sup_{h_\kappa} \mathbb{E}_{p(\mathbf{z}_1^{e2e})} [H(p(\mathbf{z}_1^{e2e} | \mathbf{x}_1^{e2e}))] + \mathbb{E}_{p(\mathbf{s}_1, \mathbf{x}_1^e, \mathbf{x}_1^{e2e})} [\log \mathcal{P}_\kappa(\mathbf{z}_1^{e2e} | \hat{\mathbf{z}}_1^{e2e})], \quad (9)$$

where $H(x)$ denotes the entropy of random variable x . The first term is regularization to avoid collapse in the point-to-point system and the second term is log-likelihood prediction term for target representation. Because the end-to-end system is well-trained, the first term is irrelevant to the training process.

Therefore, (8) can be solved by deriving the training loss as

$$\min L_1(\theta, \zeta, \varphi) = -\log \mathcal{P}_\kappa(\mathbf{z}_1^{e2e} | \hat{\mathbf{z}}_1^{e2e}) \quad (10)$$

where θ, ζ, φ are all the parameters of the whole network. If the estimating posterior distribution \mathcal{P} is Gaussian distribution, it becomes mean squared error (MSE) loss. If it is Boltzmann distribution, it becomes softmax cross-entropy loss.

The better user reconstructs \mathbf{s}_1 first and then reconstructs \mathbf{s}_2 . Likewise, the training object can be written as

$$\begin{aligned} & \max I(\tilde{\mathbf{z}}_1, \mathbf{z}_2; \tilde{\mathbf{z}}_1^{e2e}, \mathbf{z}_2^{e2e} | \mathbf{x}_1^e, \mathbf{x}_2^e, \mathbf{x}_1^{e2e}, \mathbf{x}_2^{e2e}) \\ & = \sup_{h_\kappa} \mathbb{E}_{p(\mathbf{x}_1^{e2e}, \mathbf{x}_2^{e2e})} [H(p(\tilde{\mathbf{z}}_1^{e2e}, \mathbf{z}_2^{e2e} | \mathbf{x}_1^{e2e}, \mathbf{x}_2^{e2e}))] \\ & + \mathbb{E}_{p(\mathbf{s}_1, \mathbf{x}_1^e, \mathbf{x}_1^{e2e}, \mathbf{s}_2, \mathbf{x}_2^e, \mathbf{x}_2^{e2e})} [\log \mathcal{P}_\kappa(\tilde{\mathbf{z}}_1^{e2e}, \mathbf{z}_2^{e2e} | \hat{\mathbf{z}}_1^{e2e}, \hat{\mathbf{z}}_2^{e2e})]. \end{aligned} \quad (11)$$

where $\hat{\mathbf{z}}_2^{e2e} = h_\kappa(\mathbf{z}_2, \mathbf{x}_2^e, \mathbf{x}_2^{e2e})$. Similar to (9), the second term is critical. Furthermore, we can prove it as

$$\begin{aligned} & \mathbb{E}_{p(\mathbf{s}_1, \mathbf{x}_1^e, \mathbf{x}_1^{e2e}, \mathbf{s}_2, \mathbf{x}_2^e, \mathbf{x}_2^{e2e})} [\log \mathcal{P}_\kappa(\tilde{\mathbf{z}}_1^{e2e}, \mathbf{z}_2^{e2e} | \hat{\mathbf{z}}_1^{e2e}, \hat{\mathbf{z}}_2^{e2e})] \\ & = \mathbb{E}_{p(\mathbf{s}_1, \mathbf{x}_1^e, \mathbf{x}_1^{e2e}, \mathbf{s}_2, \mathbf{x}_2^e, \mathbf{x}_2^{e2e})} [\log \mathcal{P}_\kappa(\tilde{\mathbf{z}}_1^{e2e} | \hat{\mathbf{z}}_1^{e2e}, \hat{\mathbf{z}}_2^{e2e}) \\ & + \log \mathcal{P}_\kappa(\mathbf{z}_2^{e2e} | \tilde{\mathbf{z}}_1^{e2e}, \hat{\mathbf{z}}_1^{e2e}, \hat{\mathbf{z}}_2^{e2e})] \\ & = \mathbb{E}_{p(\mathbf{s}_1, \mathbf{x}_1^e, \mathbf{x}_1^{e2e}, \mathbf{s}_2, \mathbf{x}_2^e, \mathbf{x}_2^{e2e})} [\log \mathcal{P}_\kappa(\tilde{\mathbf{z}}_1^{e2e} | \hat{\mathbf{z}}_1^{e2e}) \\ & + \log \frac{\mathcal{P}_\kappa(\hat{\mathbf{z}}_2^{e2e} | \hat{\mathbf{z}}_1^{e2e}, \tilde{\mathbf{z}}_1^{e2e})}{\mathcal{P}_\kappa(\hat{\mathbf{z}}_2^{e2e} | \hat{\mathbf{z}}_1^{e2e})} + \log \mathcal{P}_\kappa(\mathbf{z}_2^{e2e} | \tilde{\mathbf{z}}_1^{e2e}, \hat{\mathbf{z}}_1^{e2e}, \hat{\mathbf{z}}_2^{e2e})]. \end{aligned} \quad (12)$$

The first term indicates that \mathbf{s}_1 is required to be reconstructed first without any information about \mathbf{s}_2 and the third term shows \mathbf{s}_2 should be reconstructed under the condition that \mathbf{s}_1 has been reconstructed. The structure of the designed user corresponds to formulation that we first reconstruct \mathbf{s}_1 as $\tilde{\mathbf{z}}_1$ and then based on $\tilde{\mathbf{z}}_1, \mathbf{z}_2$ is reconstructed. The second term indicates that \mathbf{s}_1 has effects on \mathbf{s}_2 . We design the mutual attention module to address the effects. Therefore, when designing the loss function, the second term is omitted and the third term only contains $\hat{\mathbf{z}}_2^{e2e}$. β is given to balance the importance of the two terms. The training loss is designed as

$$\begin{aligned} \min L_2(\theta, \zeta, \varphi) & = -\log \mathcal{P}_\kappa(\mathbf{z}_2^{e2e} | \hat{\mathbf{z}}_2^{e2e}) \\ & - \beta \log \mathcal{P}_\kappa(\tilde{\mathbf{z}}_1^{e2e} | \hat{\mathbf{z}}_1^{e2e}). \end{aligned} \quad (13)$$

Finally, the whole goal of the proposed system is to minimize L_1 and L_2 at the same time. It also becomes a multi-criterion problem that aims to find the Pareto optimal points. Scalarization is a standard technique for finding Pareto optimal points. The final problem can be solved by deriving the training loss as

$$\min L(\theta, \zeta, \varphi) = L_1 + \lambda L_2 = -\log \mathcal{P}_\kappa(\mathbf{z}_1^{e2e} | \hat{\mathbf{z}}_1^{e2e})$$

Algorithm 1 Training algorithm

Input: Training set S , hyper-parameter λ and β .
Output: The trained model with one transmitter and two users.

- 1: Copy a dataset as \tilde{S} and shuffle it.
- 2: **while** the training stop condition is not met **do**
- 3: Take a batch \mathbf{s}_1 from the set S .
- 4: Take another batch \mathbf{s}_2 from the dataset \tilde{S} .
- 5: Randomly sample SNR_1, γ, α individually.
- 6: Set $SNR_2 = SNR_1 + \gamma$.
- 7: Semantic encode and fuse \mathbf{s}_1 and \mathbf{s}_2 as \mathbf{y} (transmitter).
- 8: Transmit \mathbf{y} over the two channels and users get $\mathbf{y}_1, \mathbf{y}_2$.
- 9: Semantic de-fuse and decode \mathbf{y}_1 as \mathbf{z}_1 (worse user).
- 10: Compute loss L_1 (worse user).
- 11: Semantic de-fuse and decode \mathbf{y}_2 as $\tilde{\mathbf{z}}_1$ and \mathbf{z}_2 (better user).
- 12: Compute L_2 (better user).
- 13: **if** $\alpha == 0$ **then**
- 14: Set $\beta = 0$ and then compute loss $L = L_2$.
- 15: **else if** $\alpha == 1$ **then**
- 16: Compute loss $L = L_1$.
- 17: **else**
- 18: Compute loss $L = L_1 + \lambda L_2$.
- 19: **end if**
- 20: Update all the parameters to minimize L .
- 21: **end while**

$$-\lambda \log \mathcal{P}_\kappa(\mathbf{z}_2^{e2e} | \hat{\mathbf{z}}_2^{e2e}) - \lambda\beta \log \mathcal{P}_\kappa(\tilde{\mathbf{z}}_1^{e2e} | \hat{\mathbf{z}}_1^{e2e}), \quad (14)$$

where λ is the scalarization parameter. In this paper, we consider the posterior distribution \mathcal{P}_κ is Gaussian distribution and therefore the loss L can be computed as

$$L = -\|\mathbf{z}_1 - \mathbf{s}_1\|_2 - \lambda \|\mathbf{z}_2 - \mathbf{s}_2\|_2 - \lambda\beta \|\tilde{\mathbf{z}}_1 - \mathbf{s}_1\|_2. \quad (15)$$

When training the model, \mathbf{s}_1 and \mathbf{s}_2 should be generated from the same dataset S individually. A copy of the dataset \tilde{S} is loaded with shuffling. \mathbf{s}_1 comes from the batch of S and \mathbf{s}_2 comes from the batch \tilde{S} . For the FISF module, the SNR of the worse channel (SNR_1) is randomly set in a given range and we then randomly set $\gamma > 0$ so that the SNR of better channel (SNR_2) is $SNR_1 + \gamma$. Fusion rate α is also randomly selected in the range between 0 and 1 with step 0.1. When it is 0 or 1, which means only one source is expected to be delivered, the model degrades to an point-to-point model. The whole system takes L as the loss function and all the parameters are updated jointly according to the loss L . The whole training procedures are described in Algorithm 1.

IV. EXPERIMENTS

In this section, we evaluate the performance of the proposed semantic communication scheme for DBC to transmit the image by using CIFAR-10 dataset. We use Adam optimizer to train the system for 100 epochs with a learning rate of 1×10^{-4} and then train for another 50 epochs with a learning rate 1×10^{-5} . The batch size is 128. For the scalarization parameters, we set $\lambda = 6$ and $\lambda\beta = 0.1$. Without loss of generality, we use $l = 2k, h = n = 32$ and the bandwidth ratio $\frac{k}{h \times n \times 3} = 0.25$ in the experiment.

In the experiment, we consider the power allocation (PA) scheme and the TD scheme as benchmarks. For both benchmarks, \mathbf{s}_i can pass the semantic encoder and then be fed into




Figure 3: Raw iamges and images reconstructed by different methods with CIFAR10 dataset.

its own MLP, yielding the transmitted symbols for one user. For the PA scheme, the superposition coding with successive interference cancellation is then exploited to produce the transmission symbols \mathbf{y} . For the TD scheme, the transmission symbols for different users are transmitted over their assigned time slots.

Fig. 3 depicts the visible results of the reconstructed images based on different methods. We use $\alpha = 0.5$, $SNR_1 = 5 \text{ dB}$ and $SNR_2 = 10 \text{ dB}$. The upper image is for the worse user, while the lower image is for the better

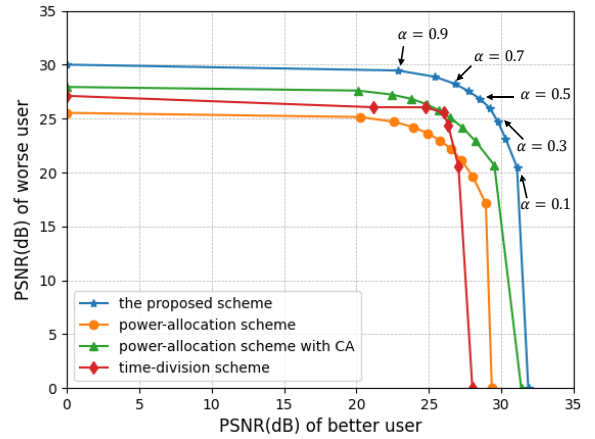


Figure 4: Semantic performance region for DBC with different methods. Here, the SNR of the worse/better user is $-5 \text{ dB}/0 \text{ dB}$.

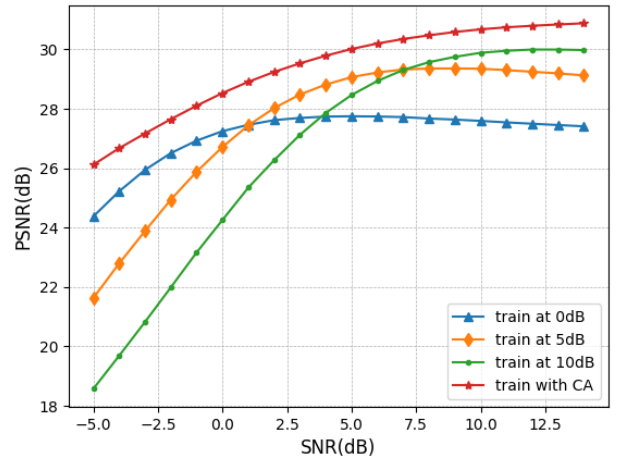


Figure 5: PSNR vs. SNR of the better user with the proposed scheme. Here, α is 0.5.

user. It can be observed that the proposed scheme produces the most clear recovered images among those based on the TD and PA schemes.

Next, we evaluate the performance of DBC by using PSNR. The PSNR of a single user cannot reflect the comprehensive performance of DBC. Therefore, we can describe the achievable PSNR groups of both users, which form a region called the *semantic performance region*. Fig. 4 shows the semantic performance region with different schemes. For the proposed scheme, we can obtain different PSNR groups by adjusting fusion ratio α , as shown in Fig. 4. It is seen that with the proposed scheme, the PSNR of the worse user increases with α , but leads to the decrease of PSNR of the better user. This result matches (7). We also clearly see that the semantic performance region of the proposed scheme strictly contains the region of other benchmarks. This fact shows that the proposed scheme can achieve the best performance for both users in DBC compared to traditional

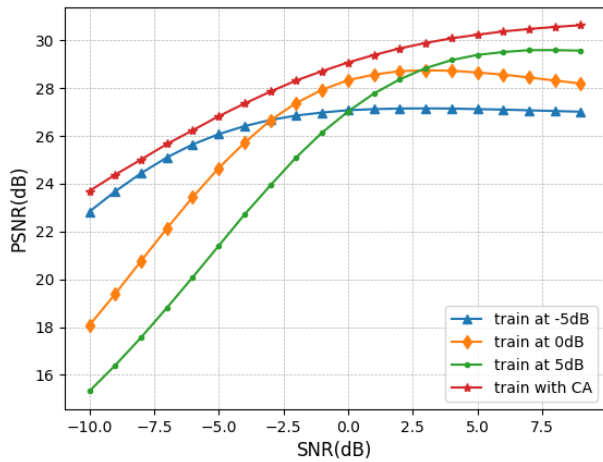


Figure 6: PSNR vs. SNR of the worse user with the proposed scheme. Here, α is 0.5.

methods. The PA scheme without channel adaptive (CA) has the smallest region, which indicates that the power allocation scheme is not suitable in the semantic communications system. The gap between the power allocation scheme without CA and that of with CA reveals the CA gain. The gap between the power allocation scheme with CA and the proposed scheme reveals the fusion gain.

Fig. 5 and Fig. 6 show PSNR vs. SNR for the better user and the worse user based on the proposed scheme, respectively. We can observe that the proposed FISF module incorporating CSI into semantic features to adapt the channel can provide significant performance gain. For example, for the better user at $SNR = -5$ dB the system training at -5 dB achieve the best performance than that of other SNR-fixed training, e.g. 0 dB. However, it is still 1.29 dB lower in the PSNR performance than proposed scheme.

V. CONCLUSION

In this paper, we have proposed a novel semantic communications system for wireless image transmission over two-user degraded broadcast channels. The transmitter can extract the semantic features of two users' images and fuse these semantic features into a joint latent representation for broadcasting. We have designed a flexible image semantic fusion scheme that dynamically controls the weight of semantic features in the joint latent representation and adapts the respective semantic features to the respective channels with different SNRs. Experimental results have shown that the proposed system significantly dominates the traditional methods, such as TD and PA, for wireless image transmission over two-user degraded broadcast channels.

REFERENCES

[1] E. Boursoulatzé, D. Burth Kurka, and D. Gündüz, "Deep joint source-channel coding for wireless image transmission," *IEEE Transactions on Cognitive Communications and Networking*, vol. 5, no. 3, pp. 567–579, 2019.

[2] W. Yang, H. Du, Z. Q. Liew, W. Y. B. Lim, Z. Xiong, D. Niyato, X. Chi, X. S. Shen, and C. Miao, "Semantic communications for future internet: Fundamentals, applications, and challenges," *IEEE Communications Surveys & Tutorials*, pp. 1–1, 2022.

[3] H. Xie, Z. Qin, G. Y. Li, and B.-H. Juang, "Deep learning enabled semantic communication systems," *IEEE Transactions on Signal Processing*, vol. 69, pp. 2663–2675, 2021.

[4] Q. Zhou, R. Li, Z. Zhao, C. Peng, and H. Zhang, "Semantic communication with adaptive universal transformer," *IEEE Wireless Communications Letters*, vol. 11, no. 3, pp. 453–457, 2022.

[5] D. Huang, F. Gao, X. Tao, Q. Du, and J. Lu, "Toward semantic communications: Deep learning-based image semantic coding," *IEEE Journal on Selected Areas in Communications*, vol. 41, no. 1, pp. 55–71, 2023.

[6] H. Zhang, S. Shao, M. Tao, X. Bi, and K. B. Letaief, "Deep learning-enabled semantic communication systems with task-unaware transmitter and dynamic data," *IEEE Journal on Selected Areas in Communications*, vol. 41, no. 1, pp. 170–185, 2023.

[7] T.-Y. Tung and D. Gündüz, "Deepwive: Deep-learning-aided wireless video transmission," *IEEE Journal on Selected Areas in Communications*, vol. 40, no. 9, pp. 2570–2583, 2022.

[8] S. Wang, J. Dai, Z. Liang, K. Niu, Z. Si, C. Dong, X. Qin, and P. Zhang, "Wireless deep video semantic transmission," *IEEE Journal on Selected Areas in Communications*, vol. 41, no. 1, pp. 214–229, 2023.

[9] P. Jiang, C.-K. Wen, S. Jin, and G. Y. Li, "Wireless semantic communications for video conferencing," *IEEE Journal on Selected Areas in Communications*, vol. 41, no. 1, pp. 230–244, 2023.

[10] X. Mu, Y. Liu, L. Guo, and N. Al-Dhahir, "Heterogeneous semantic and bit communications: A semi-noma scheme," *IEEE Journal on Selected Areas in Communications*, vol. 41, no. 1, pp. 155–169, 2023.

[11] S. F. Yilmaz, C. Karamanli, and D. Gündüz, "Distributed deep joint source-channel coding over a multiple access channel," <https://arxiv.org/abs/2211.09920>, 2022.

[12] H. Hu, X. Zhu, F. Zhou, W. Wu, R. Q. Hu, and H. Zhu, "One-to-many semantic communication systems: Design, implementation, performance evaluation," *IEEE Communications Letters*, vol. 26, no. 12, pp. 2959–2963, 2022.

[13] X. Luo, B. Yin, Z. Chen, B. Xia, and J. Wang, "Autoencoder-based semantic communication systems with relay channels," in *2022 IEEE International Conference on Communications Workshops (ICC Workshops)*, 2022, pp. 711–716.

[14] C. Bian, Y. Shao, and D. Gündüz, "Deep joint source-channel coding over cooperative relay networks," <https://arxiv.org/abs/2211.06705>, 2022.

[15] J. Xu, B. Ai, W. Chen, A. Yang, P. Sun, and M. Rodrigues, "Wireless image transmission using deep source channel coding with attention modules," *IEEE Transactions on Circuits and Systems for Video Technology*, vol. 32, no. 4, pp. 2315–2328, 2022.

[16] H. Wu, Y. Shao, K. Micolajczyk, and D. Gündüz, "Channel-adaptive wireless image transmission with ofdm," *IEEE Wireless Communications Letters*, vol. 11, no. 11, pp. 2400–2404, 2022.

[17] W. Su, X. Zhu, C. Tao, L. Lu, B. Li, G. Huang, Y. Qiao, X. Wang, J. Zhou, and J. Dai, "Towards All-in-one Pre-training via Maximizing Multi-modal Mutual Information," <https://arxiv.org/abs/2211.09807>, 2022.