

MFSN: Multi-perspective Fusion Search Network For Pre-training Knowledge in Speech Emotion Recognition

Haiyang Sun^{1,2*}, Fulin Zhang^{1*}, Yingying Gao¹, Zheng Lian², Shilei Zhang^{1**}, Junlan Feng^{1**}

¹China Mobile Research Institute

²Institute of Automation, Chinese Academy of Sciences

sunhaiyang9898@gmail.com, zhangfulin@chinamobile.com

Abstract

Speech Emotion Recognition (SER) is an important research topic in human-computer interaction. Many recent works focus on directly extracting emotional cues through pre-trained knowledge, frequently overlooking considerations of appropriateness and comprehensiveness. Therefore, we propose a novel framework for pre-training knowledge in SER, called Multi-perspective Fusion Search Network (MFSN). Considering comprehensiveness, we partition speech knowledge into Textual-related Emotional Content (TEC) and Speech-related Emotional Content (SEC), capturing cues from both semantic and acoustic perspectives, and we design a new architecture search space to fully leverage them. Considering appropriateness, we verify the efficacy of different modeling approaches in capturing SEC and fills the gap in current research. Experimental results on multiple datasets demonstrate the superiority of MFSN.

Index Terms: speech emotion recognition, multiple perspectives, neural architecture search

1. Introduction

Due to its significant contribution to human-computer interaction, Speech Emotion Recognition (SER) has received increasing attention. Researchers have been working towards endowing models with the ability to perceive and recognize emotions akin to humans. While some studies have incorporated various prior knowledge to guide the modeling process, the emergence of highly performant pre-trained models has led many recent works to directly leverage pre-trained knowledge for favorable outcomes. However, due to differences in training objectives, pre-training modeling methods and knowledge that excel in other downstream tasks may not perform well in SER. In this paper, we undertake a consideration and analysis from both the perspectives of appropriateness and comprehensiveness, proposing a pre-training knowledge utilization framework tailored for SER.

From the perspective of comprehensiveness, both text and speech play pivotal roles in emotion recognition [1, 2, 3]. However, obtaining accurate transcriptions in real-world scenarios poses challenges, and directly utilizing semantic information in speech does not enable its comprehensive exploration. Consequently, we categorize emotional cues in speech into two types: Textual-related Emotional Content (TEC), which can be extracted using Automated Speech Recognition (ASR) model to approximate text, and Speech-related Emotional Content (SEC), which can be extracted using pre-trained model to represent acoustic feature.

*Equal contribution; **Corresponding authors

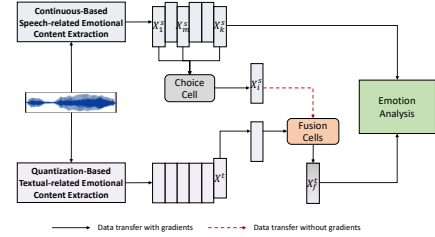


Figure 1: The overall framework of MFSN.

Directly leveraging both forms of information proves impractical, as transcriptions often contains emotionally charged words that may deviate from the true emotional context, potentially causing misinterpretations. For instance, someone might emphatically say, "I'm really happy right now" when they are actually angry. In such instances, individuals recalibrate their perception of emotional words based on acoustic information such as intonation or tone, or others. We follow this principle and leverage speech feature to refine the model's understanding of TEC. In light of the varying significance of multi-level speech information [4], the thoughtful selection of the optimal level, along with the fusion operation with TEC, becomes crucial. While exhaustive selection may yield insights, it is a time-consuming and resource-intensive process. Hence, we propose the use of Neural Architecture Search (NAS) for the efficient accomplishment of the aforementioned tasks. Specifically, we design a novel search space and employ a differentiable search algorithm [5] for automated strategy design.

From the perspective of appropriateness, many contemporary approaches incorporate prior knowledge to tailor modeling methods for the target task. For instance, many existing pre-trained ASR models, grounded in inductive bias towards pronunciation units, introduce quantization operations to enhance the model's perception of text [6, 7, 8]. Following two stages of pre-training and fine-tuning, these models can construct a constrained set of discrete units. However, there is currently no consensus on the modeling methods for SER, often relying on pre-training speech models without due consideration [9, 10]. Given that human emotions are often dimensional and continuous [11, 12], we follow this principle and systematically compare the performance of quantitative modeling pre-trained knowledge [7] with continuous modeling pre-trained knowledge [13] in SER. This not only offers insights into the modeling methods for SEC but also fills current research gaps.

In conclusion, considering both comprehensiveness and appropriateness, we propose a novel framework for pre-training knowledge in SER, called Multi-perspective Fusion Search Network (MFSN). Illustrated in Figure 1, MFSN em-

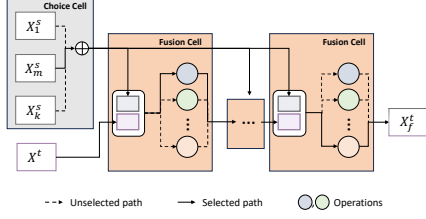


Figure 2: The search space we designed is divided into two parts: Choice Cell and Fusion Cell.

employs continuous-based knowledge to capture SEC and utilizes quantization-based knowledge to capture TEC. Furthermore, it possesses the capability to automatically leverage the optimal level speech feature to refine the understanding of TEC. Finally, both features are employed for emotion analysis. The contributions of this paper can be summarized as follows:

- We propose a novel framework for using pre-trained knowledge in SER, named MFSN. MFSN extract both TEC and SEC from appropriate perspectives. It automatically designs adjustment strategies for TEC within a newly designed search space, comprehensively exploring emotional cues.
- For the first time from a modeling perspective, we verify that pre-training methods based on continuous modeling are more suitable for capturing SEC than quantization.
- Experimental results on multiple SER benchmark datasets demonstrate that the performance of MFSN achieves state-of-the-art levels.

2. Multiple-perspective Fusion Search Network

2.1. TEC & SEC

In order to comprehensively extract emotional cues from speech, we partition the emotion-related content in speech into two types: Textual-related Emotional Content (TEC) and Speech-related Emotional Content (SEC). As illustrated in Figure 1, utilizing an ASR pre-trained model based on quantization modeling allows us to obtain TEC, referred to as X^t . Similarly, employing a pre-trained model based on continuous modeling with k encoding layers enables us to acquire different levels of speech features, denoted as $[X_1^s, \dots, X_m^s, \dots, X_k^s]$, where $m = \frac{k}{2}$, X_k^s is SEC. As the intermediate information generated during speech understanding carries different information [23], we regard X_1^s , X_m^s , and X_k^s as three levels of information.

- Due to the constraints of training objective, X_k^s contains more target-related information.
- To extract X_k^s from speech, the intermediate layer need to capture deeper information to fully understand content, denoted as X_m^s .
- In contrast, the output of the earlier layer, X_1^s , is closer to the raw speech representation.

2.2. Search Space

As illustrated in Figure 2, to efficiently accomplish the selection of multi-level features and fusion operations, we design a novel search space. Firstly, to endow the model with the capability to search different levels of speech features while avoiding potential conflicts among them, during each mini-batch training,

Choice Cell randomly samples one level of SEC, denoted as X_i^s , where $i \in [1, m, k]$, for calculation.

Secondly, for effective adjustment of TEC and to ensure that X_1^s and X_m^s do not contain target-related information, we detach X_i^s before feeding it into Fusion Cells along with X^t .

Finally, following the previous fusion work, we offer a total of eight operations in the operation pool \mathbb{O} of one Fusion Cell, and each operation takes two tensor inputs and yields a output:

$$\text{Zero}(X_i^s, X^t) = 0 \quad (1)$$

$$\text{Sum}(X_i^s, X^t) = X_i^s + X^t \quad (2)$$

$$\text{Attention}(X_i^s, X^t) = \text{Softmax}\left(\frac{X_i^s X^t}{\sqrt{C}}\right) X^t \quad (3)$$

$$\text{ConcatFC}(X_i^s, X^t) = \text{ReLU}(\text{Linear}(\text{Concat}(X_i^s, X^t))) \quad (4)$$

$$\text{ISM}(X_i^s, X^t) = X_i^s + \text{Tanh}(\text{Linear}(X_i^s) * H) * H, \quad (5)$$

where $H = \text{Linear}(X^t)$

Attention, ConcatFC, and ISM operations have corresponding reverse versions. For example, $\text{Attention}_r(X_i^s, X^t) = \text{Attention}(X^t, X_i^s)$. As the number of Fusion Cells, denoted as N_f , increases, the quantity of structures in the search space will exponentially grow to $3 * 8^{N_c}$.

2.3. Search Algorithm

In the Fusion Cell, we employ a differentiable search algorithm [5] to search the fusion operations:

$$X_f^t = \sum_{o \in \mathbb{O}} \frac{\exp(\alpha_o)}{\sum_{o' \in \mathbb{O}} \exp(\alpha_{o'})} o(X_i^s, X^t) \quad (6)$$

where $\alpha \in \mathbb{R}^{|\mathbb{O}|}$ is a trainable weight that measures the importance of different operations, and $|\mathbb{O}|$ denotes the number of operations in \mathbb{O} . With the assistance of NAS, it is possible to avoid exhaustive training of all $3 * 8^{N_c}$ structures and find the optimal adjustment strategy through a single training process. Both X_k^s and X_f^t are subsequently used for emotional analysis.

3. Different modeling methods

To choose the most appropriate knowledge for extracting SEC, we conduct a comprehensive analysis of various pre-training modeling methods. The current modeling methods can be broadly categorized into two types: quantization-based reconstruction [6, 7, 8] and continuous frame-based reconstruction [24, 13]. Both approaches aim to understand the content of speech by reconstructing the masked portions. The key difference between these approaches lies in their representation space of speech frames. Formally, we represent the speech as $\tilde{X} = [x_1, \dots, x_T]$, where T is the number of frames. Given a set of indices $Z = [z_1, \dots, z_{T'}]$ corresponding to the frames that need to be masked, where $0 \leq T' \leq T$, the frames at the indices in Z are replaced with a trainable code word c , resulting in $\hat{X} = [\dots, x_t, \dots, c, \dots]$, where $0 \leq t < T$. The model then encodes \hat{X} to obtain its output $\hat{X} = [\hat{x}_1, \dots, \hat{x}_T]$.

Quantization-based reconstruction methods discretize the representation space of speech frames by clustering them into N centroids, denoted as $Q = [q_1, \dots, q_N]$. For each frame in $X[Z]$, the corresponding cluster center is used as the label, yielding a label vector $Y = [q_i, \dots, q_j]$, where $0 \leq i, j \leq N$.

Table 1: Performance comparison with existing works. Evaluation measures are UA / WA for IEMOCAP and UAR / WAR for SAVEE.

Model	IEMOCAP Leave-one-session	Model	IEMOCAP Leave-one-speaker	Model	SAVEE
IS09-classification[14]	63.8 / 68.1	CNN TF Att.pooling[15]	68.1 / 71.8	DCNN[16]	- / 82.1
CME[17]	73.5 / 72.7	HNSD[18]	72.5 / 70.5	TSP+INCA[19]	83.4 / 84.8
Co-attention[9]	71.1 / 69.8	Co-attention[9]	72.7 / 71.6	CPAC[20]	83.7 / 85.6
Prosody2Vec[21]	73.3 / 72.4	Prosody2Vec[21]	73.9 / 72.7	TIM-Net[22]	77.3 / 79.4
MFSN	74.0 / 71.9	MFSN	74.6 / 73.2	MFSN	86.0 / 86.3

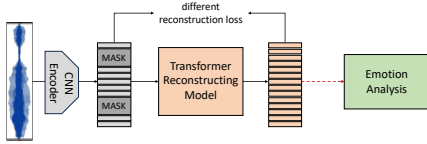


Figure 3: Unified training framework for different modeling.

Table 2: Performance comparison with works using text feature.

Speech Feature	Text Feature	Model	IEMOCAP Leave-one-session
MFCC	-	BLSTM[25]	61.1 / 64.3
-	ASR+BERT	BLSTM[25]	71.8 / 71.9
MFCC	ASR+BERT	SAWC[25]	76.8 / 76.6
SEC	TEC	MSFN	74.0 / 71.9

The objective of the model is to minimize the discrepancy between $\hat{X}[Z]$ and Y . On the other hand, continuous frame reconstruction method directly use the original frames at the masked positions as the labels, i.e., $Y = X[Z]$.

4. Datasets

Interactive Emotional Dyadic Motion Capture (IEMOCAP) [26] dataset is a widely adopted benchmark for evaluating emotion recognition models. Following prior research, we focus on four emotions: angry, sad, happy, and neutral. To ensure a robust evaluation of our method, we adopted the 5-fold leave-one-session-out and 10-fold leave-one-speaker-out validation strategies to generate results.

Surrey Audio-Visual Expressed Emotion (SAVEE) [27] dataset consists of recordings from 4 male actors in 7 different emotions. Following prior research, we adopted the 10-fold cross-validation strategies to generate results.

5. Experimental Setup & Results

5.1. Main setup

In this paper, we adopt Co-attention [9] as our Emotion Analysis module. Thus, in data preprocessing, in alignment with it, we segmented each speech into several 3-second-long segments and extracted the corresponding spectrogram and MFCC features for these segments. The final prediction for each speech was determined by aggregating the predictions from all its segmented parts.

In MFSN, we utilize pre-trained knowledge based on continuous modeling from Data2vec [13] to extract SEC from speech. For TEC, we retain prior knowledge of pronunciation units and capture it using fine-tuned Wav2vec2 [7]. Addition-

Table 3: Speech encoder architecture.

CNN Encoder	strides	5, 2, 2, 2, 2, 2, 2
	kernel width	10, 3, 3, 3, 3, 2, 2
	channel	512
Transformer	layer	4
	embedding dim.	512
	FFN dim.	2048
	attention heads	8

ally, we employed an SGD optimizer with a learning rate of 5 to optimize the operation weight α , as described in Section 2.3. For the convenience of analysis, we employ a single Fusion Cell. When dealing with MFSN dual-stream inputs, we double the dimension of the encoding hidden features for both spectrograms and MFCCs. These features are evenly distributed to each stream for co-attention calculations.

5.2. Comparison with existing works

Following prior works, we conducted performance tests of MFSN on both the IEMOCAP and SAVEE datasets. As depicted in Table 1, in our experiments on the IEMOCAP dataset, MFSN attains the highest Unweighted Accuracy (UA) score in the Leave-one-session cross-validation strategy, demonstrating competitive Weighted Accuracy (WA) scores even in the presence of class imbalance. Furthermore, within the Leave-one-speaker cross-validation strategy, MFSN consistently achieves the top UA and WA scores. When applied to the broader range of categories in the SAVEE dataset, MFSN exhibits a significant advantage, surpassing the sota in the 10-fold cross-validation.

However, as shown in Table 2, there is still a gap between TEC and BERT. Although MFSN surpasses the performance of ASR+BERT, it still lags behind the SAWC [25].

5.3. Comparison between different modeling methods

5.3.1. Unified model configuration

As shown in Figure 3, to mitigate the impact caused by variations in engineering implementations, we employ a unified framework for different modeling methods. The specific parameters of the network are shown in Table 3. In the quantization modeling method, we imitate Wav2vec2 [7] and assign B codebooks to all frame features, each containing W codewords, resulting in a total of $N = W^B$ clustering centers. The label vector Y is composed of the clustering centers corresponding to $X[Z]$ and the sampled negative examples. In the continuous modeling method, we imitate Data2vec [13] and use the mean value of the outputs of the last L encoder layers as the Y . They were trained separately using BCE loss and MSE loss for reconstruction, with a data mask rate set at 65%.

Table 4: The results of emotion analysis using knowledge learned from different modeling approaches.

		IEMOCAP										SAVEE	
		Leave-one-sessiong					Leave-one-speaker						
Modeling Method	Model Setting	V	A	D	UA(%)	WA(%)	V	A	D	UA(%)	WA(%)	UA(%)	WA(%)
Quantization	$B=2 W=2 N=4$	1.02	0.54	0.71	60.3	59.6	1.07	0.60	0.71	62.4	61.9	37.1	43.5
	$B=2 W=8 N=64$	1.13	0.49	0.68	60.6	60.3	1.06	0.44	0.64	63.8	63.3	42.9	47.9
	$B=2 W=12 N=144$	1.01	0.47	0.65	60.6	60.2	0.95	0.40	0.57	63.2	62.3	45.8	49.2
	$B=4 W=8 N=4096$	0.72	0.28	0.46	60.3	60.2	0.70	0.28	0.45	62.6	62.6	47.3	51.3
Continuous	$L=1$	0.71	0.28	0.45	60.5	60.3	0.68	0.28	0.44	62.5	62.6	59.1	61.3
	$L=4$	0.70	0.28	0.45	60.6	60.6	0.68	0.28	0.44	62.8	62.5	60.6	63.1

Table 5: Performance comparison between different model configurations. Evaluation measures are UA(%) / WA(%).

SEC Encoder	TEC Encoder	NAS	IEMOCAP	
			Leave-one-session	
Wav2vec2	-	×	70.6 / 69.6	
Data2vec	-	×	72.9 / 71.8	
Data2vec	Wav2vec2	×	73.1 / 71.7	
Data2vec	Wav2vec2	✓	74.0 / 71.9	

5.3.2. Results

To fully compare the capabilities of various modeling methods in capturing SEC, we not only test the models' capability in discrete emotion recognition but also in dimensional emotion analysis. In Table 4, we report the MSE metrics of Valence (V), Activation (A), Dominance (D), and report UA, WA.

As demonstrated by the performance in V, A, and D, in dimensional emotion analysis, knowledge acquired through quantization modeling exhibits notable limitations. The performance significantly improves as the number of quantization units, N , increases. Only when N is large enough can this method approach the performance of continuous modeling. In the continuous modeling, the variation of the encoding layers L as reconstructed labels does not noticeably affect performance.

For discrete emotion recognition, in the four-class IEMOCAP task, the quantization modeling shows comparable results to the continuous modeling. However, in more complex emotional categorizations, such as the seven-class SAVEE task, quantization modeling leads to a noticeable performance decline. Similarly, inadequate N numbers restrict model performance, while various settings of continuous modeling exhibit relatively consistent performance.

The above experimental results demonstrate that, whether in discrete emotion recognition or dimensional emotion analysis, the pre-trained knowledge derived from continuous modeling proves to be a superior choice for extracting SEC.

5.4. Comparison with different configurations

We further analyze the importance of each module in MFSN by evaluating various model configurations using the Leave-one-session strategy on IEMOCAP. As shown in Table 5, consistent with the findings in Section 5.3.2, the pre-trained knowledge based on continuous modeling in Data2vec better captures SEC. However, simply incorporating TEC without adjustment, resulting in no performance improvement and even a slight decrease

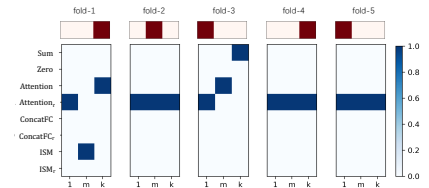


Figure 4: The visualization of adjustment strategy search results for the Leave-one-session strategy. Here, 1, m, and k represent three levels of features. Red color indicates the best path.

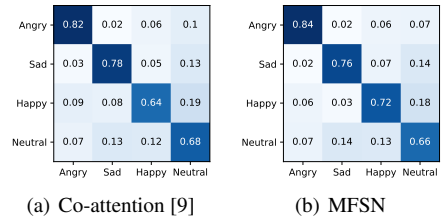


Figure 5: Visualization of confusion matrices.

in the WA metric. Through the adjustment strategy search by MFSN, the model leverages SEC to mitigate bias in TEC, leading to a further improvement in model performance.

5.5. Visualization of Search Results

As shown in Figure 4, in various data partition scenarios, the Choice Cell and Fusion Cell automatically select optimal speech features and fusion operations to adjust TEC. To further demonstrate the performance of MFSN on imbalanced datasets, we present the performance confusion matrix of MFSN compared to the Co-attention method using only Wav2vec2 as the TEC Encoder, as shown in Figure 4.

6. Conclusions

In this paper, we propose a novel framework for pre-training knowledge in SER, called MFSN. Operating within a novel search space, it comprehensively captures emotional cues, encompassing both Speech-related Emotional Content and Textual-related Emotional Content. Through in-depth comparisons across various pre-train modeling methods, MFSN leverages more appropriate knowledge to extract SEC. Experimental results show that MFSN outperforms existing methods.

7. References

- [1] E. Kim and J. W. Shin, “Dnn-based emotion recognition based on bottleneck acoustic features and lexical features,” in *IEEE International Conference on Acoustics, Speech and Signal Processing, ICASSP*. IEEE, 2019, pp. 6720–6724.
- [2] W. Wu, C. Zhang, and P. C. Woodland, “Emotion recognition by fusing time synchronous and time asynchronous representations,” in *IEEE International Conference on Acoustics, Speech and Signal Processing, ICASSP*. IEEE, 2021, pp. 6269–6273.
- [3] Z. Lian, B. Liu, and J. Tao, “Smin: Semi-supervised multi-modal interaction network for conversational emotion recognition,” *IEEE Transactions on Affective Computing*, 2022.
- [4] L. Pepino, P. Riera, and L. Ferrer, “Emotion recognition from speech using wav2vec 2.0 embeddings,” in *Interspeech*, 2021, pp. 3400–3404.
- [5] H. Liu, K. Simonyan, and Y. Yang, “DARTS: differentiable architecture search,” in *International Conference on Learning Representations, ICLR*, 2019.
- [6] A. Baevski, S. Schneider, and M. Auli, “vq-wav2vec: Self-supervised learning of discrete speech representations,” in *International Conference on Learning Representations, ICLR*, 2020.
- [7] A. Baevski, Y. Zhou, A. Mohamed, and M. Auli, “wav2vec 2.0: A framework for self-supervised learning of speech representations,” *Advances in neural information processing systems*, vol. 33, pp. 12 449–12 460, 2020.
- [8] W. Hsu, B. Bolte, Y. H. Tsai, K. Lakhota, R. Salakhutdinov, and A. Mohamed, “Hubert: Self-supervised speech representation learning by masked prediction of hidden units,” *IEEE/ACM Transactions on Audio, Speech, and Language Processing*, vol. 29, pp. 3451–3460, 2021.
- [9] H. Zou, Y. Si, C. Chen, D. Rajan, and E. S. Chng, “Speech emotion recognition with co-attention based multi-level acoustic information,” in *IEEE International Conference on Acoustics, Speech and Signal Processing, ICASSP*. IEEE, 2022, pp. 7367–7371.
- [10] Y. Wang, A. Boumadane, and A. Heba, “A fine-tuned wav2vec 2.0/hubert benchmark for speech emotion recognition, speaker verification and spoken language understanding,” *arXiv preprint arXiv:2111.02735*, 2021.
- [11] R. Plutchik, “Emotions: A general psychoevolutionary theory,” *Approaches to emotion*, vol. 1984, no. 197-219, pp. 2–4, 1984.
- [12] H. Li, J. Chen, L. Ma, H. Bo, C. Xu, and H. Li, “Dimensional speech emotion recognition review,” *Journal of Software*, vol. 31, no. 8, pp. 2465–2491, 2020.
- [13] A. Baevski, W.-N. Hsu, Q. Xu, A. Babu, J. Gu, and M. Auli, “Data2vec: A general framework for self-supervised learning in speech, vision and language,” in *International Conference on Machine Learning, ICML*. PMLR, 2022, pp. 1298–1312.
- [14] L. Tarantino, P. N. Garner, A. Lazaridis *et al.*, “Self-attention for speech emotion recognition,” in *Interspeech*, 2019, pp. 2578–2582.
- [15] P. Li, Y. Song, I. McLoughlin, W. Guo, and L. Dai, “An attention pooling based representation learning method for speech emotion recognition,” in *Interspeech*, 2018, pp. 3087–3091.
- [16] M. Farooq, F. Hussain, N. K. Baloch, F. R. Raja, H. Yu, and Y. B. Zikria, “Impact of feature selection algorithm on speech emotion recognition using deep convolutional neural network,” *Sensors*, vol. 20, no. 21, p. 6008, 2020.
- [17] H. Li, W. Ding, Z. Wu, and Z. Liu, “Learning fine-grained cross modality excitement for speech emotion recognition,” in *Interspeech*, 2021, pp. 3375–3379.
- [18] Q. Cao, M. Hou, B. Chen, Z. Zhang, and G. Lu, “Hierarchical network based on the fusion of static and dynamic features for speech emotion recognition,” in *IEEE International Conference on Acoustics, Speech and Signal Processing, ICASSP*. IEEE, 2021, pp. 6334–6338.
- [19] T. Tuncer, S. Dogan, and U. R. Acharya, “Automated accurate speech emotion recognition system using twine shuffle pattern and iterative neighborhood component analysis techniques,” *Knowledge-Based Systems*, vol. 211, p. 106547, 2021.
- [20] X. Wen, J. Ye, Y. Luo, Y. Xu, X. Wang, C. Wu, and K. Liu, “Ctlnet: A novel capsnet and transfer learning-based mixed task net for single-corpus and cross-corpus speech emotion recognition,” in *Proceedings of the Thirty-First International Joint Conference on Artificial Intelligence, IJCAI 2022, Vienna, Austria, 23-29 July 2022, 2022*, pp. 2305–2311.
- [21] L. Qu, T. Li, C. Weber, T. Pekarek-Rosin, F. Ren, and S. Wermter, “Disentangling prosody representations with unsupervised speech reconstruction,” *arXiv preprint arXiv:2212.06972*, 2022.
- [22] J. Ye, X.-C. Wen, Y. Wei, Y. Xu, K. Liu, and H. Shan, “Temporal modeling matters: A novel temporal emotional modeling approach for speech emotion recognition,” in *IEEE International Conference on Acoustics, Speech and Signal Processing, ICASSP*. IEEE, 2023, pp. 1–5.
- [23] L. Pepino, P. Riera, and L. Ferrer, “Emotion recognition from speech using wav2vec 2.0 embeddings,” in *Interspeech*, 2021, pp. 3400–3404.
- [24] A. T. Liu, S.-W. Li, and H.-y. Lee, “Tera: Self-supervised learning of transformer encoder representation for speech,” *IEEE/ACM Transactions on Audio, Speech, and Language Processing*, vol. 29, pp. 2351–2366, 2021.
- [25] J. Santoso, T. Yamada, K. Ishizuka, T. Hashimoto, and S. Makino, “Speech emotion recognition based on self-attention weight correction for acoustic and text features,” *IEEE Access*, vol. 10, pp. 115 732–115 743, 2022.
- [26] C. Busso, M. Bulut, C.-C. Lee, A. Kazemzadeh, E. Mower, S. Kim, J. N. Chang, S. Lee, and S. S. Narayanan, “Iemocap: Interactive emotional dyadic motion capture database,” *Language resources and evaluation*, vol. 42, pp. 335–359, 2008.
- [27] P. Jackson and S. Haq, “Surrey audio-visual expressed emotion (savee) database,” *University of Surrey: Guildford, UK*, 2014.