

Whether you can locate or not? Interactive Referring Expression Generation

Fulong Ye

Beijing University of Posts and Telecommunications
Beijing, China
fulong_ye@bupt.edu.cn

Fangxiang Feng*

Beijing University of Posts and Telecommunications
Beijing, China
fxfeng@bupt.edu.cn

Yuxing Long

Beijing University of Posts and Telecommunications
Beijing, China
longyuxing@bupt.edu.cn

Xiaojie Wang

Beijing University of Posts and Telecommunications
Beijing, China
xjwang@bupt.edu.cn

ABSTRACT

Referring Expression Generation (REG) aims to generate unambiguous Referring Expressions (REs) for objects in a visual scene, with a dual task of Referring Expression Comprehension (REC) to locate the referred object. Existing methods construct REG models independently by using only the REs as ground truth for model training, without considering the potential interaction between REG and REC models. In this paper, we propose an Interactive REG (IREG) model that can interact with a real REC model, utilizing signals indicating whether the object is located and the visual region located by the REC model to gradually modify REs. Our experimental results on three RE benchmark datasets, RefCOCO, RefCOCO+, and RefCOCog show that IREG outperforms previous state-of-the-art methods on popular evaluation metrics. Furthermore, a human evaluation shows that IREG generates better REs with the capability of interaction¹.

CCS CONCEPTS

• **Computing methodologies** → **Natural language generation; Computer vision.**

KEYWORDS

Referring expression generation, Multi-Modal Interaction, Vision-Language Pretraining

ACM Reference Format:

Fulong Ye, Yuxing Long, Fangxiang Feng, and Xiaojie Wang. 2023. Whether you can locate or not? Interactive Referring Expression Generation. In *Proceedings of the 31st ACM International Conference on Multimedia (MM '23)*, October 29–November 3, 2023, Ottawa, ON, Canada. ACM, New York, NY, USA, 10 pages. <https://doi.org/10.1145/3581783.3612214>

*Corresponding Author.

¹Ours codes could be found in <https://github.com/superhero-7/IREG>

Permission to make digital or hard copies of all or part of this work for personal or classroom use is granted without fee provided that copies are not made or distributed for profit or commercial advantage and that copies bear this notice and the full citation on the first page. Copyrights for components of this work owned by others than the author(s) must be honored. Abstracting with credit is permitted. To copy otherwise, or republish, to post on servers or to redistribute to lists, requires prior specific permission and/or a fee. Request permissions from permissions@acm.org.

MM '23, October 29–November 3, 2023, Ottawa, ON, Canada.

© 2023 Copyright held by the owner/author(s). Publication rights licensed to ACM.
ACM ISBN 979-8-4007-0108-5/23/10...\$15.00
<https://doi.org/10.1145/3581783.3612214>

1 INTRODUCTION

Referring Expressions (REs) are unambiguous language descriptions of objects in visual scenes. They are the bridges connecting language and the physical world, where Referring Expression Generation (REG) aims to generate unambiguous referring expressions for target objects, and Referring Expression Comprehension (REC) is to locate target objects referred by REs. They are essential for many multimodal tasks, and have attracted significant attention from computer vision (CV) and natural language processing (NLP) communities.

Mao et al.[18] proposed the first end-to-end neural REG model for natural visual scenes and used Maximum Mutual Information (MMI) training loss to enhance the non-ambiguity of generated RE. Subsequent work has mainly focused on extracting more helpful information from the targets [15, 16, 30] and their contexts [8, 11, 24]. These work has greatly contributed to the development of REG. Nevertheless, they all built REG models independently by only using the REs as ground truth to train the model, without considering that a good RE could be used for locating the referred object correctly by a REC model (i.e., REs generated by the REG model can be fed to a REC model.). The REC model evaluates the REs, and returns information to the REG model for improving the RE. It forms an interaction between the REG and the REC agent.

Recently, some work jointly trained REG and REC models with shared parameters [21, 31, 32] for promoting each other. However, essentially, there are no interactions between the REC and REG models. The REG model generates REs without any feedback from the REC model. Li et al. [9] proposed a dialogue based REG model Referwhat. The REG model can utilize the feedback from a REC simulator to add more descriptions for referred objects. But the REC simulator in their work is built by REs rather than a real REC model using both REs and visual information. The REC simulator can only tell the REG model if the generated RE is the same as the ground truth, while a REC model can provide more information. For example, in Figure 1, the REG model first generates “Boy in white shirt”. After receiving the RE generated by the REG model, the REC simulator can only respond with a signal about whether the object can be located. In contrast, the REC model could return not only the signal, but also a region located by the RE, which could be used by the REG model to add new descriptions through comparing the differences between the located region and target objects, such as

"orange" in this example, while the REC simulator in Referwhat [9] can not do this.

This paper therefore proposes an Interactive REG (IREG) model which can explicitly interact with a real REC model, and gradually modify REs by utilizing both the signals of whether the object is located and the visual region located by the REC model. A state-of-the-art (SOTA) REC model OFA [25] is used as the REC model in the paper. The IREG model is initialized with multimodal pre-trained model VLT5 [3] parameters. A three-stages process is employed to train the IREG. The first stage is fine-tuning for the REG task by using existing RE datasets. It is supervised learning using REs as supervised signals without any interaction with the REC model. The second stage is reinforcement learning. It helps IREG make use of the visual information from the REC model by using the output Intersection-over-Union (IoU) of the model as a part of the rewards. In the third stage, the IREG is trained to update the RE when the REC model fails to locate the correct object. For this goal, we propose a new refine training task and a dataset for the task. With the capability of updating the RE with the feedback from the REC model, our IREG can conduct multi-round interaction inference. Experimental results on three RE benchmark datasets, RefCOCO, RefCOCO+ (Yu et al.[30]), and RefCOCOg (Mao et al.[18]) show our IREG model significantly outperforms previous SOTA methods on popular evaluation metrics. A human evaluation further shows that IREG generates better REs with the ability of interaction.

To summarize, our main contributions are as follows: (1) We propose an IREG model. It is the first REG model that can explicitly interact with a REC model, make use of both the signal and visual information from the REC model. (2) We propose a three-stages process to train our IREG model which can update REs by utilizing feedback from the REC model. (3) Experimental results on RefCOCO, RefCOCO+ and RefCOCOg show that our approach outperforms previous SOTA methods by a large margin.

2 RELATED WORK

2.1 Referring Expression

Referring expression has been studied in linguistics and natural language processing for many years. There is a pair of dual tasks on referring expression, referring expression comprehension (REC) and referring expression generation (REG).

Previous methods of REC can be divided into two types, including two-stage methods and one-stage methods. Given an image and a referring expression, Two-stages methods [1, 4, 14, 29] first generate a set of proposal candidate regions, which are usually extracted by a pre-trained object detector. In the second stage, the models calculate the matching score between candidate regions and referring expression and then select the region with the highest matching score. Compared with two-stage approaches, one-stage methods[22, 27, 28] can reach the goal of real-time processing and achieve superior grounding accuracy. Recently, multi-modal pre-trained models [3, 25] achieved pretty well results in one-stage way.

Early REG work was mainly done on small datasets. In 2014, Kazemzadeh et al.[7] introduced the first large-scale dataset RefCLEF. The authors further collected RefCOCO and RefCOCO+ datasets on MSCOCO images[30]. In addition, Mao et al.[18] also

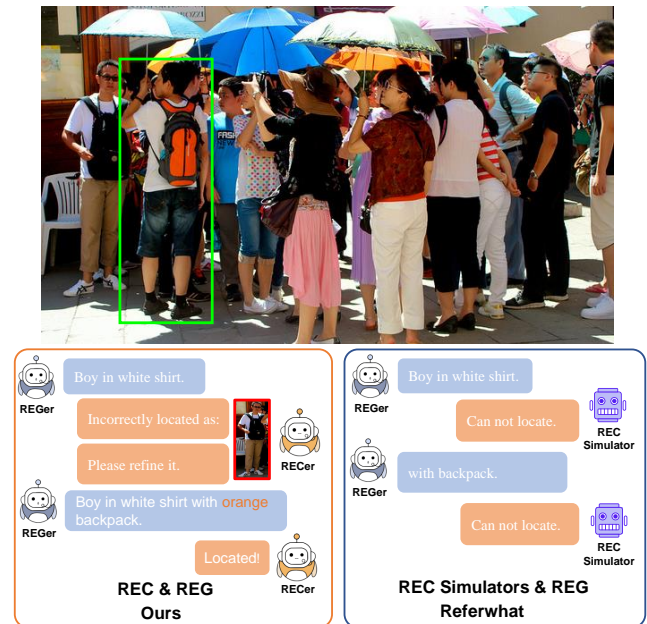


Figure 1: REC model vs. REC simulator in Referwhat[9]. The target object is in green bounding box. A real REC model returns additional visual feedback(red bounding box), helps the REG model to add more descriptions, such as "orange".

collected RefCOCOg using MSCOCO images and introduced the first end-to-end deep neural network for REG. After that, some works focus[8, 12, 24, 30] on extracting more useful visual context to generate unambiguous RE. Liu et al.[16] designed an additional module to incorporate attribution into the generation model.

There are few methods that perform both generation and comprehension tasks. Yu et al.[31] first proposed a joint framework to train REG and REC together. Recently, some works have focused on joint learning REG and REC with parameter sharing[21, 32]. However, these works still fail to build an explicit interactive framework. Li et al.[9] first tried to make REG incrementally generate RE by explicitly interacting with a rule-based REC simulator under the dialog framework. In contrast, we first propose an explicit interactive framework including Interactive REG and real REC.

2.2 Vision-Language Pre-training

To improve models' perception of text and image and help them establish connections between multimodal information, kinds of visual language pretraining models are designed. ViLBERT [17] and UNITER [2] propose to consider the raw output of the detector, a distribution of object classes, as soft labels and optimize the KL-divergence between two distributions. LEXMERT [23] and UNIMO [10] propose Masked Region Feature Regression (MRFR) regresses the masked region feature to its corresponding original region feature, where represents images as a sequence of region features by Faster R-CNN [20]. Furthermore, SOHO [5] is designed to avoid information leakage from neighbor features when images are converted into grid features or patch features.

Recently, CLIP [19] and ALIGN [6] leverage large-scale image-text pairs to learn transferable visual representations and exhibit surprising zero-shot transfer to image classification tasks. VLT5 [3] and OFA [25] introduce downstream tasks, like visual grounding and grounded caption, into pretraining tasks to narrow the gap between pretraining and fine-tuning. Considering good performance of these two vision-language pretrained models, we build REG based on VLT5 [3] and utilize OFA [25] as REC in our framework.

3 PROPOSED METHOD

As shown in Figure 2, We propose a REG-REC interaction framework including a REC agent and an Interactive REG (IREG) model.

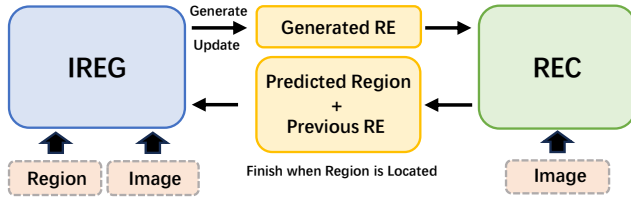


Figure 2: Multi-round Interaction Framework

REC Agent. Unlike the previous method (e.g., Referwhat[9]), we use a REC model instead of a REC simulator in our interaction framework. The REC agent takes the RE generated by the IREG model as the input and outputs prediction region bounding box, which is more useful feedback information. The prediction region bounding box will be used in section 3.2.2 to calculate reward, in section 3.2.3 to help collect Interactive History RE dataset and in section 3.3 as visual feedback to conduct multi-round interactive inference.

Interactive REG. In our interaction framework, the IREG model can continuously update RE conditioning on the feedback of REC and previous generated RE. We first introduce our REG model architecture in section 3.1. Then, we propose a three-stages training strategy to train our IREG. First, we conduct supervised training by using Maximum Mutual Information (MMI)[18] loss in section 3.2.1. Then, we do reinforcement training by our proposed novel reward in section 3.2.2. Finally, we train our IREG based on Reinforced REG in section 3.2.3.

3.1 Model Architecture

Due to the emergency of the multi-modal pretrained model, we can utilize the basic knowledge learned by multi-modal pretrained model to help downstream tasks. Therefore, in this paper, We construct our REC and REG model based on the multi-modal pretrained model.

3.1.1 REC Model Architecture.

The backbone model of REC is OFA [25], which is an encoder-decoder transformer based single-stream vision language pre-trained model. We directly adopt it to conduct REC task by using task instruction “visual grounding”. We suggest readers to check OFA [25] for more details of our backbone models. In this paper, we focus more on building an IREG model to interact with the REC model,

so we only use REC for inference and freeze its parameter. We call the OFA REC as RECer in the rest part of this paper.

3.1.2 REG Model Architecture.

The backbone model of REG is a vision and language transformer architecture with a bidirectional multimodal encoder and auto-regressive text decoder. The bidirectional multimodal encoder is a stack of transformer blocks consisting of a self-attention layer and a fully-connected layer with residual connections. The auto-regressive text decoder is another stack of transformer blocks similar to the multimodal encoder, where each block has an additional cross-attention layer.

Visual Embedding. We represent an input image I by $n = 36$ object regions extracted from Faster R-CNN[20]. As shown in Figure 3(a), each object region feature $e_i^v (i \in [0, 35])$ is the sum of: (i) RoI (Region of Interest) object features; (ii) RoI bounding box coordinates; (iii) Region ID which is textual embedding of visual sentinel token. The target object region R is encoded to e_{36}^v and put in the last position. We denote the final visual embedding as $e^v = \{e_0^v, \dots, e_{35}^v\} + \{e_{36}^v\}$.

Textual Embedding. Following the recent popular technique[3, 25], We add a instruction “caption region: < vis_36 >” to specify the REG task and target object, which is then tokenized to $p = \{p_1, \dots, p_{|p|}\}$ and encoded as learned embedding $e^p = \{e_1^p, \dots, e_{|p|}^p\}$. In particular, the visual sentinel tokens $\{< vis_1 >, \dots, < vis_n >\}$ will be added to the vocabulary as a special token, and will not be split during tokenization, in order to be used to indicate a specific object. The region id in object region visual embedding is represented by textual embedding of visual sentinel tokens.

As shown in Figure 3(a), the encoder takes the concatenation of textual embedding and visual embedding as input and outputs their contextualized joint presentation:

$$h = \{h_1^p, \dots, h_{|p|}^p, h_1^v, \dots, h_{37}^v\} = Enc(e^p, e^v) \quad (1)$$

Then the decoder predicts the probability of future text tokens $P_\theta(y_j | y_{<j}, p, v) = Dec(y_{<j}, h)$ in an auto-regressive way.

3.2 Model Training

The model is trained in a three-stages process. The first stage is supervised training, REs are used as supervised signals without interaction with the REC model. Existing RE datasets are used for the first stage training. The second stage is reinforcement learning. Visual information (Intersection-over-Union(IoU)) from the REC model is used as a part of the reward signal. The third stage is for building the capability of interaction between the IREG model and the REC model. The IREG model is trained to update the RE when it receives both the RE generated in last round and the visual location information from the REC model. A dataset for the training is also built. We give the details of the three-stages one by one.

3.2.1 Supervised Training.

Base on the model architecture described in section 3.1.2, we conduct supervised training by the RE datasets. Our training data consists of observed triplets (I, R, T) , where I is an image, R represents an object region in I , and T denotes a referring expression for R . Then we minimize the negative log probability of the referring

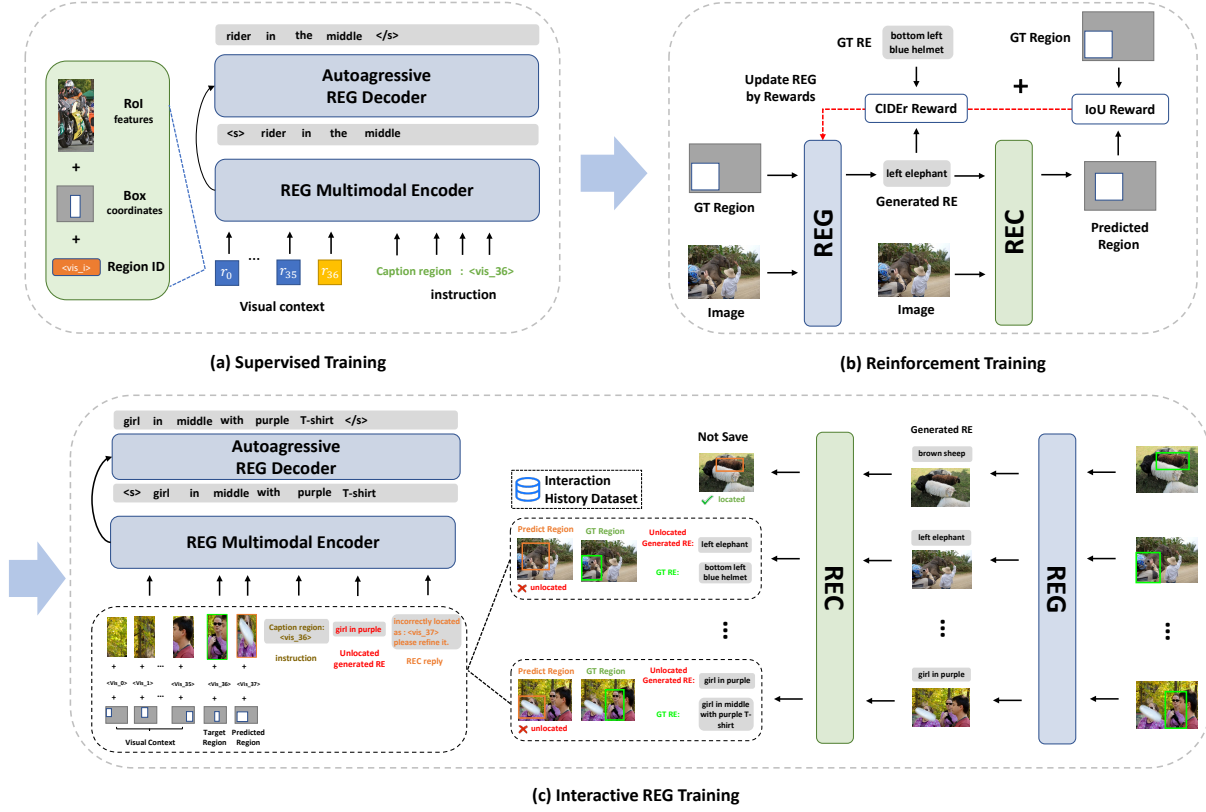


Figure 3: An illustration of Three-stage training strategy: (a)->(b)->(c). (a) illustrates the REG task. (b) is reinforcement training using CIDEr and Rec reward. Data collection in the right part of (c) mimics REG and REC interaction to gather Interaction History Data. The left part of (c) illustrates the Refiner task. All REG models share the same architecture.

expressions given the region and image:

$$J(\theta) = - \sum_{n=1}^N \log p(T_n | R_n, I_n, \theta) \quad (2)$$

where θ represents model parameters of the Transformer encoder and decoder, and N is the number of data samples in the training set. Furthermore, we follow Mao et al.[18] to calculate MMI loss to train our model:

$$J_1^s(\theta) = - \sum_{n=1}^N \{ \log p(S_n | R_n, I_n, \theta) - \lambda \max(0, M - \log p(S_n | R_n, I_n, \theta) + \log p(S_n | R'_n, I_n, \theta)) \} \quad (3)$$

where R' is another region in I with the same class of R . In subsequent sections, we build the following REG model from the MMI REG base model.

3.2.2 Reinforcement Training.

Previous works[9, 24, 31] adopt CIDEr reward to conduct reinforcement learning, which can significantly improve the model performance on automatic metrics. To mitigate the challenges associated with interactive learning, we design a novel reward that leverages RECer to incentivize the REG model to generate REs that are more easily locatable.

As shown in Figure 3(b), given $\{I, R, T\}$, we use the MMI REG base model to generate RE $T_{generate}$. Then we input I and $T_{generate}$ into RECer to get predicted $R_{predict}$, calculating the IoU between R and $R_{predict}$ as reward. The formulation is shown in the following:

$$Rec_reward = IoU(BBox(R), BBox(R_{predict})) \quad (4)$$

where $BBox(\cdot)$ means the bounding box of object region. We note that only using Rec_reward will suffer heavy language drift in section 4.4, so we combine the CIDEr reward and Rec reward as our final reward. The formulation is shown below:

$$Reward = Rec_reward + \beta CIDEr(T, T_{generate}) \quad (5)$$

where $CIDEr(\cdot)$ means calculating the CIDEr score between T and $T_{generate}$. Finally, we use this reward to train our Reinforced REG model by REINFORCE algorithm[26]. The training loss is shown below:

$$\nabla_{\theta} J^r = E_{p(T)} [Reward \cdot \nabla_{\theta} \log p(T; \theta)] \quad (6)$$

During the reinforcement learning training process, the newly proposed REC reward incentivizes the REG to generate REs that are easily locatable, while the CIDEr reward maintains the fluency of the language. After reinforcement learning training, the resulting model is referred to as the Reinforced REG model, which is capable of generating REs that are both fluent and unambiguous. This model

serves as a solid foundation for training IREG. Therefore, we further train the IREG model based on the Reinforced REG model and fully use the feedback from REC.

3.2.3 Interactive REG Training.

In order to make REG have the ability to update REs using previous imperfect generated REs and visual information from REC feedback. As shown in Figure 3(c), We design a new refiner training task. In addition, we collect a new Interactive History RE dataset to support the refiner training task.

Refiner Training Task. As shown in the left part of Figure 3(c), We extend the instruction from only “caption region: < vis_36 >” in supervised learning to “caption region: < vis_36 > + $T_{generate}$ + incorrectly located as: < vis_37 > + Please refine it.” We also add the region feature of $R_{predict}$ into e^v . That means $e^v = \{e_{36}^v, \dots, e_{35}^v\} + \{e_{36}^v\} + \{e_{37}^v\}$, e_{37}^v is the region feature of $R_{predict}$. The training loss can be formalized as follows:

$$J_2^s(\theta) = - \sum_{i=1}^M \log p(T_i | R_i, I_i, R_{predict}^i, T_{generate}^i, \theta) \quad (7)$$

We refer to Equation 7 as refiner loss, which encourages REG model to generate a better RE conditioning on generated RE $T_{generate}$ and $R_{predict}$. This means that model can learn to refine a bad generated RE by using refiner loss. However, if only this loss is used, the model’s original ability to generate REs will be compromised. To address this issue, we employed the Round Robin training strategy for multitask training[3], which involves simultaneously training the REG and refiner task. After interactive training, we obtain an IREG model that can generate and modify REs. As a result, we can utilize IREG to do multi-rounds interactive inference in section 3.3.

Interaction History Data Collection. To support the refiner training task, we mimic the interactive process between REG and REC to collect Interaction History Data, which is illustrated in the right part of Figure 3(c). Given image I and its corresponding target region R , we employ our Reinforced REG model to generate RE $T_{generate}$. Then, we use RECer to obtain the predicted region $R_{predict}$, followed by calculating the IoU between R and $R_{predict}$. If the IoU exceeds 0.5, the localization is considered successful, otherwise it fails. We collect the failed locating data $T_{generate}$ and $R_{predict}$, and combine this data with Ground Truth RE dataset $\{I^i, R^i, T^i\}$. By doing so, we finally obtain the Interaction History RE dataset $\{I^i, R^i, T^i, R_{predict}^i, T_{generate}^i\}$, where $i \in M$, M is the total number of collected data.

3.3 Multi-round Interaction Inference

Once the three training stages are completed, the IREG model can be utilized to engage in multi-round interactions with the REC model.

To illustrate the inference process more clearly, we show it in Algorithm 1. Let $MAX_ROUND = n$ and give image I and region R . When $n = 0$, we generate initial RE by the following equation:

$$T_0' = \operatorname{argmax}_{\theta_{Reinforced\ REG}} P(T_0 | I, R) \quad (8)$$

where the θ_{IREG} means the parameter of Reinforced REG model. When the current round t less than n , we utilize RECer to obtain predicted region $R_{predict}$. We then calculate IoU between R and

Algorithm 1 Multi-Rounds Interactive Inference Algorithm

Input: I, R

Output: Referring Expression T

- 1: Init $T_0' = \text{Reinforced REG}(I, R)$
 - 2: Let $MAX_ROUND = n, Cur_ROUND\ t = 0$.
 - 3: **while** $0 < t < n$ **do**
 - 4: Get the predict region:
 $R_{predict}^{t-1} = \text{RECer}(I, T_{t-1}')$
 - 5: Calculating the IoU between R and $R_{predict}^{t-1}$:
 $Score = \text{IoU}(R, R_{predict}^{t-1})$
 - 6: **if** $Score > 0.5$ **then**
 - 7: **return** T_{t-1}'
 - 8: **else**
 - 9: Refine RE:
 $T_t' = \text{IREG}(I, R, R_{predict}^{t-1}, T_{t-1}')$
 - 10: **end if**
 - 11: **end while**
 - 12: **return** T_{n-1}'
-

$R_{predict}$. If the IoU is greater than 0.5, T_{t-1}' is returned. Otherwise, IREG is utilized to refine the generated RE in the First Order Markov Chain way like the following equation:

$$T_t' = \operatorname{argmax}_{\theta_{IREG}} P(T_t | I, R, R_{predict}^{t-1}, T_{t-1}', \dots, T_0') \quad (9)$$

$$= \operatorname{argmax}_{\theta_{IREG}} P(T_t | I, R, R_{predict}^{t-1}, T_{t-1}') \quad (10)$$

If no successful localization is achieved by RECer at time step n , the result from the final iteration T_{n-1}' is returned.

4 EXPERIMENTS

4.1 Datasets and Metrics

Datasets. We conduct experiments on three widely-used benchmark datasets: RefCOCO, RefCOCO+ [30] and RefCOCOg [18], which are all collected on MSCOCO images[13]. RefCOCO contains 142,209 reference expressions for 50,000 objects on 19,994 images, and RefCOCO+ consists of 141,564 descriptions for 50,000 objects on 19,992 images, while RefCOCOg contains 54,822 objects on 26,711 images with 104,560 expressions. RefCOCO and RefCOCO+ were collected in an interactive setting, where annotators aimed to complete tasks quickly, resulting in concise REs. In addition, RefCOCO+ prohibited the use of directional words during data collection, making it more focused on appearance-based descriptions, e.g., “the man in the yellow polka-dotted shirt” rather than “the second man from the left”, and thus more challenging. In contrast, RefCOCOg was collected in a non-interactive setting, resulting in REs that are more elaborate.

Interaction History Data. As described in section 3.2.3, we mimic the interactive process between REG and REC to collect Interaction History Data. We utilize the RECer to filter the REs generated by Reinforced REG, and combine the unsuccessful located REs with original dataset to create a new dataset. The proportion of unsuccessfully located REs in the RefCOCO, RefCOCO+, and RefCOCOg datasets are 22%, 46%, and 39%, respectively. This distribution aligns with the difficulty of the datasets, where RefCOCO+ is

Table 1: Experimental results of different models on three data sets. Our IREG model significantly outperforms all existing models on all metrics.(The results of the second-best model are marked with underline.)

Method	RefCOCO				RefCOCO+				RefCOCog	
	testA		testB		testA		testB		val	
	Meteor	CIDEr	Meteor	CIDEr	Meteor	CIDEr	Meteor	CIDEr	Meteor	CIDEr
Visdif[30]	0.185	-	0.247	-	0.142	-	0.135	-	0.145	-
SLR[31]	0.296	0.775	0.340	1.320	0.213	0.520	0.215	0.735	0.159	0.662
Attr[16]	0.312	0.802	0.332	1.301	0.236	0.585	0.206	0.692	0.163	0.645
PFOS[21]	0.303	0.877	0.330	1.333	0.253	0.722	0.210	0.758	0.156	0.749
EU[24]	0.313	0.837	0.341	1.329	0.242	0.664	0.228	0.787	0.170	0.777
CoNAN[8]	<u>0.330</u>	<u>0.915</u>	0.354	1.410	<u>0.288</u>	<u>0.761</u>	<u>0.250</u>	0.876	<u>0.183</u>	<u>0.910</u>
ReferWhat[9]	0.326	0.914	<u>0.366</u>	<u>1.473</u>	0.258	0.684	0.247	<u>0.895</u>	-	-
IREG	0.349	1.054	0.373	1.541	0.308	0.898	0.264	0.970	0.194	1.012

Table 2: Ablation study on different combinations of all rewards and interactive training.

Method	RefCOCO+					
	testA			testB		
	Meteor	CIDEr	Acc	Meteor	CIDEr	Acc
MMI	0.287	0.838	0.768	0.241	0.857	0.558
w/ Rec	0.214	0.552	0.802	0.221	0.745	0.613
Reward w/ CIDEr	0.299	0.877	0.763	0.253	0.948	0.552
w/ CIDEr+Rec	0.302	0.881	0.782	0.259	0.955	0.586
Refiner w/ Refiner	0.290	0.846	0.839	0.243	0.861	0.668
All w/ CIDEr+Rec+Refiner	0.308	0.898	0.851	0.264	0.970	0.675

the most challenging due to the limitation on directional words, followed by RefCOCog, which has longer sentences, while RefCOCO is the easiest.

Metrics. We adopt two widely-used automatic metrics, CIDEr and Meteor, to evaluate the performance of REG. In order to further evaluate our method, we propose a new metric named REC Accuracy. Specifically, we get the predicted region from RECer $R_{predict}$ by taking the generated RE $T_{generate}$ as input. Then, we compute the IoU of the $R_{predict}$ and ground truth object R . If the IoU score exceeds 0.5, we consider the generated RE can be located correctly. Dividing the number of samples with correctly located RE by the total number of samples can obtain the REC Accuracy score.

4.2 Implementation Details

We initialized the RECer with the OFA-base checkpoint, which contains 180M parameters, and froze the parameters of OFA. The REG model was initialized with VLT5 pretrained checkpoint, which contains 220M parameters. We implemented our method using Pytorch and conducted all experiments on 4 NVIDIA A40 GPUs with 48G memory. In the supervised learning, we trained our REG base model starting from the VLT5 pre-trained checkpoint with a learning rate of $5e-5$ and a warm-up ratio of 0.1 for 30 epochs. For reinforcement learning, the Reinforced REG model was fine-tuned from the REG base model with a learning rate of $5e-06$ and a warm-up ratio for 5 epochs. We used the same learning rate of $5e-06$ in the IREG model to train for 20 epochs based on Reinforced

REG. During inference, we used a beam size of 5 for beam search decoding. The β in section 3.2.2 is set to 0.5, and MAX_ROUND in section 3.3 is 5.

4.3 Main Results

In this section, we compare our IREG model with several baselines and SOTA models of REG. (1) Visdif [30] incorporates better visual context by utilizing visual difference features into referring model. (2) SLR [31] proposes the speaker-listener-reinforcer framework. (3) Attr [16] designs an additional attribute module and incorporates it into the generation model. (4) PFOS [21] proposes a REG-REC joint training framework by parameter sharing. (5) EU[24] extends the SLR with a well-designed attention mechanism. (6) CoNAN [8] introduces an attentional ranking module to obtain complementary neighbor features. (7) Referwhat [9] designs a REG model that can generate RE incrementally under the framework of dialog.

Table 1 shows that our IREG model significantly outperforms all existing models on all metrics. In terms of CIDEr, IREG achieves 1.054/1.541 on RefCOCO testA/testB set, 0.898/0.970 on RefCOCO+ testA/testB set, and 1.012 on RefCOCog val set. Specifically, IREG exhibits the most significant advancement on RefCOCO+, with CIDEr lift rate of 18 % and 8.4 % on testA and testB respectively, compared to the second-best performing model. RefCOCO+ represents the most challenging dataset, as it precludes the use of positional language, meaning that the model must identify the most salient attributes of the object of interest to generate clear and unambiguous referring expressions, instead of relying on positional language (e.g., "in the left, in the middle"). Under such circumstances, interaction with REC can be immensely beneficial, which explains why IREG exhibits the most significant improvement on RefCOCO+.

4.4 Ablation Studies

Table 2 shows the results of our ablation experiments, where MMI refers to the base REG model trained with MMI loss, Rec and CIDEr refer to two types of rewards, and Refiner refers to the model trained with refiner loss in Equation 7. We design the ablation experiments from two aspects. First, we study the impact of different rewards on the Reinforced REG model. Second, we validate the effectiveness of interactive training.

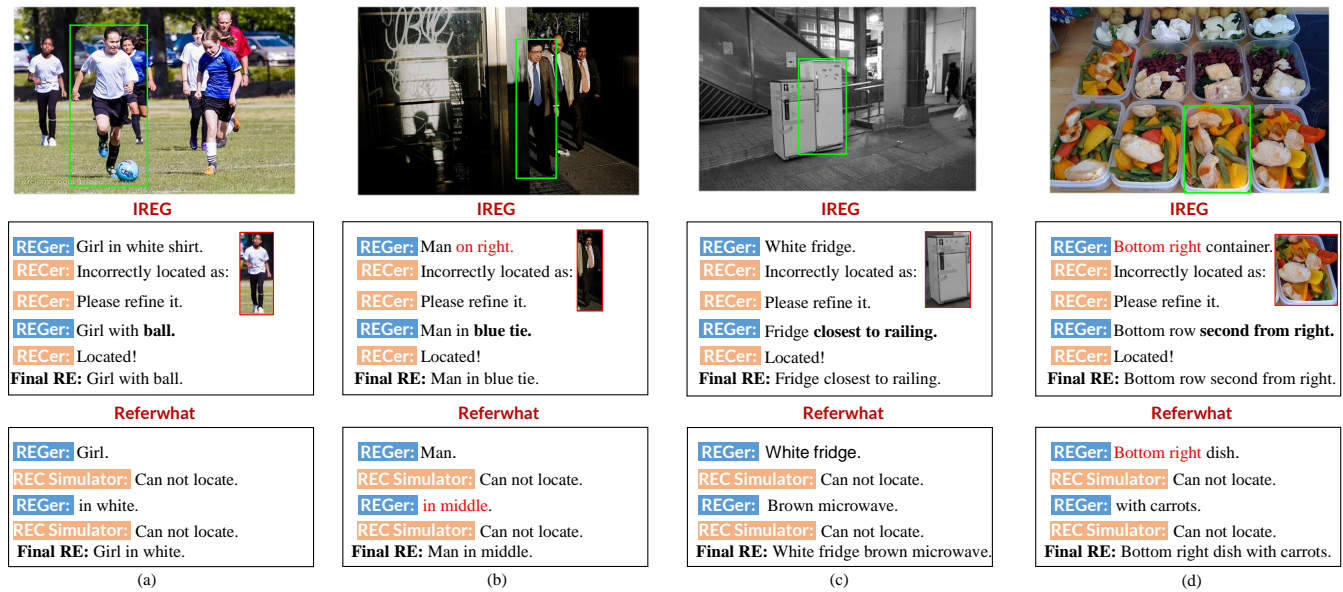


Figure 4: Comparison of the generation results between IREG and Referwhat. The target object is highlighted by a green bounding box. The object highlighted by a red bounding box in IREG is the incorrectly localized object by the RECer. Compared to Referwhat, IREG can utilize visual feedback to supplement key differentiating features or correct generated errors.

Rewards Comparing MMI and MMI with Rec reward, we observed a significant improvement in REC Accuracy with the latter, but a decrease in CIDEr. This suggests that using only the Rec reward may result in REs preferred by the REC model but with significant language drift. To address this, we combined the Rec reward, responsible for improving non-ambiguity, with the CIDEr reward to maintain language coherence. The results of the combined reward (MMI with CIDEr + Rec) show improvements in both REC Accuracy and CIDEr compared to MMI.

In addition, we conducted an experiment using only the CIDEr reward (MMI + CIDEr). Comparing it with MMI + CIDEr + Rec, we observed that the Rec reward not only improves REC Accuracy, but also slightly enhances CIDEr. This finding indicates that the CIDEr and Rec rewards complement each other. Our newly proposed REC reward encourages the generation of REs that are easier to locate and closer to ground truth.

Refiner We perform interactive training using the Refiner loss (Equation 7) based on the MMI checkpoint. Comparing the MMI and MMI with Refiner, we can observe that training with Refiner loss significantly improves the REC Accuracy while slightly enhancing CIDEr. This indicates that the REG model trained with Refiner loss can generate REs that are easier to locate through multi-round interactions with REC.

Based on the Reinforced REG (MMI with CIDEr + Rec), we also perform interactive training to investigate the correlation between reinforcement learning and interactive learning. The results show that IREG (MMI with CIDEr + Rec + Refiner) achieves higher REC Accuracy than Reinforced REG, demonstrating that interactive learning can further improve the generative quality of reinforcement learning.

4.5 Qualitative analysis

We compare the generation results of our IREG and Referwhat in the section 4.5.1. Then, in the section 4.5.2, we present some examples of successful and unsuccessful modifications made by IREG for case study.

4.5.1 Generated Results compared with Referwhat. We compared the generated results of IREG with Referwhat which is we re-implemented. For the convenience of display, we only show examples of two rounds of dialogue here. More generated results can be found in the supplementary materials.

As shown in Figure 4, REC simulator in Referwhat can only determine the success of the localization based on rule matching, whereas IREG employs a real REC model, which can provide visual feedback of incorrectly localized objects. Therefore, IREG can supplement salient features by comparing the differences between the incorrectly localized object and the target object, such as “ball” in (a), “blue tie” in (b), “closest to the railing” in (c), and “second from right” in (d).

Furthermore, Referwhat can only continually supplement information by breaking down a complete RE into several parts for generation. However, this approach relies on the strong assumption that the previously generated information must be correct. If the previous information is incorrect, Referwhat cannot make any modifications, as shown in (d) where Referwhat generated the incorrect information “Bottom right dish” in the first round but continued to add useless information “with carrots” in the second round. In contrast, IREG can correct its own generated errors, such as removing “on the right” in (b) and changing “Bottom right” to “Bottom row second from right” in (d).




Figure 5: Generated examples of Reinforced REG and IREG. The first line is a correct example modified by IREG, and the second line is an example of failure.

4.5.2 Case study. Figure 5 shows generated examples of Reinforced REG and IREG. The green bounding box points out the target object. To investigate the role of IREG, we selected examples of REs generated by Reinforced REG in the first round that were not successfully located by the RECer. More generated results of Reinforced REG can be found in the supplementary materials.

The first line in Figure 5 is a correct example modified by IREG, as mentioned in the section 4.5.1, IREG can modify errors in previous REs (e.g. “left elephant” → “Baby elephant in the middle” in (a)) or add crucial distinguishing features (e.g. “with sunglasses” in (b)). And the second line is an example of failure modified. Most of the unsuccessful examples come from RefCOCO+, as it limits the use of positional words. In scenes with multiple similar objects (e.g. (c)), not using positional words can greatly increase the difficulty of the task. In such cases, IREG will use clock-based expressions like “at 9 o’clock” as a “cheat”, but the performance remains unsatisfactory. Since the target object lacks distinctive features (e.g. the book in (d)), it is also difficult for humans to identify it without using directional information.

4.6 Human Evaluation

To further evaluate the quality of our generated RE, we follow previous works [16, 21, 30, 31] to conduct human evaluation: *if a human evaluator can successfully locate the target object on the image by given RE, it is regarded as a correct one. Otherwise, the RE is labeled as an incorrect one.* We randomly sample 100 images for each test split. The human evaluation metric is defined as the proportion of correct REs to total sample REs in each dataset:

$$\frac{\# \text{ correct RE}}{\# \text{ total sample REs}} \quad (11)$$

Table 3: Human evaluation on Referring Expression Generation.

Method	RefCOCO		RefCOCO+		Refcog
	Test A	Test B	Test A	Test B	val
visdif[30]	70.01%	76.31%	55.64%	48.04%	-
SLR[31]	76.95%	78.10%	58.85%	58.20%	-
Attr[16]	83%	87%	49%	46%	-
PFOS[21]	87%	84%	55%	53%	61%
Referwhat[9]	89.05%	86.52%	59.62%	56.98%	65.91%
Our Reinforced REG	90.05%	88.52%	62.62%	60.98%	71.91%
Our IREG	92.23%	90.66%	69.33%	65.51%	79.33%

The image with bounding box of the target object and generated RE are displayed to the evaluator to judge whether the target object can be located disambiguously according to the RE. Each test split is distributed to 5 evaluators, and the final result is the average of the 5 evaluators.

We display the human evaluation results in Table 3. We use the reported results of visdif[30], SLR[31], Attr[16], and PFOS[21] in their respective papers, while the results for Referwhat were re-evaluated after our re-implement. The performance of our Reinforced REG has surpassed all previous work. Moreover, our IREG achieve the higher accuracy of human evaluation. Compared with Reinforced REG, IREG exhibits significant improvement on RefCOCO+ and RefCOCOg, which suggests that the interaction process is more advantageous on more challenging dataset.

5 CONCLUSION AND FUTURE WORK

In this paper, we propose the first Interactive REG (IREG) model, which can explicitly interact with a real REC model. Specifically, we design a three-stages training strategy to train our IREG, including supervised training, reinforcement training, and interactive training. Our IREG could update REs gradually by utilizing feedback from the REC. The experiment on RefCOCO, RefCOCO+ and RefCOCOg shows that our IREG significantly outperforms previous SOTA methods. We conduct human evaluation to further evaluate our method. And the improvement in human evaluation is highly consistent with our experiment.

In the future, we plan to improve REC to a higher level that can ask questions, not just be responsible for locating the target object. In this way, REG can supplement information more accurately according to the questions raised by REC. Additionally, we can also leverage ChatGPT to optimize our data collection process. More powerful multimodal pre-training models will also be considered.

6 ACKNOWLEDGEMENTS

The work was supported by the National Natural Science Foundation of China (NSFC62076032). We would like to thank Duo Zheng for the helpful discussions and suggestions. We also thank anonymous reviewers for their suggestions and comments.

REFERENCES

- [1] Long Chen, Wenbo Ma, Jun Xiao, Hanwang Zhang, and Shih-Fu Chang. 2021. Ref-NMS: Breaking Proposal Bottlenecks in Two-Stage Referring Expression Grounding. *Proceedings of the AAAI Conference on Artificial Intelligence* 35, 2 (May 2021), 1036–1044. <https://doi.org/10.1609/aaai.v35i2.16188>
- [2] Yen-Chun Chen, Linjie Li, Licheng Yu, Ahmed El Kholy, Faisal Ahmed, Zhe Gan, Yu Cheng, and Jingjing Liu. 2020. Uniter: Universal image-text representation learning. In *Proceedings of the European conference on computer vision (ECCV)*. Springer, 104–120.
- [3] Jaemin Cho, Jie Lei, Hao Tan, and Mohit Bansal. 2021. Unifying vision-and-language tasks via text generation. In *International Conference on Machine Learning*. PMLR, 1931–1942.
- [4] Richang Hong, Daqing Liu, Xiaoyu Mo, Xiangnan He, and Hanwang Zhang. 2022. Learning to Compose and Reason with Language Tree Structures for Visual Grounding. *IEEE Transactions on Pattern Analysis and Machine Intelligence* 44, 2 (2022), 684–696. <https://doi.org/10.1109/TPAMI.2019.2911066>
- [5] Zhicheng Huang, Zhaoyang Zeng, Yupan Huang, Bei Liu, Dongmei Fu, and Jianlong Fu. 2021. Seeing out of the box: End-to-end pre-training for vision-language representation learning. In *Proceedings of the IEEE/CVF Conference on Computer Vision and Pattern Recognition (CVPR)*.
- [6] Chao Jia, Yinfei Yang, Ye Xia, Yi-Ting Chen, Zarana Parekh, Hieu Pham, Quoc Le, Yun-Hsuan Sung, Zhen Li, and Tom Duerig. 2021. Scaling up visual and vision-language representation learning with noisy text supervision. In *Proceedings of the International Conference on Machine Learning (ICML)*.
- [7] Sahar Kazemzadeh, Vicente Ordonez, Mark Matten, and Tamara Berg. 2014. Referitgame: Referring to objects in photographs of natural scenes. In *Proceedings of the 2014 conference on empirical methods in natural language processing (EMNLP)*. 787–798.
- [8] Jungjun Kim, Hanbin Ko, and Jialin Wu. 2020. CoNAN: A Complementary Neighboring-based Attention Network for Referring Expression Generation. In *Proceedings of the 28th International Conference on Computational Linguistics*. 1952–1962.
- [9] Lingxuan Li, Yihong Zhao, Zhaorui Zhang, Tianrui Niu, Fangxiang Feng, and Xiaojie Wang. 2020. Referring expression generation via visual dialogue. In *Natural Language Processing and Chinese Computing: 9th CCF International Conference, NLPCC 2020, Zhengzhou, China, October 14–18, 2020, Proceedings, Part II 9*. Springer, 28–40.
- [10] Wei Li, Can Gao, Guocheng Niu, Xinyan Xiao, Hao Liu, Jiachen Liu, Hua Wu, and Haifeng Wang. 2021. UNIMO: Towards Unified-Modal Understanding and Generation via Cross-Modal Contrastive Learning. In *Proceedings of the 59th Annual Meeting of the Association for Computational Linguistics (ACL)*.
- [11] Xiangyang Li and Shuqiang Jiang. 2018. Bundled object context for referring expressions. *IEEE Transactions on Multimedia* 20, 10 (2018), 2749–2760.
- [12] Xiangyang Li and Shuqiang Jiang. 2018. Bundled Object Context for Referring Expressions. *IEEE Transactions on Multimedia* 20, 10 (2018), 2749–2760. <https://doi.org/10.1109/TMM.2018.2811621>
- [13] Tsung-Yi Lin, Michael Maire, Serge Belongie, James Hays, Pietro Perona, Deva Ramanan, Piotr Dollár, and C Lawrence Zitnick. 2014. Microsoft coco: Common objects in context. In *Computer Vision—ECCV 2014: 13th European Conference, Zurich, Switzerland, September 6–12, 2014, Proceedings, Part V 13*. Springer, 740–755.
- [14] Daqing Liu, Hanwang Zhang, Zheng-Jun Zha, and Feng Wu. 2019. Learning to Assemble Neural Module Tree Networks for Visual Grounding. In *2019 IEEE/CVF International Conference on Computer Vision (ICCV)*. 4672–4681. <https://doi.org/10.1109/ICCV.2019.00477>
- [15] Jingyu Liu, Liang Wang, and Ming-Hsuan Yang. 2017. Referring expression generation and comprehension via attributes. In *Proceedings of the IEEE International Conference on Computer Vision*. 4856–4864.
- [16] Jingyu Liu, Wei Wang, Liang Wang, and Ming-Hsuan Yang. 2020. Attribute-guided attention for referring expression generation and comprehension. *IEEE Transactions on Image Processing* 29 (2020), 5244–5258.
- [17] Jiasen Lu, Dhruv Batra, Devi Parikh, and Stefan Lee. 2019. Vilbert: Pretraining task-agnostic visiolinguistic representations for vision-and-language tasks. In *Proceedings of the Advances in neural information processing systems (NIPS)*.
- [18] Junhua Mao, Jonathan Huang, Alexander Toshev, Oana Camburu, Alan L. Yuille, and Kevin Murphy. 2016. Generation and Comprehension of Unambiguous Object Descriptions. In *Proceedings of the IEEE Conference on Computer Vision and Pattern Recognition (CVPR)*.
- [19] Alec Radford, Jong Wook Kim, Chris Hallacy, Aditya Ramesh, Gabriel Goh, Sandhini Agarwal, Girish Sastry, Amanda Askell, Pamela Mishkin, Jack Clark, et al. 2021. Learning transferable visual models from natural language supervision. In *Proceedings of the International Conference on Machine Learning (ICML)*.
- [20] Shaoqing Ren, Kaiming He, Ross Girshick, and Jian Sun. 2015. Faster r-cnn: Towards real-time object detection with region proposal networks. *Advances in neural information processing systems* 28 (2015).
- [21] Mengyang Sun, Wei Suo, Peng Wang, Yanning Zhang, and Qi Wu. 2022. A proposal-free one-stage framework for referring expression comprehension and generation via dense cross-attention. *IEEE Transactions on Multimedia* (2022).
- [22] Mingjie Sun, Jimin Xiao, and Eng Gee Lim. 2021. Iterative Shrinking for Referring Expression Grounding Using Deep Reinforcement Learning. In *2021 IEEE/CVF Conference on Computer Vision and Pattern Recognition (CVPR)*. 14055–14064. <https://doi.org/10.1109/CVPR46437.2021.01384>
- [23] Hao Tan and Mohit Bansal. 2019. LXMERT: Learning Cross-Modality Encoder Representations from Transformers. In *Proceedings of the 2019 Conference on Empirical Methods in Natural Language Processing and the 9th International Joint Conference on Natural Language Processing (EMNLP-IJCNLP)*.
- [24] Mikihiro Tanaka, Takayuki Itamochi, Kenichi Narioka, Ikuro Sato, Yoshitaka Ushiku, and Tatsuya Harada. 2019. Generating easy-to-understand referring expressions for target identifications. In *Proceedings of the IEEE/CVF International Conference on Computer Vision*. 5794–5803.
- [25] Peng Wang, An Yang, Rui Men, Junyang Lin, Shuai Bai, Zhikang Li, Jianxin Ma, Chang Zhou, Jingren Zhou, and Hongxia Yang. 2022. Ofa: Unifying architectures, tasks, and modalities through a simple sequence-to-sequence learning framework. In *International Conference on Machine Learning*. PMLR, 23318–23340.
- [26] Ronald J Williams. 1992. Simple statistical gradient-following algorithms for connectionist reinforcement learning. *Reinforcement learning* (1992), 5–32.
- [27] Zhengyuan Yang, Tianlang Chen, Liwei Wang, and Jiebo Luo. 2020. Improving One-Stage Visual Grounding by Recursive Sub-query Construction. In *Computer Vision – ECCV 2020*, Andrea Vedaldi, Horst Bischof, Thomas Brox, and Jan-Michael Frahm (Eds.). Springer International Publishing, Cham, 387–404.
- [28] Zhengyuan Yang, Boqing Gong, Liwei Wang, Wenbing Huang, Dong Yu, and Jiebo Luo. 2019. A Fast and Accurate One-Stage Approach to Visual Grounding. In *2019 IEEE/CVF International Conference on Computer Vision (ICCV)*. 4682–4692. <https://doi.org/10.1109/ICCV.2019.00478>
- [29] Licheng Yu, Zhe Lin, Xiaohui Shen, Jimei Yang, Xin Lu, Mohit Bansal, and Tamara L. Berg. 2018. MAttNet: Modular Attention Network for Referring Expression Comprehension. In *2018 IEEE/CVF Conference on Computer Vision and Pattern Recognition*. 1307–1315. <https://doi.org/10.1109/CVPR.2018.00142>
- [30] Licheng Yu, Patrick Poirson, Shan Yang, Alexander C Berg, and Tamara L Berg. 2016. Modeling context in referring expressions. In *European Conference on Computer Vision*. Springer, 69–85.
- [31] Licheng Yu, Hao Tan, Mohit Bansal, and Tamara L Berg. 2017. A joint speaker-listener-reinforcer model for referring expressions. In *Proceedings of the IEEE conference on computer vision and pattern recognition*. 7282–7290.
- [32] Duo Zheng, Tao Kong, Ya Jing, Jiaan Wang, and Xiaojie Wang. 2022. Towards Unifying Reference Expression Generation and Comprehension. *arXiv preprint arXiv:2210.13076* (2022).




Figure 6: Generated examples of Reinforced REG.

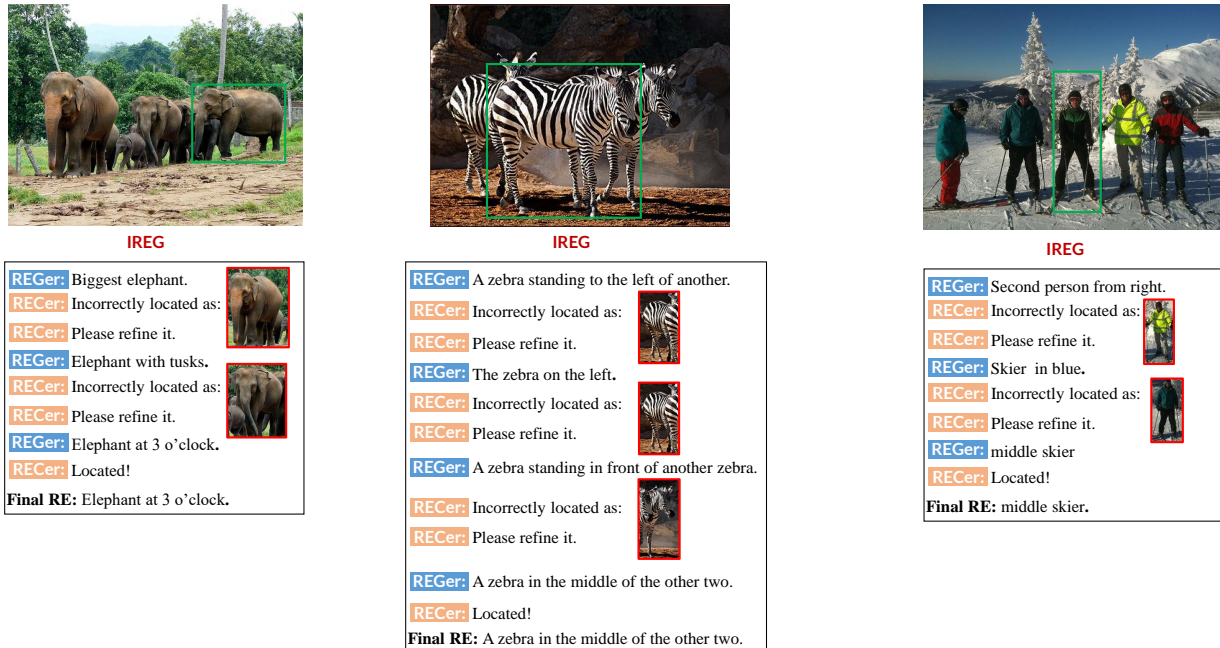


Figure 7: Generated examples of IREG in multi-round.