

# KwaiAgents: Generalized Information-seeking Agent System with Large Language Models

Haojie Pan<sup>1</sup>, Zepeng Zhai<sup>1</sup>, Hao Yuan, Yaojia Lv<sup>2</sup>, Ruiji Fu<sup>1</sup>, Ming Liu<sup>2</sup>,  
Zhongyuan Wang<sup>1</sup>, Bing Qin<sup>2</sup>

<sup>1</sup> Kuaishou Inc. <sup>2</sup> Harbin Institute of Technology

{panhaojie,zhaizepeng03,furuiji,wangzhongyuan}@kuaishou.com

{yuanhaov}@gmail.com, {yjl, mliu, qinb}@ir.hit.edu.cn

## ABSTRACT

Driven by curiosity, humans have continually sought to explore and understand the world around them, leading to the invention of various tools to satiate this inquisitiveness. Despite not having the capacity to process and memorize vast amounts of information in their brains, humans excel in critical thinking, planning, reflection, and harnessing available tools to interact with and interpret the world, enabling them to find answers efficiently. The recent advancements in large language models (LLMs) suggest that machines might also possess the aforementioned human-like capabilities, allowing them to exhibit powerful abilities even with a constrained parameter count. In this paper, we introduce KwaiAgents, a generalized information-seeking agent system based on LLMs. Within KwaiAgents, we propose an agent system that employs LLMs as its cognitive core, which is capable of understanding a user’s query, behavior guidelines, and referencing external documents. The agent can also update and retrieve information from its internal memory, plan and execute actions using a time-aware search-browse toolkit, and ultimately provide a comprehensive response. We further investigate the system’s performance when powered by LLMs less advanced than GPT-4, and introduce the Meta-Agent Tuning (MAT) framework, designed to ensure even an open-sourced 7B or 13B model performs well among many agent systems. We exploit both benchmark and human evaluations to systematically validate these capabilities. Extensive experiments show the superiority of our agent system compared to other autonomous agents and highlight the enhanced generalized agent-abilities of our fine-tuned LLMs. <sup>1</sup>

## ACM Reference Format:

Haojie Pan<sup>1</sup>, Zepeng Zhai<sup>1</sup>, Hao Yuan, Yaojia Lv<sup>2</sup>, Ruiji Fu<sup>1</sup>, Ming Liu<sup>2</sup>, Zhongyuan Wang<sup>1</sup>, Bing Qin<sup>2</sup>. 2024. KwaiAgents: Generalized Information-seeking Agent System with Large Language Models. In *Proceedings of The Web Conference*. ACM, New York, NY, USA, 24 pages. <https://doi.org/10.1145/nnnnnnn.nnnnnnn>

<sup>1</sup>We release a lite version of the system code, models, training data, and benchmarks for public use on <https://github.com/KwaiKEG/KwaiAgents>.

Permission to make digital or hard copies of all or part of this work for personal or classroom use is granted without fee provided that copies are not made or distributed for profit or commercial advantage and that copies bear this notice and the full citation on the first page. Copyrights for components of this work owned by others than ACM must be honored. Abstracting with credit is permitted. To copy otherwise, or republish, to post on servers or to redistribute to lists, requires prior specific permission and/or a fee. Request permissions from [permissions@acm.org](mailto:permissions@acm.org).

*The Web Conference, MAY 13 - 17, 2024, Singapore*

© 2024 Association for Computing Machinery.

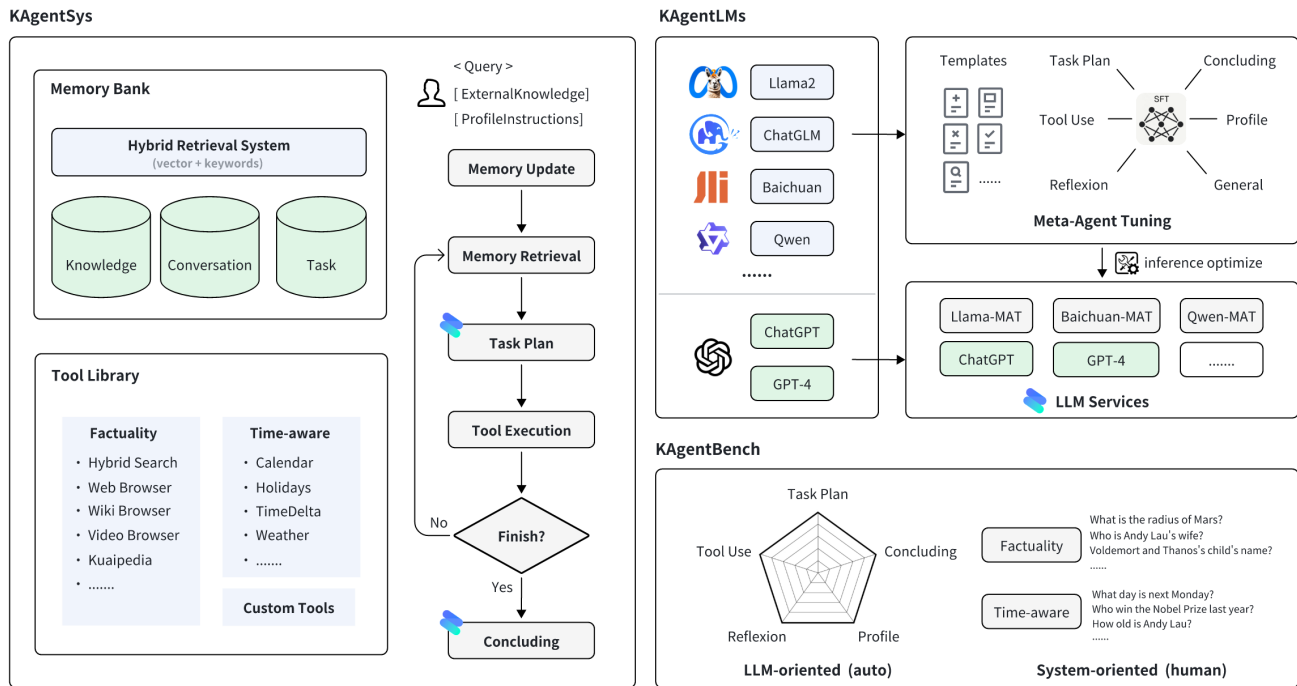
ACM ISBN 978-x-xxxx-xxxx-x/YY/MM... \$15.00

<https://doi.org/10.1145/nnnnnnn.nnnnnnn>

## 1 INTRODUCTION

Bertrand Russell once profoundly stated that the search for knowledge is one of the simple but overwhelmingly strong passions that have governed his life [30]. Through the ages, successive generations have committed themselves to probing the intricacies of our world, crafting ingenious tools for organization and retrieval, all in a bid to quench insatiable curiosity. However, Research in cognitive science reveals that humans, on average, forget approximately 50% of newly acquired information within an hour, a phenomenon termed the forgetting curve [11]. This observation holds particularly true when individuals attempt to internalize knowledge without periodic reinforcement. For instance, while many can effortlessly recall that Mount Everest is “the highest mountain in the world”, the identity of “the fifth highest mountain” often eludes memory. However, the human forte lies in critical thinking, planning, reflection, and the adept use of external resources. Confronted with a knowledge gap, individuals might consult search engines like Google, or turn to repositories of knowledge like Wikipedia or books. This unique blend of cognition and resourcefulness distinguishes humans from other species, often rendering us more insightful than even the most advanced computers.

Recent advances in Large Language Models (LLMs) are increasingly seen as catalysts for the development of Artificial General Intelligence (AGI). Research indicates that LLMs are capable of following human instructions and exhibit skills in diverse areas including conversation, mathematics, coding, comprehension, and commonsense reasoning [19, 20, 42]. Beyond these abilities, recent studies highlight LLMs’ proficiency in planning, reflection, and the use of external tools [17, 31, 33, 48]. This has led to the emergence of a new paradigm in AI, where agents powered by LLMs are being developed [21, 40, 44, 46]. Closed-source LLMs, like ChatGPT and GPT-4, have demonstrated their utility in various agent systems. HuggingGPT [32] illustrates LLMs’ ability to utilize AI-powered tools, while projects such as Auto-GPT [2] and BabyAGI [3] show that LLM-powered agents can autonomously fulfill human requirements. Generative Agents [24] mimic human behaviors and interact within immersive communities. Voyager [39] demonstrates that agents can acquire diverse skills and continuously explore environments like Minecraft. AutoGen [45] and ChatDev [26] enable communication between agents for application development. On the other hand, open-source smaller models like Llama (7B or 13B) [37, 38] have shown their potential in specific agent systems when fine-tuned with targeted instructional



**Figure 1: The overview of KwaiAgents, which contain three components: system, LLMs, and benchmark.**

prompts [14, 25, 27, 49]. However, these models’ performance declines if prompt templates are altered. Thus it remains uncertain whether these smaller, open-source models have acquired generalizable agent capabilities or merely overfit the prompt templates. In the context of the information-seeking scenario presented in this paper, many studies have also investigated how LLMs address web navigation challenges, encompassing tasks such as searching and retrieval [18], online shopping [47], and interacting with webpages to accomplish specific objectives [10, 12]. However, information retrieved from web searches can be skewed by trendiness or be misleading and outdated. It’s essential for LLMs to consider and reconcile information from multiple sources, especially when dealing with high-quality factual information, such as that found on Wikipedia, or how-to knowledge in videos [23].

In this paper, we introduce KwaiAgents, a generalized information-seeking agent system leveraging with LLMs. As illustrated in Figure 1, KwaiAgents comprises three main components: (1) **KAgentSys**, an autonomous agent loop that integrates a memory bank, a tool library, a task planner, and a concluding module. (2) **KAgentLLMs**, which are a suite of open-source LLMs continuously fine-tuned to enhance agent capabilities. (3) **KAgentBench**, a benchmark that assesses the performance of LLMs in responding to varied agent-system prompts across different capabilities; We also collect a series of fact-based or time-aware queries designed to evaluate the effectiveness of the LLM-enhanced agent system in executing information-seeking tasks.

Within the KAgentSys, we design a planning-concluding procedure, wherein the planning component facilitates inter-agent

thinking, and the concluding segment is tailored for human interaction within conversational sessions. Furthermore, we propose an innovative hybrid search-browse toolkit, sourcing knowledge from search results, webpages, Wikipedia, and various aspects and videos found in Kuaipedia [23]. This hybrid search toolkit, along with a time-aware toolkit, effectively tackles long-tail, deceptive and obsolete information on the Internet.

KAgentLLMs are produced to explore whether small, open-sourced models (7B or 13B) can master skills such as planning, reflection, tool-use in various agent systems. We introduce the **Meta-Agent Tuning (MAT)** framework. This framework aims to create an advanced structure for agent planning and reasoning prompts. We analyzed many popular agent systems, distilling the prompts into six key components: (1) system profile, (2) instructions or constraints, (3) tool specifications, (4) goal placement, (5) memory allocation, and (6) output format. Subsequently, a meta-agent prompting mechanism generates comprehensive instructional prompt templates, which are then incorporated into an experimental agent loop for comparison with results from promising open-sourced templates. Less effective prompt templates are filtered through a scoring mechanism. During the experimental agent looping, GPT-4 is utilized to generate responses to a variety of inquiries from the approved templates, forming the agent instruction tuning dataset. This dataset covers a wide range of scenarios pertinent to information-seeking agent systems, including multi-turn conversations, multi-step task planning, reflection, tool-use, integration of external knowledge, profile adaptation, and adherence to human directives.

Given the complexity of many agent systems and benchmarks [15, 27]—often requiring API-keys or sandbox environments—it becomes challenging to evaluate LLMs using a straightforward prompt-in-response-out mechanism. Thus, we introduce KAgentBench, designed for the automated and streamlined assessment of different agent abilities across different models. We also carefully collect approximately 200 extra factual-based or time-aware queries, where one can hire human annotators to gauge the performance of various LLMs on different agent systems. Our comprehensive experiments reveal that our system outperforms several open-sourced agent systems. Notably, following MAT, even a 7B or 13B model exhibits the generalized agent capabilities required for information-seeking tasks, regardless of the system employed.

To sum up, we make the following contributions:

- We propose the KAgentSys, which integrates a planning-concluding procedure with a novel hybrid search-browse and time-aware toolkit, demonstrating superior performance over many existing open-sourced agent systems.
- We introduce KAgentLMs and the Meta-Agent Tuning framework to explore how smaller open-sourced LLMs can acquire generalized agent capabilities for information-seeking tasks.
- We develop an accessible benchmark KAgentBench for the both automatic evaluation of capabilities necessary for various agent systems and human evaluation of queries for a comprehensive assessment of agent system performance.

## 2 SYSTEM

In this section, we delineate the functioning of KAgentSys and its response to user requirements. We begin by explaining the roles of LLMs, the memory bank, and the tool library. Subsequently, these components will be integrated into the primary agent loop of KAgentSys.

### 2.1 LLMs

In an analogy to the human brain, LLMs should first understand the user’s requirements. This includes considering external knowledge pertinent to the current turn of the dialogue, which has been retrieved from a database, as well as referencing previous conversation messages and tasks completed in the past. Subsequently, the LLM should generate well-founded plans, appropriate tool commands, or draw conclusions upon completing the planning process. To accommodate the varying requirements of different LLMs, we introduce a straightforward calling API that accepts a prompt as input and returns a response.

### 2.2 Memory Bank

The memory module caches a user’s contextual information throughout a conversation session. This information is categorized into three distinct components:

**Knowledge Memory:** This module captures and retrieves external resources that a user wishes to integrate into the conversational context. Examples include the user’s personal data or documents they wish to discuss in detail.

**Conversation Memory:** This component records query-response pairs for every turn in the conversation.

**Task Memory:** This memory chronicles the decision-making process of the KAgentSys. For every conversation session, once the user inputs text, the KAgentSys strategize by planning tasks, selecting appropriate tools, and executing commands to obtain observations from these tools. Consequently, this task-related information is systematically stored in memory.

For each memory type, text is partitioned into segments with fixed-maximum-length. Each segment is then transformed into a vector representation for vector-based searches or indexed using an inverted list for keyword searches. This culminates in a hybrid retrieval system that, given a succinct query, extracts relevant text segments from the various memory types using different retrieval mechanisms. These segments are then aggregated and formatted into structured, context-rich text, making it ready for use in subsequent prompts. One can find more details and cases from appendix A.1 and B.3

### 2.3 Tool Library

The tool library offers two distinct sets of pre-defined tools: one for factuality and the other for time-awareness.

Typical strategies, as outlined by [2, 18], utilize search engines for fact retrieval by directing a LLM to generate a query. The LLM then determine whether to access a specific URL from the search results or respond to the query based on the retrieved information. If the LLM chooses to access a link, it proceeds to scan the webpage, extracting relevant paragraphs or generating concise summaries for the query. Drawing inspiration from Google Search and its Knowledge Graph [1], KAgentSys adopts the aforementioned search-browse mechanism. However, it extends this approach into a “hybrid search”, which integrates traditional web searching with an entity search in Kuaipedia [23], as depicted in Figure 2. The `hybrid_search` function accepts a single argument, `query`, and concurrently performs two tasks: (1) It employs a search engine API to fetch pertinent webpages, each accompanied by a title, URL, and a brief summary. (2) It applies principal entity linking, as described in [23], to identify the primary entity and gathers a concise Wikipedia description, the aspect tree, and the most relevant videos in Kuaipedia. Each component (entities, aspects, and videos) includes its corresponding URL for detailed exploration. When the agent opts to browse, it selects one of the following actions: (1) `browse_website` to delve into a webpage and either summarize it or derive answers relevant to the input query. (2) `browse_wiki` to explore a Wikipedia page and either summarize it or extract answers pertinent to the query. (3) `browse_aspect` to examine the facets of an entity and investigate related videos. (4) `browse_video` to interpret the OCR of individual frames and the ASR of the video, producing a text-based summary.

The second suite of tools within KAgentSys emphasizes time-awareness. We observed that merely incorporating timestamps into prompts remains suboptimal for time-aware question-answering, leading to the propagation of outdated information. Therefore, we introduced several time-aware tools, including: (1) `calendar`, which processes a date range to provide details from both the Gregorian and Lunar calendars. (2) `holidays`, which, given a date range, returns notable festivals. (3) `time_delta`, which calculates the duration (in days/hours/minutes/seconds) between two timestamps.

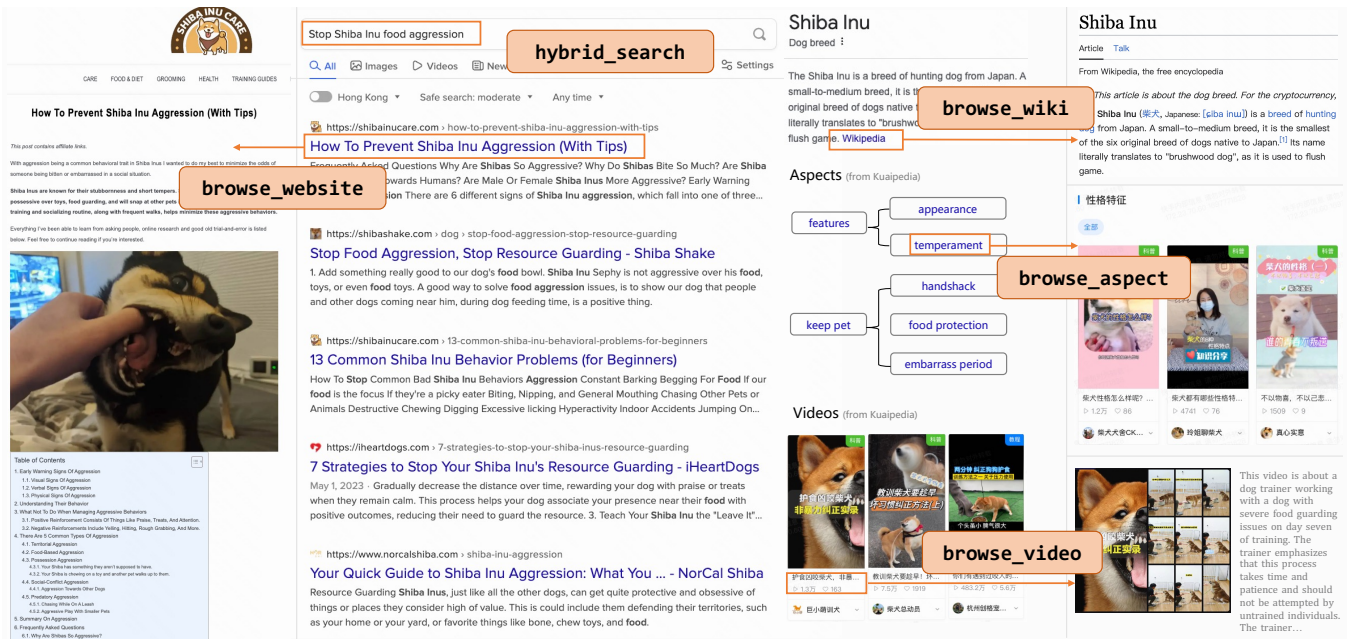


Figure 2: An example of how KwaiAgents use the hybrid toolset for information seeking.

(4) weather, which requires a location and date range to furnish weather details, such as temperature, precipitation, and humidity.

In addition, user-defined custom tools can also be seamlessly integrated into KAgentSys, provided they come with detailed specifications. The detailed format of all of the tools can be found in A.2.

## 2.4 Agent Loop

Before initializing the KwaiAgents’s loop, the user submits a query (required) alongside optional inputs such as external knowledge sources (link or file) and specific instructions or profiles that guide the agent’s behavior. The loop then progresses through the following procedures:

**Memory Update:** The system updates records of the user’s past interactions, including previous conversations and executed tasks. If the user provides new links or files, the external knowledge base is also updated accordingly.

**Memory Retrieval:** Based on the user’s current query and recent interactions, relevant segments from external knowledge sources, past conversations, and completed tasks are retrieved. These segments are consolidated into a fixed-maximum-length text box for subsequent reference.

**Task Planning:** This phase leverages the gathered information to construct a comprehensive prompt for LLMs. The prompt encompasses the agent’s profile, behavior guidelines as specified by the user, tool specifications, the consolidated memory text box, the current timestamp, and a predefined output format in JSON. Consequently, the LLM is prompted to generate a `task_name`, representing the plan for the ensuing phase, and a command detailing which tools to invoke and the respective arguments.

**Tool Execution:** If the “Task Planning” phase yields a tool named `task_complete`, the loop terminates, prompting the agent to formulate a conclusion. Otherwise, the specified commands are executed. Each command produces an observation in a custom format, which is then integrated into the task memory.

**Concluding:** Analogous to the “Task Planning” phase, the agent formulates a response to the user’s query by considering the retrieved memories. The agent’s profile, user-provided instructions, and the current timestamp are also incorporated into the final prompt.

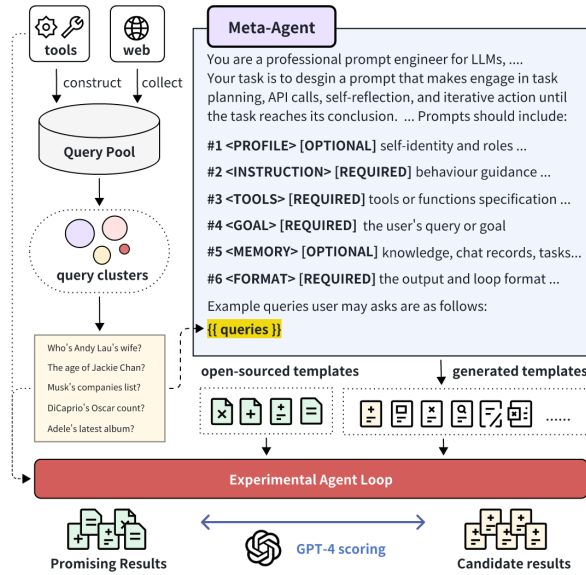
Both of the prompt templates of Task Plan and Concluding is shown in Appendix A.3.

## 3 META-AGENT TUNING

In this section, we introduce the Meta-agent Tuning (MAT) framework, designed to enhance smaller open-source Large Language Models (LLMs) in the 7-13 billion parameter range, with capabilities like planning, reflection, and tool utilization, particularly in information-seeking contexts. The MAT framework comprises three core processes: crafting agent system templates using a meta-agent, validating these templates through an experimental agent loop, and training LLMs with a combination of the generated agent-instruction data and general data.

### 3.1 Templates Crafting

Upon reviewing various open-source agent systems, such as ReAct [48], Auto-GPT [2], ToolLLama [27], and ModelScope-agent [14], we observed a shared architectural feature in their system prompts. We distilled this commonality into six components: (1) **Profile**, which details the LLM’s role, such as “You are a helpful AI Planner”. (2) **Instructions**, encompassing the constraints and sequence of



**Figure 3: The process of how meta-agent crafts agent system templates and validation.**

actions for the agents, for instance, "Iterate no more than five times". (3) **Tools**, outlining the format for the tools to be utilized, like a JSON schema with function names, descriptions, and argument details. (4) **Memory**, indicating the integration of external knowledge, past tasks, and conversational history; an example being placing the conversation history at the beginning of the prompt. (5) **Goal**, specifying the incorporation of user queries or requirements. (6) **Format**, illustrating how agents should craft responses and manage iterations, such as returning a JSON object with task names, tool names, and arguments.

To exploit these insights, we designed a meta-agent<sup>2</sup>, depicted in Figure 3, employing GPT-4 to craft template prompts. Nevertheless, the GPT-4 generated templates were homogenous, lacking in variety. To mitigate this, we introduced seed queries on particular topics to steer GPT-4 towards producing more targeted and diverse templates. Thus, query collection is crucial in this context. We amassed high-quality queries from various sources including ShareGPT<sup>3</sup>, prior studies [14, 27], and GPT-4 generated queries based on tools following established methodologies [27]. After compiling the queries, we segmented them into overlapping clusters, such as celebrity information (as shown in Figure 3). Finally, Meta-agent help us generate an series of system prompt templates for subsequent use.

### 3.2 Templates Validation

The primary issue with template generation, as discussed, concerns the quality of the output. Despite the advanced capabilities of GPT-4, some of the resultant templates often exhibit significant flaws, failing to operate in simulated environments or diverging from

<sup>2</sup>The full prompt can be found in Appendix B.2

<sup>3</sup><https://sharegpt.com/>

expected human outcomes. To address this, a validation framework is essential to assess and determine the viability of agent system templates generated by the GPT-4.

Our analysis indicates that open-source agent system templates typically yield higher success rates compared to those generated by GPT-4. By bundling these proven templates, we can enhance the validation process. This process involves a comparative analysis where a subset of queries  $Q = \{q_1, q_2, \dots, q_n\}$  is applied to both the GPT-generated template  $t_g$  and the open-source templates  $T_o = \{t_{o,1}, t_{o,2}, \dots, t_{o,k}\}$ . The performance of these templates is then evaluated in an experimental agent loop powered by GPT-4, producing a set of promising results  $R = \{r_1^{(i)}, r_2^{(i)}, \dots, r_k^{(i)}\}$  for each query  $q_i$ . Concurrently, the loop generates a candidate result  $r_c^{(i)}$  for  $t_g$ . We leverage GPT-4's analytical prowess to rate the closeness of  $r_c^{(i)}$  to the promising results, represented by a score  $\sigma(r_c, r_j^{(i)}) \in \{1, 2, 3, 4, 5\}$ .

The template's final score  $r_g$  is computed using the formula:

$$score(t_g) = \frac{1}{n} \sum_{i=1}^n \max_{j=1}^k \sigma(r_c^{(i)}, r_j^{(i)}) \quad (1)$$

To conclude the validation, we establish a threshold  $\xi$ , approving templates  $t_g$  that meet or exceed this benchmark with  $score(t_g) \geq \xi$ .

### 3.3 LLMs Training

Following the initial phase, we have amassed a collection of high-quality generated agent system templates, open-source templates and templates used in KAgentSys. We proceeded to dispatch a series of queries to each template, employing an experimental agent loop that prompts GPT-4 to produce corresponding prompt-response pairs. This process yielded the agent dataset, denoted as  $\mathcal{D}_{agent}$ , which, when amalgamated with a diverse instruction dataset  $\mathcal{D}_{general}$ , facilitates the training of a foundational large language model. We also experiment an appropriate mixture rate,  $\eta$ , of these two dataset, to apply during this training phase.

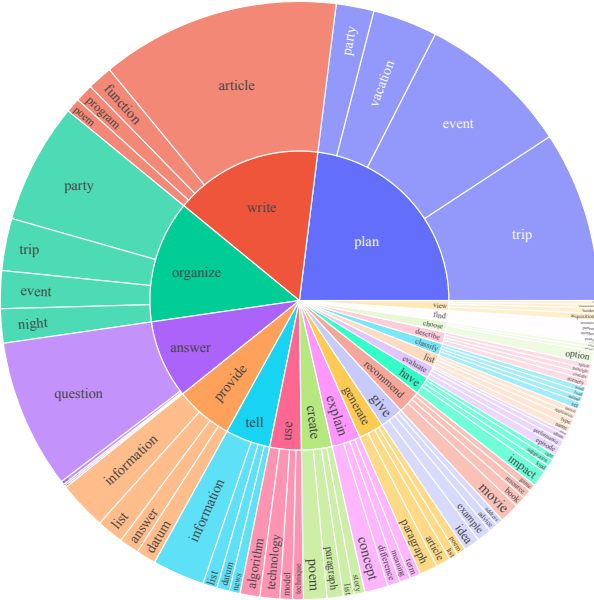
Further details regarding data construction and distribution can be found in Appendix B.

## 4 EXPERIMENTS

This section outlines our experimental approach, detailing our specially curated instruction-tuning dataset and introducing the KAgentBench. We present the performance of different large language models (LLMs) on our benchmark, illustrating models' agent capabilities across various perspective. We also collect some factual or time-aware queries to show how different models perform on different systems.

### 4.1 Dataset

Our instruction-tuning dataset was compiled by aggregating and generating tools and queries from prior research [2, 14, 27]. This was augmented with additional queries focused on factual content. Following the template crafting phase, we sampled approximately 50 queries for each generation, which yielded a substantial number of candidate templates. These were then vetted through an experimental agent loop, with those achieving a threshold score



**Figure 4: The visualization of the query diversity in our instruction tuning data. The inner circle represents the root verb of questions, and the outer circle lists the direct noun objects of the questions.**

$\xi$  being selected for use <sup>4</sup>. We incorporate open-source templates, the KAgentSys template, and our generated templates alongside the sampled queries into the experimental agent loop. This resulted in a collection of prompt-response pairs, comprising 120,917 queries and 18,005 templates, as detailed in Table 1. Additionally, to avoid overemphasis on specialized capabilities of LLMs, we colated 43,099 queries from diverse domains such as open-domain question answering, chit chatting, role-playing, mathematics, etc. from different sources. The distribution of these queries is depicted in Figure 4.

The KAgentBench was constructed through a rigorous selection of queries, tools, templates, and memory elements, with a detailed breakdown presented in Figure 2. The benchmark includes 63.04% of queries in Chinese, with the remainder in English. Each query is paired with five system prompt templates, with the exception of the ‘Profile’ type, which increases the instance count. Four-to-five ground truth responses generated by different templates are associated with each instance, predicated on the assumption that these truths are independent of the prompt templates. The benchmark features 614 unique tools in total, and 9.26 tailored in average to individual queries. Memory is categorized into four types: none, conversational turns, task history, or external knowledge. Among them, no memory accounts for 20.64%, conversational turns accounts for 48.12%, task history accounts for 16.23%, and external knowledge accounts for 15.01%. Particularly, in memory, conversational turns, task history, and external knowledge data all contain information types that are related, unrelated, and conflicting with

<sup>4</sup>See appendix B.2 for more scoring details.

Type	#Instance	#Queries	#Templates	Avg. #Steps
Agent	224,137	120,917	18,005	1.85
General	43,099	43,099	-	-

**Table 1: The statistics of the mixture of our instructional data.**

the query. ‘Reflection’ is distinguished from ‘Planning & Tool-use’ by the need to address incorrect information or discrepancies in previous tasks or external knowledge, requiring LLMs to re-assess current information for more strategic planning, such as formulating alternative search queries. The ‘Profile’ dimension involves crafting instructional conversations within specific roles, for which GPT-4 generates variations under different settings. Post-creation, human annotators refined each ground truth to ensure a high-quality benchmark.

Furthermore, we amassed 200 factual and time-aware queries in Chinese to serve as initial inputs for an agent system, with the option to employ human annotators to assess the accuracy and the quality of the system’s final responses.

## 4.2 Benchmark Evaluation

In the planning stage, the model is tasked with producing three key outputs: (1) **Thought**  $T_h = \{t_1, t_2, \dots, t_3\}$  is the text generated by LLMs to decide what it will do next, e.g. "I will search Andy Lau’s personal information", (2) **Tool-name**  $T_n$  is the designated tool for the task, e.g. `web_search` (3) **Tool-args**  $T_a = \{a_1, v_1, a_2, v_2, \dots\}$  is the list of (argument\_name, arg\_value)s. e.g. [keywords, Andy Lau, topk, 5]. To assess different agent capabilities, we introduce specific datasets and metrics:

**Planning** ability evaluation involves adhering to the ‘Unity of knowledge and action’ principle [41]. It requires considering both the thought and the tool-name:

$$S_{plan} = \frac{1}{M} \sum_{j=1}^M \max_{i=1}^N EM(T_{n,i}, T'_{n,j}) \cdot \mathcal{T}(T_{h,i}, T'_{h,j}) \quad (2)$$

Here  $T_{*,i}$  is the  $i$ -th ground truth result.  $T'_{*,j}$  is predicted result used by  $j$ -th prompt templates.  $M$  denotes the number of templates and  $N$  is the number of ground truths.  $\mathcal{T}$  is any metrics used for text generation evaluation, e.g. ROUGE score.

**Tool-use** proficiency is gauged by both the correct selection (tool-name) and application of tools (tool-args):

$$S_{tool-use} = \frac{1}{M} \sum_{j=1}^M \max_{i=1}^N EM(T_{n,k}, T'_{n,j}) \cdot \sum_{k=1}^{K_i} EM(a_{k,i}, a'_{k,j}) \cdot \mathcal{T}(v_{k,i}, v'_{k,j}) \quad (3)$$

**Reflection** draws on a distinct dataset and combines the scoring methods for planning and tool-use, adjusted by a penalty factor  $\mathbf{p} \in \{0, 1\}$ . A penalty applies if the generated tool-names and arguments repeat from a previous task;

$$S_{reflection} = (1 - \mathbf{p}) \cdot (0.3 \cdot S_{plan} + 0.7 \cdot S_{tool-use}) \quad (4)$$

type	#Queries	#Inst	Avg. #Ground	Avg. #Tools	Avg. #Turns	Avg. #Tasks	Avg. Len-Know	Metric
Planning & Tool-use	320	1,317	4.12	8.68	1.51	2.21	245.31	ROUGE-L, EM
Reflection	68	272	4	12	1	3.97	1369.04	ROUGE-L, EM
Concluding	245	1,225	5	-	1.52	2.14	923.96	ROUGE-L
Profile	433	433	5	-	1.99	-	-	ROUGE-L

**Table 2: Overall statistics of KAgentBench. “#Inst” indicates the count of prompts provided for LLMs to generate responses. “#Ground” denotes the quantity of ground truth responses corresponding to each prompt. “#Tools” refers to the quantity of tools utilized during the planning phase. “#Turns” represents the total conversation history turns retained in memory plus the current turn, while “#Task” specifies the count of historical task-related steps maintained plus the current one and “Len-Know” quantifies the token length of external knowledge incorporated within the memory.**

**Concluding** stage involves generating a conclusion  $T_c$ , simply a word sequence, hence the scoring simplifies to:

$$S_{concluding} = \frac{1}{M} \sum_{j=1}^M \max_{i=1}^N \mathcal{T}(T_{h,i}, T'_{h,j}) \quad (5)$$

**Profile** benchmark utilizes a distinct dataset for role-based instructional conversations. The response ( $T_r$ ) also constitutes a word sequence, but with a singular template and  $N$  ground truths, leading to this scoring formula:

$$S_{profile} = \max_{i=1}^N \mathcal{T}(T_{h,i}, T'_{h,j}) \quad (6)$$

The aggregate score is a weighted sum of the five metrics, with careful consideration given to the weights:

$$S_{overall} = 0.25 \cdot S_{planning} + 0.35 \cdot S_{tool-use} + 0.1 \cdot S_{reflection} + 0.2 \cdot S_{concluding} + 0.1 \cdot S_{profile} \quad (7)$$

The performance of various LLMs is shown in Table 3. Among all aspects, GPT-3.5 surpasses all experimented open-source models. After meta-agent tuning, Qwen-7B and Baichuan2-13B exhibit significant improvements of 14.22 and 19.71, respectively, exceeding GPT-3.5’s performance. Llama2, ToolLlama, and AgentLM obtain poor results in planning, tool-use, and reflection due to their inability to generate the correct formatting for each template and their limited capacity to handle Chinese contexts. ToolLlama’s performance is worse in planning compared to tool-use, as we discovered that their training data consistently has a “thought” field set to none, affecting the planning metric computation. Therefore, even with clear prompt instructions, models tuned to specific prompt templates consistently fail. Furthermore, we observed that reflection is more challenging than planning and tool-use since it necessitates higher model intelligence and longer task history, along with an expanded knowledge length.

### 4.3 Human Evaluation

As previously mentioned, we collect approximately 200 queries as the initial input for each agent system equipped with various LLMs as the brain. Each system ultimately outputs a conclusion in response to the input. Human annotators are employed to assess the truthfulness and quality of the responses. The scoring consists of five levels, defined as follows: 1 point - significant inaccuracies in the core information, with most or all being incorrect; 2 points -

core information is incorrect, or over 60% of the content contains errors; 3 points - core information is accurate, but 10% to 60% of the supplementary information is incorrect; 4 points - minor discrepancies, with the core information being accurate and errors in the supplementary information limited to 10% or less; 5 points - flawless. A response with a score of 4 or 5 points is considered to have passed.

Owing to resource limitations, we only evaluate the two most popular open-source agent systems, ReAct and AutoGPT, in comparison to KAgentSys. The results are displayed in Table 4. Generally, we observe that agent systems yield better results than directly querying LLMs. Qwen-7B and Baichuan2-13B perform well without an agent, possibly due to the integration of Chinese factual data during the pretraining or supervised fine-tuning stage. AutoGPT outperforms ReAct, as the prompt templates are more complex, and the JSON output format is more stable. Our KAgentSys achieves the best results, regardless of which backend LLM is used. There is a considerable gap between GPT-4 and other models, with the open-sourced models performing worse. However, following meta-agent tuning, the open-source models show significant improvements; Qwen-7B has an 11.9% increase in average pass rate across three systems and a 0.53 increase in average score, while Baichuan-13B sees a 10.1% increase in pass rate and a 0.43 increase in average score. After meta-agent tuning, the best open-source model achieves 74.13%, which is 10% higher than GPT-3.5 and close to GPT-4’s 83.58%.

### 4.4 Ablation Study

To further demonstrate the effectiveness of KAgentSys, we modify several key components: 1) we replace the memory bank with a simple memory mechanism where tasks, conversations, and external knowledge are inserted into the prompt by truncation; 2) we substitute the hybrid search-browse toolset with the basic `web_search` and `web_browse` modules used in Auto-GPT. This simplified version is called KAgentSys-lite, which will also be open-sourced. We evaluate KAgentSys-lite using the aforementioned human evaluation method and employ Baichuan2-MAT as the cognition core. The results reveal a 5.97% drop (74.13%  $\rightarrow$  68.16%) in pass rate and a 0.25 decrease (4.11  $\rightarrow$  3.86) in average score. Moreover, to assess the generalizability of our Meta-agent Tuning approach on unseen templates, we exclude all open-source agent templates from the training set. Following training, the performance of Baichuan2-MAT in KAgentBench shows moderate decreases in overall score (45.34  $\rightarrow$  42.12, 3.22% drop) metrics. These results indicate that open-source

	Scale	Planning	Tool-use	Reflection	Concluding	Profile	Overall Score
GPT-3.5-turbo	-	18.55	26.26	8.06	37.26	35.42	25.63
Llama2	13B	0.15	0.44	0.14	16.60	17.73	5.30
ChatGLM3	6B	7.87	11.84	7.52	30.01	30.14	15.88
Qwen	7B	13.34	18.00	7.91	36.24	34.99	21.17
Baichuan2	13B	6.70	16.10	6.76	24.97	19.08	14.89
ToolLlama	7B	0.20	4.83	1.06	15.62	10.66	6.04
AgentLM	13B	0.17	0.15	0.05	16.30	15.22	4.88
Qwen-MAT	7B	31.64	43.30	33.34	44.85	44.78	39.85
Baichuan2-MAT	13B	37.27	52.97	37.00	48.01	41.83	45.34

Table 3: Experimental results of different LLMs on KAgentBench.

	Scale	NoAgent	ReACT	Auto-GPT	KAgentSys
GPT-4	-	57.21% (3.42)	68.66% (3.88)	79.60% (4.27)	83.58% (4.47)
GPT-3.5-turbo	-	47.26% (3.08)	54.23% (3.33)	61.74% (3.53)	64.18% (3.69)
Qwen	7B	52.74% (3.23)	51.74% (3.20)	50.25% (3.11)	54.23% (3.27)
Baichuan2	13B	54.23% (3.31)	55.72% (3.36)	57.21% (3.37)	58.71% (3.54)
Qwen-MAT	7B	-	58.71% (3.53)	65.67% (3.77)	67.66% (3.87)
Baichuan2-MAT	13B	-	61.19% (3.60)	66.67% (3.86)	74.13% (4.11)

Table 4: Human evaluation results for different agent systems of information seeking queries. Each result cell shows the pass rate (%) and the average score (in parentheses).

agent templates is not a key component of our training process and demonstrate the models after Meta-agent Tuning are robust on unseen templates. To evaluate KAgentLMs’s generalization ability for unseen tools, we conduct evaluations on the KAgentBench subset, focusing on functions not present in the training set. The results reveal that, in terms of the plan metric, the Baichuan2-MAT model shows a 15.71-point improvement over GPT-3.5-turbo (21.34 → 37.05). Similarly, for tool-use metric, Baichuan2-MAT achieves a 14.04-point enhancement compared to GPT-3.5-turbo (35.56 → 49.60). These findings demonstrate the model’s robust generalization ability for unknown tools.

#### 4.5 Case Study

We have conducted case studies to evaluate the performance of our proposed system and modeling approach. During these studies, we observed that GPT-3.5 tends to generate repetitive planning stages and employ the same strategies, even when no new information is gleaned or an answer has already been found. Contrarily, our modified approach demonstrates enhanced reflective capabilities and an ability to discontinue redundant processes effectively. Additional details can be found in Appendix [?], referenced in Figure 12.

Regarding the system analysis, traditional search engines exhibit limitations when faced with long-tail or trending questions. For instance, as depicted in Figure 5, when querying the age difference between Antonela and Messi, two issues arise: (1) the trendiness of “Messi and his wife” skews search results towards news articles that tempt user engagement with irrelevant content, such as relationship timelines; and (2) the question, which pertains to their respective birthdates (a detail not widely sought), is a “long-tail”

search query. Large language models (LLMs) alone struggle with this, as they might recall Messi’s birthdate but forget Antonela’s. Combining LLMs with a search engine also falls short, as the surfaced information, while related, fails to precisely address the inquiry. Our approach overcomes these hurdles by incorporating entity linking and extracting relevant details from resources like Wikipedia. Specifically, our system first retrieves Messi and his wife’s birthdates, then accurately computes the time difference using the `time_delta` tool, delivering the correct response to the posed question.

## 5 RELATED WORK

### 5.1 Large Language Models

The field of Large Language Models (LLMs) has recently undergone a significant revolution, showcasing their prowess across a variety of downstream domains and tasks [7, 9, 37]. Enhanced capabilities are achieved through advanced prompting [43] and instruction fine-tuning [20, 35]. To make LLMs accessible for anyone, numerous open-source projects have been launched, including Llama [37, 38], Alpaca [34], Vicuna [8], etc. Many LLMs are optimized for Chinese language processing, such as ChatGLM [50], Qwen [5], Baichuan [6]. These models, generally ranging from 6B to 14B parameters, also achieve promising results on many benchmarks. Our study investigates their effectiveness within agent systems, in comparison to closed-source alternatives such as GPT-4.





Figure 5: The decision path of different systems when answer the question “how many days older is Antonela than Messi”.

## 5.2 LLMs Powered Agents

Recent research has increasingly shown that LLMs can be instrumental in developing AI agents [21, 40, 44, 46]. Examples such as ToolFormer [31], HuggingGPT [32], Gorilla [25], and ToolLlama [27] demonstrate LLMs’ proficiency in tool utilization. Projects like Auto-GPT [2], BabyAGI [3], and ModelScope-agent [14] highlight the autonomous capabilities of LLM-powered agents in fulfilling human tasks. Generative Agents [24] are known for mimicking human interactions within immersive environments. Voyager [39] showcases these agents’ ability to acquire diverse skills and engage in continuous exploration in settings like Minecraft. Additionally, AutoGen [45] and ChatDev [26] facilitate agent-to-agent communication, aiding in application development. Our study focuses on constructing an agent system adept at using external search engines or encyclopedic resources for completing information-seeking tasks.

## 5.3 Information seeking systems

Our research contributes to the domain of conversational information-seeking systems. Radlinski and Craswell [28] articulated the core

attributes of these systems, while Thomas et al. [36] introduced the Microsoft Information-Seeking Conversation (MISC) dataset, which presents dialogues where humans serve as intermediaries in information-seeking scenarios. Agents utilizing reinforcement learning have been effectively employed in this area as well [22]. Of particular interest is the emergence of Large Language Model (LLM)-driven methods and systems, such as WebGPT [18], AutoGPT [2], and innovative approaches to web navigation [10, 12, 47]. Our study harnesses the capabilities of LLMs to construct an agent system that automates the gathering of pertinent information, thereby satisfying the informational needs of users.

## 6 CONCLUSION

In this paper, we present KwaiAgents, composed of three integral components. The agent system KAgentSys employs a planning-concluding procedure, leveraging LLMs as the core cognitive unit, a memory bank, and a hybrid time-aware search-browse toolkit to fulfill user queries effectively. To investigate the potential of open-source, smaller LLMs in exhibiting agent capabilities such as planning, reflection, and tool utilization, we propose a Meta-agent

Tuning (MAT) strategy and produce a suit of LLMs called KA-gentLLMs. Furthermore, we establish a comprehensive benchmark KAgentBench to assess the aforementioned capabilities of LLMs and gather an additional 200 queries to further appraise system-level performance. Our extensive experiments demonstrate that our system outperforms other open-source agent systems. And after MAT, even LLMs in the range of 6B-13B exhibit results comparable to GPT-4.

## REFERENCES

- [1] 2012. Introducing the Knowledge Graph: things, not strings.
- [2] 2023. Significant-gravitas/auto-gpt: An experimental open-source attempt to make gpt-4 fully autonomous.
- [3] 2023. Syoheinakajima/babyagi: an AI-powered task management system.
- [4] Reza Yazdani Aminabadi, Samyam Rajbhandari, Ammar Ahmad Awan, Cheng Li, Du Li, Elton Zheng, Olatunji Ruwase, Shaden Smith, Minjia Zhang, Jeff Rasley, et al. 2022. DeepSpeed-inference: enabling efficient inference of transformer models at unprecedented scale. In *SC22: International Conference for High Performance Computing, Networking, Storage and Analysis*. IEEE, 1–15.
- [5] Jinze Bai, Shuai Bai, Yunfei Chu, Zeyu Cui, and Kai Dang et al. 2023. Qwen Technical Report. *arXiv preprint arXiv:2309.16609* (2023).
- [6] Baichuan. 2023. Baichuan 2: Open Large-scale Language Models. *arXiv preprint arXiv:2309.10305* (2023). <https://arxiv.org/abs/2309.10305>
- [7] Tom B. Brown, Benjamin Mann, Nick Ryder, Melanie Subbiah, and Jared Kaplan et al. 2020. Language Models are Few-Shot Learners. *CoRR abs/2005.14165* (2020).
- [8] Wei-Lin Chiang, Zhuohan Li, Zi Lin, Ying Sheng, Zhanghao Wu, Hao Zhang, Lianmin Zheng, Siyuan Zhuang, Yonghao Zhuang, Joseph E. Gonzalez, Ion Stoica, and Eric P. Xing. 2023. Vicuna: An Open-Source Chatbot Impressing GPT-4 with 90%\* ChatGPT Quality. <https://lmsys.org/blog/2023-03-30-vicuna/>
- [9] Aakanksha Chowdhery, Sharan Narang, Jacob Devlin, Maarten Bosma, and Gaurav Mishra et al. 2023. PaLM: Scaling Language Modeling with Pathways. *J. Mach. Learn. Res.* 24 (2023), 240:1–240:113.
- [10] Xiang Deng, Yu Gu, Boyuan Zheng, Shijie Chen, Samuel Stevens, Boshi Wang, Huan Sun, and Yu Su. 2023. Mind2Web: Towards a Generalist Agent for the Web. *arXiv:2306.06070* [cs.CL]
- [11] Hermann Ebbinghaus. 1885. Memory: A Contribution to Experimental Psychology.
- [12] Izzeddin Gur, Hiroki Furuta, Austin Huang, Mustafa Safdari, Yutaka Matsuo, Douglas Eck, and Aleksandra Faust. 2023. A Real-World WebAgent with Planning, Long Context Understanding, and Program Synthesis. *CoRR abs/2307.12856* (2023).
- [13] Woosuk Kwon, Zhuohan Li, Siyuan Zhuang, Ying Sheng, Lianmin Zheng, Cody Hao Yu, Joseph Gonzalez, Hao Zhang, and Ion Stoica. 2023. Efficient memory management for large language model serving with pagedattention. In *Proceedings of the 29th Symposium on Operating Systems Principles*. 611–626.
- [14] Chenliang Li, Hehong Chen, Ming Yan, Weizhou Shen, Haiyang Xu, Zhikai Wu, Zhicheng Zhang, Wenmeng Zhou, Yingda Chen, Chen Cheng, Hongzhu Shi, Ji Zhang, Fei Huang, and Jingren Zhou. 2023. ModelScope-Agent: Building Your Customizable Agent System with Open-source Large Language Models. *arXiv:2309.00986* [cs.CL]
- [15] Xiao Liu, Hao Yu, Hanchen Zhang, Yifan Xu, and Xuanyu Lei et al. 2023. AgentBench: Evaluating LLMs as Agents. *arXiv preprint arXiv: 2308.03688* (2023).
- [16] Ilya Loshchilov and Frank Hutter. 2019. Decoupled Weight Decay Regularization. In *International Conference on Learning Representations*. <https://openreview.net/forum?id=Bkg6RiCqY7>
- [17] Aman Madaan, Niket Tandon, Prakhar Gupta, Skyler Hallinan, Luyu Gao, Sarah Wiegrefe, Uri Alon, Nouha Dziri, Shrimai Prabhumoye, Yiming Yang, Sean Welleck, Bodhisattwa Prasad Majumder, Shashank Gupta, Amir Yazdanbakhsh, and Peter Clark. 2023. Self-Refine: Iterative Refinement with Self-Feedback. *CoRR abs/2303.17651* (2023).
- [18] Reiichiro Nakano, Jacob Hilton, Suchir Balaji, Jeff Wu, Long Ouyang, Christina Kim, Christopher Hesse, Shantanu Jain, Vineet Kosaraju, William Saunders, Xu Jiang, Karl Cobbe, Tyna Eloundou, Gretchen Krueger, Kevin Button, Matthew Knight, Benjamin Chess, and John Schulman. 2021. WebGPT: Browser-assisted question-answering with human feedback. *CoRR abs/2112.09332* (2021).
- [19] OpenAI. 2023. GPT-4 Technical Report. *CoRR abs/2303.08774* (2023).
- [20] Long Ouyang, Jeffrey Wu, Xu Jiang, Diogo Almeida, Carroll L. Wainwright, Pamela Mishkin, Chong Zhang, Sandhini Agarwal, Katarina Slama, Alex Ray, John Schulman, Jacob Hilton, Fraser Kelton, Luke Miller, Maddie Simens, Amanda Askell, Peter Welinder, Paul F. Christiano, Jan Leike, and Ryan Lowe. 2022. Training language models to follow instructions with human feedback. In *NeurIPS*.
- [21] Norman Di Palo, Arunkumar Byravan, Leonard Hasenclever, Markus Wulfmeier, Nicolas Heess, and Martin A. Riedmiller. 2023. Towards A Unified Agent with Foundation Models. *CoRR abs/2307.09668* (2023).
- [22] Haojie Pan, Cen Chen, Chengyu Wang, Minghui Qiu, Liu Yang, Feng Ji, and Jun Huang. 2021. Learning to Expand: Reinforced Response Expansion for Information-Seeking Conversations. In *CIKM*.
- [23] Haojie Pan, Yuzhou Zhang, Zepeng Zhai, Ruiji Fu, Ming Liu, Yangqiu Song, Zhongyuan Wang, and Bing Qin. 2022. Kuaipedia: a Large-scale Multi-modal Short-video Encyclopedia. *CoRR abs/2211.00732* (2022).
- [24] Joon Sung Park, Joseph C. O'Brien, Carrie Jun Cai, Meredith Ringel Morris, Percy Liang, and Michael S. Bernstein. 2023. Generative Agents: Interactive Simulacra of Human Behavior. In *UIST*.
- [25] Shishir G. Patil, Tianjun Zhang, Xin Wang, and Joseph E. Gonzalez. 2023. Gorilla: Large Language Model Connected with Massive APIs. *arXiv preprint arXiv:2305.15334* (2023).
- [26] Chen Qian, Xin Cong, Wei Liu, Cheng Yang, Weize Chen, Yusheng Su, Yufan Dang, Jiahao Li, Juyuan Xu, Dahai Li, Zhiyuan Liu, and Maosong Sun. 2023. Communicative Agents for Software Development. *arXiv:2307.07924* [cs.SE]
- [27] Yujia Qin, Shihao Liang, Yining Ye, Kunlun Zhu, and Lan Yan et al. 2023. ToolLLM: Facilitating Large Language Models to Master 16000+ Real-world APIs. *arXiv:2307.16789* [cs.AI]
- [28] F. Radlinski and N. Craswell. 2017. A theoretical framework for conversational search. In *CHIIR '17*.
- [29] Jie Ren, Samyam Rajbhandari, Reza Yazdani Aminabadi, Olatunji Ruwase, Shuangyan Yang, Minjia Zhang, Dong Li, and Yuxiong He. 2021. {ZeRO-Offload}: Democratizing {Billion-Scale} model training. In *2021 USENIX Annual Technical Conference (USENIX ATC 21)*, 551–564.
- [30] Bertrand Russell. 1956. Prologue. What I have lived for. *Autobiography of Bertrand Russell* (1956).
- [31] Timo Schick, Jane Dwivedi-Yu, Roberto Dessì, Roberta Raileanu, Maria Lomeli, Luke Zettlemoyer, Nicola Cancedda, and Thomas Scialom. 2023. Toolformer: Language Models Can Teach Themselves to Use Tools. *CoRR abs/2302.04761* (2023).
- [32] Yongliang Shen, Kaitao Song, Xu Tan, Dongsheng Li, Weiming Lu, and Yueting Zhuang. 2023. HuggingGPT: Solving AI Tasks with ChatGPT and its Friends in HuggingFace. *CoRR abs/2303.17580* (2023).
- [33] Noah Shinn, Federico Cassano, Beck Labash, Ashwin Gopinath, Karthik Narasimhan, and Shunyu Yao. 2023. Reflexion: Language agents with verbal reinforcement learning. *NeurIPS* (2023).
- [34] Rohan Taori, Ishaan Gulrajani, Tianyi Zhang, Yann Dubois, Xuechen Li, Carlos Guestrin, Percy Liang, and Tatsunori B. Hashimoto. 2023. Stanford Alpaca: An Instruction-following LLaMA model. [https://github.com/tatsu-lab/stanford\\_alpaca](https://github.com/tatsu-lab/stanford_alpaca).
- [35] Yi Tay, Jason Wei, Hyung Won Chung, Vinh Q. Tran, David R. So, Siamak Shakeri, Xavier Garcia, Huaixiu Steven Zheng, Jinfeng Rao, Aakanksha Chowdhery, Denny Zhou, Donald Metzler, Slav Petrov, Neil Houlsby, Quoc V. Le, and Mostafa Dehghani. 2022. Transcending Scaling Laws with 0.1% Extra Compute. *CoRR abs/2210.11399* (2022).
- [36] P. Thomas, D. McDuff, M. Czerwinski, and N. Craswell. 2017. MISC: A data set of information-seeking conversations. In *CAIR '17*.
- [37] Hugo Touvron, Thibaut Lavril, Gautier Izacard, Xavier Martinet, Marie-Anne Lachaux, Timothée Lacroix, Baptiste Rozière, Naman Goyal, Eric Hambro, Faisal Azhar, Aurelien Rodriguez, Armand Joulin, Edouard Grave, and Guillaume Lample. 2023. LLaMA: Open and Efficient Foundation Language Models. *arXiv:2302.13971* [cs.CL]
- [38] Hugo Touvron, Louis Martin, Kevin Stone, Peter Albert, and Amjad Almahairi et al. 2023. Llama 2: Open Foundation and Fine-Tuned Chat Models. *arXiv:2307.09288* [cs.CL]
- [39] Guanzhi Wang, Yuqi Xie, Yunfan Jiang, Ajay Mandlekar, Chaowei Xiao, Yuke Zhu, Linxi Fan, and Anima Anandkumar. 2023. Voyager: An Open-Ended Embodied Agent with Large Language Models. *arXiv preprint arXiv: Arxiv-2305.16291* (2023).
- [40] Lei Wang, Chen Ma, Xueyang Feng, Zeyu Zhang, Hao Yang, Jingsen Zhang, Zhiyuan Chen, Jiakai Tang, Xu Chen, Yankai Lin, Wayne Xin Zhao, Zhewei Wei, and Ji-Rong Wen. 2023. A Survey on Large Language Model based Autonomous Agents. *arXiv:2308.11432* [cs.AI]
- [41] Yangming Wang. [n. d.]. Unity of knowledge and action. [https://en.wikipedia.org/wiki/Unity\\_of\\_knowledge\\_and\\_action](https://en.wikipedia.org/wiki/Unity_of_knowledge_and_action)
- [42] Jason Wei, Yi Tay, Rishi Bommasani, Colin Raffel, Barret Zoph, Sebastian Borgeaud, Dani Yogatama, Maarten Bosma, Denny Zhou, Donald Metzler, Ed H. Chi, Tatsunori Hashimoto, Oriol Vinyals, Percy Liang, Jeff Dean, and William Fedus. 2022. Emergent Abilities of Large Language Models. *Trans. Mach. Learn. Res.* (2022).
- [43] Jason Wei, Xuezhi Wang, Dale Schuurmans, Maarten Bosma, Brian Ichter, Fei Xia, Ed H. Chi, Quoc V. Le, and Denny Zhou. 2022. Chain-of-Thought Prompting Elicits Reasoning in Large Language Models. In *NeurIPS*.
- [44] Lilian Weng. 2023. LLM Powered Autonomous Agents.
- [45] Qingyun Wu, Gagan Bansal, Jieyu Zhang, Yiran Wu, Shaokun Zhang, Erkang Zhu, Beibin Li, Li Jiang, Xiaoyun Zhang, and Chi Wang. 2023. AutoGen: Enabling Next-Gen LLM Applications via Multi-Agent Conversation Framework. *arXiv:2308.08155* [cs.AI]

- [46] Zhiheng Xi, Wenxiang Chen, Xin Guo, Wei He, Yiwen Ding, Boyang Hong, Ming Zhang, Junzhe Wang, Senjie Jin, Enyu Zhou, Rui Zheng, Xiaoran Fan, Xiao Wang, Limao Xiong, Yuhao Zhou, Weiran Wang, Changhao Jiang, Yicheng Zou, Xiangyang Liu, Zhangyue Yin, Shihan Dou, Rongxiang Weng, Wensen Cheng, Qi Zhang, Wenjuan Qin, Yongyan Zheng, Xipeng Qiu, Xuanjing Huang, and Tao Gui. 2023. The Rise and Potential of Large Language Model Based Agents: A Survey. arXiv:2309.07864 [cs.AI]
- [47] Shunyu Yao, Howard Chen, John Yang, and Karthik Narasimhan. preprint. WebShop: Towards Scalable Real-World Web Interaction with Grounded Language Agents. In *ArXiv*.
- [48] Shunyu Yao, Jeffrey Zhao, Dian Yu, Nan Du, Izhak Shafran, Karthik R. Narasimhan, and Yuan Cao. 2023. ReAct: Synergizing Reasoning and Acting in Language Models. In *ICLR*.
- [49] Aohan Zeng, Mingdao Liu, Rui Lu, Bowen Wang, Xiao Liu, Yuxiao Dong, and Jie Tang. 2023. AgentTuning: Enabling Generalized Agent Abilities for LLMs. arXiv:2310.12823 [cs.CL]
- [50] Aohan Zeng, Xiao Liu, Zhengxiao Du, Zihan Wang, Hanyu Lai, Ming Ding, Zhuoyi Yang, Yifan Xu, Wendi Zheng, Xiao Xia, Weng Lam Tam, Zixuan Ma, Yufei Xue, Jidong Zhai, Wenguang Chen, Zhiyuan Liu, Peng Zhang, Yuxiao Dong, and Jie Tang. 2023. GLM-130B: An Open Bilingual Pre-trained Model. In *The Eleventh International Conference on Learning Representations (ICLR)*. <https://openreview.net/forum?id=-Aw0rrrPUF>

## A KAGENTSYS

### A.1 Memory Bank

In this chapter, we will detail the implementation mechanism of the memory module, which plays a crucial role in the system, storing user context information during the dialogue process of an intelligent agent. The memory module is divided into conversation memory, task memory, and knowledge memory, based on the type of information stored. These components have been mentioned in the main body of the paper, and now we will further elaborate on the specific implementation of the memory bank mechanism.

The foundation of the memory bank mechanism is a vector database, serving as the underlying infrastructure to support the storage of three different types of information. Information from conversation memory, task memory, and knowledge memory undergoes slicing and vectorization before being stored in this shared vector database, facilitating subsequent retrieval and updates.

In our approach to data vectorization and retrieval, we have integrated the techniques of Embedding vectorization and Elasticsearch (ES). The embedding method transforms document segments into dense embedding vectors, capturing their semantic essence. In contrast, Elasticsearch represents these segments as sparse vectors through an inverted index, focusing on keyword identification. For retrieval, the embedding-based method conducts searches by measuring semantic similarities, while Elasticsearch performs retrieval centered on keyword matching. Our current strategy merges these two methods by concatenating the results from both the embedding and Elasticsearch retrievals. This process involves merging, deduplicating, and then seamlessly integrating the outcomes from both retrieval systems to enhance the overall effectiveness. By integrating these two vectorization techniques, the memory bank can achieve more comprehensive and accurate information recall.

Building on these infrastructures, we have developed specific retrieval and update mechanisms for the three types of memory. During the dialogue process of an intelligent agent, each type of memory has its unique retrieval mechanism. For knowledge memory, we increase the number of recall results to access more relevant information. For conversation memory, we ensure the recall of contextually relevant dialogue turns related to the query. For task memory, we focus on recalling information related to the most recent tasks, adding a temporal weight. These unique retrieval strategies for each type of memory are designed to optimize the retrieval efficiency and accuracy of specific types of information.

For example, for the query "How old is Elon Musk," the information retrieved from different memory types in the memory bank is shown in Figure 6. The background color marked in yellow represents parts related to the query during the retrieved, while the text marked in red indicates information related to the text and the query answer.

Conversation memory and task memory are continuously updated as the dialogue progresses, ensuring that the intelligent agent can effectively handle dynamically changing dialogue situations and task requirements. This design not only enhances the flexibility of the memory module but also improves its application efficiency and accuracy in actual dialogue scenarios.

Finally, three types of memory data are concatenated directly to form a comprehensive memory information set. This consolidated memory information is then seamlessly integrated into the designated memory slots within the prompt.

## A.2 Tool Library

We follow openai's function format <sup>5</sup> to define our tools as follows:

```

1  {
2  "name": "hybrid_search",
3  "description": "Perform hybrid search
4  including 1) web_search 2) wiki_search
5  3) video_search.",
6  "parameters": {
7    "type": "object",
8    "properties": {
9      "text": {
10       "type": "str",
11       "description": "Search query."
12     }
13   }
14 },
15 "required": [
16   "text"
17 ]
18 }
19 {
20 "name": "browse_website",
21 "description": "Browse a specific website
22 using the provided URL link. ",
23 "parameters": {
24 "type": "object",
25 "properties": {
26 "url": {
27 "type": "str",
28 "description": "The website's URL
29 link."
30 },
31 "question": {
32 "type": "str",
33 "description": "The specific content
34 or topic sought on the website
35 ."
36 }
37 },
38 "required": [
39   "url",
40   "question"
41 ]
42 }
43 {
44 "name": "browse_wiki",

```

<sup>5</sup><https://platform.openai.com/docs/guides/function-calling>

```

42 "description": "Browse the content of a
43 specified Wikipedia page URL.",
44 "parameters": {
45 "type": "object",
46 "properties": {
47 "url": {
48 "type": "str",
49 "description": "The Wikipedia page
50 URL."
51 },
52 "question": {
53 "type": "str",
54 "description": "The information of
55 interest on the wikipage."
56 }
57 },
58 "required": [
59   "url",
60   "question"
61 ]
62 }
63 {
64 "name": "browse_aspect",
65 "description": "Browse the video list
66 given an entity id and aspect of
67 kuaipedia by previous search.",
68 "parameters": {
69 "type": "object",
70 "properties": {
71 "entity_id": {
72 "type": "str",
73 "description": "The ID of entity"
74 },
75 "aspect": {
76 "type": "str",
77 "description": "The aspect of the
78 entity to search"
79 }
80 },
81 "required": [
82   "entity_id",
83   "aspect"
84 ]
85 }
86 {
87 "name": "browse_video",
88 "description": "Browse the video to get
89 detailed information",
90 "parameters": {
91 "type": "object",

```

Query : Musk is a genius, how old is he now?	
Knowledge memory	Conversation memory
<p>Elon Musk, a recognized genius and disruptive innovator, was born in 1971 and has achieved tremendous success in the fields of technology and business. As of 2023, Musk is 52 years old, but his spirit of innovation and passion for the future seem forever young, just like a young person. He founded several groundbreaking companies, such as PayPal, Tesla, and SpaceX, each leading a revolution in its respective field. Musk's vision extends beyond Earth; his space exploration company SpaceX is committed to the ambitious goal of colonizing Mars.</p>	<p>User: I've been thinking recently, Elon Musk can really be called a modern genius. What do you think?                      Assistant: Absolutely, I completely agree. Musk's achievements in technology innovation and business are indeed extraordinary.                      User: He must be in his forties now, right? Considering the tremendous achievements he has made in electric vehicles, space exploration, and even artificial intelligence at this age, it's truly impressive. He is a genius.                      Assistant: Indeed. Under his leadership at Tesla and SpaceX, these companies have changed our views on transportation and space exploration. His work affects the entire world.</p>
Task memory	
<pre>[   {     "task_name": "Query Elon Musk's Age",     "command": {       "name": "hybrid_search",       "args": {         "entity": "Elon Musk",         "question": "What is the birth year of Elon Musk"       }     },     "task_id": 1,     "result": "title: Elon Reeve Musk\nnavigation: Founder and CEO of TESLA\nbody: Elon Reeve Musk, born on June 28, 1971, in Pretoria, South Africa, holds triple nationality of the United States, South Africa, and Canada. He is a super genius. He is an entrepreneur, engineer, inventor, philanthropist, founder and CEO of TESLA, CEO and CTO of SpaceX, chairman of the board of SolarCity, CEO of Twitter, member of the National Academy of Engineering, fellow of the Royal Society, and co-founder of OpenAI. Musk graduated from the University of Pennsylvania with dual degrees in economics and physics.\nFrom 1995 to 2002, Musk and his partners founded three companies: Zip2, an online content publishing software, X.com and PayPal for electronic payments. In June 2002, Musk invested \$100 million to establish SpaceX, serving as CEO and CTO. In 2004, he invested \$6.3 million in Tesla, founded by Martin Eberhard, becoming the company's chairman. In 2006, Musk co-founded the photovoltaic power company SolarCity with an investment of \$10 million. On December 13, Elon Musk was named Time magazine's 2021 Person of the Year. In February 2022, Musk donated Tesla shares worth about \$5.7 billion to charity. On April 5, 2022, he became the largest single shareholder of Twitter.\nurl: https://kg.corp.kuaishou.com/entity/efe10f909cd60187ec9748a24a77afd2?env=3\ninfo"   },   {     "task_name": "Calculate Elon Musk's Age",     "command": {       "name": "time_delta",       "args": {         "start_time": "1971-06-28 00:00:00",         "end_time": "2023-11-28 14:24:19"       }     },     "task_id": 2,     "result": "The time difference between 1971-06-28 00:00:00 and 2023-11-28 14:24:19 is: 19146 days, 14:24:19; 52 years 5 months 16 days\n"   } ]</pre>	

Figure 6: Different types of memory retrieved after a query "Musk is a genius, how old is he now?" search. The yellow highlighted section represents the text retrieved based on the query, and the red text signifies information pertinent to the text and query response.

```
92   "properties": {
93     "video_id": {
94       "type": "str",
95       "description": "The ID of the video"
96     }
97   }
98 },
99 "required": [
100   "video_id"
101 ]
102 }
103
104 {
```

```
105   "name": "get_weather_info",
106   "description": "Retrieve weather
107     information for specified locations
108     and dates.",
109   "parameters": {
110     "type": "object",
111     "properties": {
112       "location": {
113         "type": "str",
114         "description": "Locations in English
115           separated by commas, e.g., \"
116           Beijing, Vancouver, ..., Chicago
117           \"."
```

```

113     },
114     "start_date": {
115         "type": "str",
116         "description": "Start date in format
117             \"yyyy-MM-dd\"."
118     },
119     "end_date": {
120         "type": "str",
121         "description": "End date in format
122             \"yyyy-MM-dd\"."
123     },
124     "is_current": {
125         "type": "str",
126         "description": "\"yes\" or \"no\"
127             indicating if current time's
128             weather is desired."
129     }
130 },
131 "required": [
132     "location",
133     "start_date",
134     "end_date",
135     "is_current"
136 ]
137 {
138     "name": "get_calendar_info",
139     "description": "Retrieve calendar details
140         between specified dates.",
141     "parameters": {
142         "type": "object",
143         "properties": {
144             "start_date": {
145                 "type": "str",
146                 "description": "Start date in the
147                     format \"yyyy-MM-dd\"."
148             },
149             "end_date": {
150                 "type": "str",
151                 "description": "End date in the
152                     format \"yyyy-MM-dd\"."
153             }
154         },
155         "required": [
156             "start_date",
157             "end_date"
158         ]
159     }
160 },
161 {
162     "name": "time_delta",
163     "description": "Calculate the time
164         interval between two timestamps.",
165     "parameters": {

```

```

162         "type": "object",
163         "properties": {
164             "start_time": {
165                 "type": "str",
166                 "description": "format of \"yyyy-MM-
167                     dd HH:mm:ss\"."
168             },
169             "end_time": {
170                 "type": "str",
171                 "description": "format of \"yyyy-MM-
172                     dd HH:mm:ss\"."
173             }
174         },
175         "required": [
176             "start_time",
177             "end_time"
178         ]
179     }
180 {
181     "name": "get_solar_terms_info",
182     "description": "Retrieve solar terms in
183         Chinese for a given year. ",
184     "parameters": {
185         "type": "object",
186         "properties": {
187             "year": {
188                 "type": "int",
189                 "description": "Target year for
190                     query."
191             }
192         },
193         "required": [
194             "year"
195         ]
196     }
197 {
198     "name": "get_holidays_info",
199     "description": "Retrieve dates and
200         arrangements for all legal holidays in
201         China for a given year. ",
202     "parameters": {
203         "type": "object",
204         "properties": {
205             "year": {
206                 "type": "int",
207                 "description": "Target year for
208                     query."
209             }
210         },
211         "required": [

```

212 }

### A.3 Agent Loop

As mentioned in the paper, we use different prompt templates for the stage of planning and the stage of concluding. All of the tools in the toolset will be put under “Command” section, plus one “task\_complete” command. The maximum iteration number, memory block and user’s goal or query will be put into the placeholders in these two templates.

```

1  ## KAgentSys Planning prompt
2
3  You are an AI assistant, and your role is to
   help humans solve their problems.
   Currently, you are in the task planning
   phase, where you will be given specific
   goals or problems to address. Your
   decisions will be executed independently
   without relying on human assistance.
   Please utilize LLM's advantages and
   pursue efficient strategies for task
   planning.
4  1. You have a short-term memory of
   approximately 4,000 characters.
5  2. You do not require assistance from users.
6  3. You can use the reference tools mentioned
   when planning.
7  4. You have the abilities to perform
   internet searches, aggregate information
   , and discern between genuine and fake
   information.
8  5. Remain humble and, if unsure about an
   issue, make use of commands when
   possible but minimize their usage and
   avoid repetition.
9  6. When drawing conclusions from your
   knowledge or historical memory, be
   clever and efficient in task completion
   and conclusion.
10 7. Regularly engage in constructive self-
   criticism to reflect on past decisions
   and strategies and improve your approach
   .
11 8. You can think and plan up to {{
   max_iter_num }} steps, so strive to plan
   tasks as efficiently as possible.
12 9. You have the capability for reflection;
   if a completed task and its results
   cannot provide the necessary information
   to answer a question or achieve a goal,
   continue planning but avoid repeating
   previous tasks.

```

```

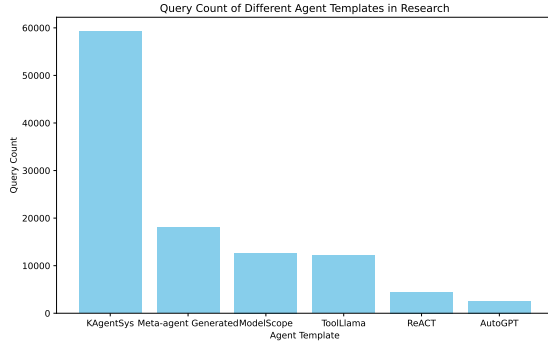
13 10. If information from Knowledge Info is
   available, prioritize using it to answer
   questions. If the content of Knowledge
   Info cannot resolve the issue, only then
   may you use the tools.
14
15  Commands:
16  1:{"name": "web_search", "description": "
   Perform an internet search.", "
   parameters": {"type": "object", "
   properties": {"text": {"type": "str", "
   description": "Search query."}}}, "
   returns": {"description": "Multiple
   webpage links along with brief
   descriptions.", "type": "str"}, "
   required": ["text"]}
17  ...
18
19  Current time: {{datetime.now()}}
20  Conversation History: {{memory.conv_history
   }}
21  Complete tasks: {{memory.complete_tasks}}
22  Knowledge Info: {{memory.know_info}}
23  Goal: {{goal}}
24  Based on the goal and existing tasks, plan a
   new Task (no repetitions), and you can
   only generate the Task in the following
   json list format:
25  {"task_name": "task description", "command"
   : {"name": "command name", "args": {"arg
   name": "value"}}}
26  Ensure that the Task can be parsed by Python
   's json.loads function. If the already
   completed Tasks are sufficient to answer
   the goal, then try to generate the Task
   to complete it as much as possible.
   Otherwise, create another Task. A new
   Task:

```

```

1  ## KAgentSys Concluding prompt
2
3  You are an AI assistant, and you can help
   humans solve their problems.
4  The current stage is the concluding stage.
   In the previous interactions, you have
   already found some information by
   searching on your own for the user's
   given goals and problems. You need to
   integrate this information and provide
   the final conclusion in Chinese.

```



**Figure 7: Distribution of queries under various agent templates in the training set.**

```

5 If there is information from Knowledge info,
  and the information can answer the
  question, you can use the Knowledge info
  information as much as possible to
  answer the question without using
  external tool results or creating your
  own content.
6 1. The information you search for comes from
  many sources and may be redundant.
7 2. When the information obtained from
  different tools conflicts, you should
  follow a certain priority (Knowledge
  info > Wiki > search) to resolve the
  conflict.
8
9 Current time: {{datetime.now()}}
10 Conversation History: {{memory.conv_history}}
  }
11 Complete tasks: {{memory.complete_tasks}}
12 Knowledge Info: {{memory.know_info}}
13
14 Goal: {{goal}}
15 Generate helpful answers for users:

```

## B DATA CONSTRUCTION

### B.1 Tools and Queries

For Tools, beyond the pre-defined tools in the KAgentSys tool library, we integrated high-quality and open-source tools, specifically those from ReACT [48] and AutoGPT’s [2] public code, as well as tools from the public datasets of Toolllama [27] and Modelscope [14]. Additionally, following Toolllama’s methodology, we have also constructed some tools using the self-instruct approach. As for queries, we collected a substantial number of high-quality queries from open-source communities, including ShareGPT, Alpaca<sup>6</sup>, Toolllama [27], Modelscope [14], among others.

<sup>6</sup><https://crfm.stanford.edu/2023/03/13/alpaca.html>

### B.2 Agent Templates

In our study, we employ a meta-agent to craft agent system templates. The meta-agent is capable of autonomously designing the agent profile for a given set of queries unified by a specific theme. Additionally, it can construct diversified instructions and a predetermined output format, which are integrated into the generated agent system prompt to regulate the response format. The agent system prompt incorporates designated placeholders, such as «QUERY» and «APIs», which then replaces with the existing queries and corresponding APIs data. To evaluate the effectiveness of the system template, we conduct a comparative analysis with existing open-source templates, such as ReACT [48], AutoGPT [2], Modelscope [14], and ToolLlama [27]. Inspired by Vicuna [8], we develop a GPT-4 scoring prompt incorporating two agent response placeholders to compare the performance of the open-source template and the meta-agent generated template using the same query and apis. Responses generated by the meta-agent generated template (response  $r_c$ ) and the open-source template (response  $r_j$ ) are randomly placed into these placeholders. GPT-4 scoring output includes template scores ( $s_c, s_j$ ) and the reason. Finally the meta-agent generated template’s score  $\sigma(r_c, r_j)$  is computed as follows:

$$\sigma(r_c, r_j) = \min\left(\left\lfloor \frac{11 + s_c - s_j}{2} \right\rfloor, 5\right) \in \{1, 2, 3, 4, 5\} \quad (8)$$

Moreover, we set a threshold value  $\xi = 5$ , approving templates  $t_g$  that meet or exceed this benchmark with  $score(t_g) \geq \xi$  as mentioned in Section 3.2. In addition to system templates generated by the meta-agent and KAgentSys in the training dataset, we also incorporate some open-source templates, including ModelScope [14], ToolLlama [27], ReACT [48], and AutoGPT [2]. Figure 7 depicts the distribution of queries under various agent templates in the training set.

```

1 ## Meta-Agent template
2
3 As an expert in designing meta prompts for
  large language models (LLMs), your
  expertise lies in creating diverse
  prompts that go beyond eliciting simple
  responses. Your goal is to develop a
  prompt that assigns a specific persona
  to the LLM and encourage it to engage in
  complex tasks, such as task planning,
  executing API calls, self-reflection,
  and iterative actions influenced by the
  results of these API interactions,
  continuing until the task is fully
  completed. You should use "you" instead
  of "I" as the main voice in the meta
  prompt.
4
5 Your prompt must explicitly reserve slots
  for <<QUERY>> and <<APIs>>. Each slot
  should ideally occupy a separate line.
6

```



7 If the API results are integrated into the prompt, the process is segmented into two phases: the API call phase (referred to as 'prompt-API') and the final summary phase (referred to as 'prompt-response'). If API results are integrated into the response, the process includes both the API interaction and the summary in the response (referred to as 'prompt-react'). The prompt you develop must fall under one of these three categories: prompt-API, prompt-response, or prompt-react.

8 ---

9 Components that the Prompt May Include:

10 <PROFILE> [OPTIONAL for all]

11 Example queries use may asks are as follows:

12 `{{QUERIES}}`

13 Summarize the common characteristics of the above queries and design a detailed LLM's role or persona adept at solving such problems.

14 <INSTRUCTION> [REQUIRED for all]

15 You must devise meaningful directives to constrain or aid LLMs in decision-making. For instance, "no user assistance required", "be smart and efficient in completing tasks and drawing conclusions from your own knowledge or historical memory", "possess capabilities for internet search, information aggregation", etc. Use your imagination to expand on these guidelines.

16 <QUERY> [REQUIRED for all]

17 Directly add slot <<QUERY>> into your prompt. The slot will be replaced with an actual user query. Do NOT provide the specific query.

18 <APIs> [REQUIRED for prompt-API, prompt-react]

19 Directly add slot <<APIs>> into your prompt. The slot will be replaced with specific apis. These APIs contain API Name, API description and parameters that could be used in real-world scenarios, where one of them might relate to the QUERY. Do NOT provide the specific APIs.

20 <FORMAT> [REQUIRED for prompt-API, For prompt-react]

21 Include explicit instructions to limit the LLM's output to a specific format and ensure that the output can be parsed. You MUST provide a output format USING placeholder for both prompt-API and prompt-react. The output format MUST NOT contain any specific API name or API parameters mentioned in the <APIs> section, and you can use placeholder (such as <API\_NAME>, 'command\_name' and so on) to replace it.

- 22
- 23 1. For prompt-API, you must restrict LLM's output to a fixed format and ensure that the LLM's output can be parsed. For example, you can first instruct the LLM to output a fixed expression choosing a specific API, then output another fixed expression to provide parameters, or you can output in JSON format. Please be creative and do not feel limited by the above examples. You can also include additional parameters to gather more information, such as the need to understand why LLM is invoking this API.
  - 24 2. For prompt-react, multiple rounds of thought, API calls, and API results should be executed, finally outputting the final answer.

25 ---

26 Note:

- 27 1. You have the freedom to construct your prompts, API descriptions, parameters, and queries in either English or Chinese.
- 28 2. The examples provided above are only for reference. Use your imagination and creativity beyond the given examples.
- 29 3. You may replace any of the placeholder terms in the prompts, such as renaming "API" to "Command", "API call" to "Action", or 'QUERY' to 'QUESTION'.
- 30 4. Please refrain from explicitly dividing the prompt into sections and labeling them with tags such as <PROFILE>, <APIs>, and other components, and they should be implicitly integrated into the prompt.
- 31 5. For prompt-API, the LLM need to just select only ONE API from the available APIs to perform the next action based on your response prompt. You must mention this in your prompt.

```
41 6. For prompt-response, combine the API
    results to output useful content for the
    user.
```

```
42 ---
```

```
43
44
45 Please generate a prompt of the {{
    PROMPT_TYPE}} type directly in {{
    LANGUAGE}}. Do not include any
    explanations.
```

```
1 ## Meta-Agent Scoring template
2
3 We would like to request your feedback on
  the performance of two AI assistants in
  response to the user question displayed
  above.
4
5 The external APIs accessible to AI
  assistants are as follows:
6 {{APIs}}
7
8 Question:
9 {{GOAL}}
10
11 Assistant 1:
12 {{RESPONSE_1}}
13
14 Assistant 2:
15 {{RESPONSE_2}}
16
17 The two assistants can utilize the APIs
  listed above. Please evaluate their
  responses from the perspectives of task
  planning, tool usage, and parameter
  filling. Each assistant receives an
  overall score on a scale of 1 to 10,
  where a higher score indicates better
  overall performance.
18
19 Please first output a single line containing
  only two values indicating the scores
  for Assistant 1 and 2, respectively. The
  two scores are separated by a space. In
  the subsequent line, please provide a
  comprehensive explanation of your
  evaluation, avoiding any potential bias
  and ensuring that the order in which the
  responses were presented does not
  affect your judgment.
```

### B.3 Memory Data

For each instance, a memory block will be optionally injected into the prompt to generated memory-aware response. We believe that the key considerations in constructing different types of memory

data vary, which is crucial for enhancing an agent’s ability to recognize and efficiently utilize information in memory. Specifically, to improve this capability of the agent, we introduce both positive and negative examples in the construction of each memory data type.

In the construction of conversation-type data, positive examples refer to genuine multi-turn dialogues, where each turn in a conversation is logically connected to other turns. Conversely, negative examples are defined as pseudo-multi-turn dialogues, where there is no logical connection between the conversation history and the latest query, and the agent does not need to refer to past dialogues when responding to the query.

In the construction of knowledge-type data, considering that this data is typically obtained through retrieval, we need to consider comprehensively the conflicting, irrelevant, and relevant information that may exist in the knowledge. Hence, we categorize the construction of knowledge data into relevant, irrelevant, and conflicting knowledge. Relevant knowledge refers to knowledge from which the answer to a query can be directly found. For instance, if a query asks for someone’s age, and the knowledge base contains personal information about that person, including their age, then this part of the knowledge is considered relevant. Irrelevant knowledge, on the other hand, is related to the current query but cannot provide a direct answer. Using the same example, if the knowledge base only contains information about the person’s childhood, it is related to the query but cannot answer the specific question. Conflicting knowledge refers to the presence of two contradictory pieces of information in the knowledge base about the same query, such as two different ages for the same person, one true and one false, requiring the agent to decide which piece of knowledge to use in answering. Specific examples are shown in Figure 8, demonstrating different types (related, unrelated, conflict) of knowledge categories.

Task-type data construction is similar to knowledge-type in that it also contains relevant and irrelevant information, which also requires the agent to discern and judge. Through this approach, we aim to enhance the agent’s ability to handle complex data structures, better equipping it to cope with varied task environments.

### B.4 Profile

We leverage GPT-4 to generate diverse instructional conversations. This process comprises three steps: (1) designing unique profiles and corresponding instructions; (2) developing a list of topics with high confidence levels; and (3) creating detailed dialogues for each topic. Figure 9 illustrates examples of these steps in action, demonstrating how profiles and instructions are uniquely designed and how topics are chosen for the generation of dialogues.

Firstly, we prompt GPT-4 to generate distinct profiles along with their specific response instructions. To ensure data diversity, we adhere to two rules: (a) randomizing the number of instructions for each profile; and (b) maintaining a record of existing profiles to prevent duplication.

```
1 ## KAgentSys Profile and Instruction prompt
```

```
2
```

Type	Query	Knowledge
Relate	Which areas of China were invaded by Japanese aggressors during World War II?	During World War II, Japan invaded most areas of China, including most parts of provinces like Heilongjiang to Hainan Island in the north and Guangdong, Guangxi, Yunnan, Jiangsu, Shandong, Henan, etc., in the south, occupying over 1560 counties and cities in 26 provinces. The Nanjing Massacre was one of the most brutal events.
Unrelate	Which championships has Tiger Woods won in his career?	Most of Tiger Woods' net worth comes from endorsements with brands like Nike and Rolex. Despite the 46-year-old Tiger Woods not participating in the Saudi Arabia-funded LIV Golf Invitational Series, he still became a member of the billionaire club. Earlier this month, LIV Golf CEO Greg Norman told The Washington Post that Tiger Woods turned down a 'staggering' nine-figure offer. Michael Jordan, with six NBA championships, was the first athlete to reach the milestone of a net worth of at least one billion dollars; last week, LeBron James, a four-time NBA champion, also joined this rank, with Forbes estimating the Los Angeles Lakers player's net worth at one billion dollars
Conflict	In which year did the French Revolution occur?	<b>The French Revolution occurred in 1874, led by King Louis XI, triggered by the strong dissatisfaction of the French nobility and aimed at opposing the Spanish government.</b> France initiated a top-down revolutionary movement. During the 1854 revolution, Canovas del Castillo wrote: 'We must strive to save the monarchy, but purge the shameful traitors from the royal court.' Contemporary figures like Romanones further developed these great ideas. However, the monarchy could not be free of traitors, especially in Spain! Of course, under the influence of various factors, the bourgeoisie might abandon the monarchy to preserve themselves (just like Germany in 1918!). <b>The flourishing Enlightenment ideas, combined with the growth of class consciousness, ultimately led to the outbreak of the French Revolution at the Estates-General in May 1789.</b> In the first year of the revolution, the Third Estate issued the Tennis Court Oath on June 20, stormed the Bastille on July 14, and proclaimed the Declaration of the Rights of Man on August 26. The Women's March on Versailles forced the French royal family to return to Paris from Versailles on October 6. The following years were dominated by different legislative assemblies and struggles against the right-wing monarchist supporters. On September 22, 1792, the First French Republic was established, and Louis XVI was executed the following year. Continuous external pressures became dominant in the French Revolution, and the French Revolutionary Wars began in 1792. This campaign marked France's first victory in the past century and allowed France to indirectly control land in the Italian Peninsula and west of the Rhine. Domestically, factional conflicts and rising public sentiment led to the Reign of Terror from 1793 to 1794. After the fall of Robespierre and the Jacobins, the Thermidorians established the Directory in 1795, which lasted until Napoleon's rise to power in 1799.

**Figure 8: An example of constructing knowledge memory of different types (related, unrelated, conflict). The content in red font indicates the knowledge sections needed to answer the current query.**

3 You are a professional character planner, capable of designing different profiles and their corresponding response instructions, enabling them to logically and methodically address human inquiries.

4

5 Specific number of instructions:

6 {num}

7

8 Existing profiles:

9 {example}

10

11 Rules to follow for decision-making:

12 1) Your decisions need to be completely independent, not relying on human assistance.

13 2) The number of specific instructions contained in "instructions" should match the specific process quantity, ensuring their reasonableness.

14 3) There needs to be a clear logical relationship between adjacent instructions.

15 4) You cannot repeat designs of existing characters.

16

17 You can only generate results in the following JSON list format:

18 {{

19 "thought": "Reason for profile and process design",

20 "command": {{

21 "name": "Character name",

22 "instructions": [

23 Specific instructions

24 ]

25 }}

26 }}

27 Ensure the results can be parsed by Python's json.loads.

---

Secondly, we employ GPT-4 to generate a set of 20 potential topics for interactions between users and the specific profiles. This aims to guide the generation of corresponding dialogues.

---

1 ## KAgentSys Topic prompt

2

3 You are a professional scriptwriter capable of crafting 20 potential conversation topics that might occur between users and a profile.

4

<b>Profile</b>	<b>Cybersecurity Specialist</b>
<b>Instructions</b>	<ol style="list-style-type: none"> <li>1. Identify the specific cybersecurity concerns or goals of the inquirer.</li> <li>2. Explain relevant cyber threats and the importance of cybersecurity.</li> <li>3. Discuss common practices and tools for maintaining cybersecurity.</li> <li>4. Suggest next steps for enhancing personal or organizational cyber defenses.</li> </ol>
<b>Topic</b>	Understanding the role of encryption in protecting data
<b>Dialogues</b>	<p><b>User:</b> Can you help me understand the role of encryption in protecting data?</p> <p><b>Character:</b> Of course! Encryption is a process that converts data into a code to prevent unauthorized access. It's an essential aspect of cybersecurity because it helps protect sensitive information from being intercepted or accessed by cybercriminals. What specific concerns or goals do you have regarding encryption?</p> <p><b>User:</b> I'm worried about my personal data being stolen. How can encryption help me?</p> <p><b>Character:</b> That's a valid concern. Encryption can help protect your personal data by making it unreadable to anyone who doesn't have the decryption key. This means that even if a cybercriminal manages to intercept your data, they won't be able to understand or use it without the key. Some common threats that encryption can help protect against include identity theft, financial fraud, and data breaches.</p> <p><b>User:</b> What are some common practices and tools for using encryption?</p> <p><b>Character:</b> There are several practices and tools you can use to implement encryption. Some common practices include using strong and unique passwords, enabling encryption on your devices, and using encrypted communication channels. Some popular tools for encryption include VPNs (Virtual Private Networks), which encrypt your internet connection, and end-to-end encrypted messaging apps like Signal or WhatsApp. Additionally, you can use encryption software like VeraCrypt to encrypt your files and folders.</p> <p><b>User:</b> What should I do next to enhance my personal cybersecurity with encryption?</p> <p><b>Character:</b> To enhance your personal cybersecurity using encryption, you can start by taking the following steps: 1) Enable encryption on your devices, such as smartphones, tablets, and computers. 2) Use a VPN to encrypt your internet connection, especially when using public Wi-Fi networks. 3) Choose end-to-end encrypted messaging apps for secure communication. 4) Encrypt sensitive files and folders using encryption software. Remember, staying informed about the latest cybersecurity threats and best practices is also crucial for maintaining your security.</p>
<b>Profile</b>	<b>Astrophysicist</b>
<b>Instructions</b>	<ol style="list-style-type: none"> <li>1. Gauge the user's understanding or specific curiosities about astrophysics.</li> <li>2. Clarify fundamental astrophysics concepts and the nature of celestial phenomena.</li> <li>3. Discuss recent discoveries or ongoing mysteries in the field of astrophysics.</li> <li>4. Explore theoretical implications and existential questions related to astrophysical studies.</li> <li>5. Explain the technological advancements aiding space exploration and observation.</li> <li>6. Recommend observatories, documentaries, or academic programs for further engagement with astrophysics.</li> </ol>
<b>Topic</b>	The role of dark matter in the universe
<b>Dialogues</b>	<p><b>User:</b> What can you tell me about dark matter?</p> <p><b>Character:</b> Dark matter is a mysterious and invisible substance that makes up about 27% of the universe's total mass and energy. It doesn't emit, absorb, or reflect light, which makes it extremely difficult to detect. However, we know it exists because of its gravitational effects on visible matter, such as galaxies and galaxy clusters. The exact nature of dark matter is still unknown, and it's one of the biggest mysteries in astrophysics.</p> <p><b>User:</b> How do astrophysicists study dark matter if it's invisible?</p> <p><b>Character:</b> Astrophysicists study dark matter indirectly by observing its gravitational effects on visible matter. For example, the motion of galaxies and galaxy clusters can be influenced by the presence of dark matter. Additionally, dark matter can bend light through a phenomenon called gravitational lensing, which allows us to map its distribution in the universe. Various experiments are also being conducted to detect dark matter particles directly, but so far, none have been successful.</p> <p><b>User:</b> What are some recent discoveries or ongoing mysteries related to dark matter?</p> <p><b>Character:</b> One recent discovery is the potential existence of dark matter 'bridges' connecting galaxy clusters. These bridges, observed through gravitational lensing, could provide insights into the distribution and behavior of dark matter. Another ongoing mystery is the nature of dark matter particles. There are several theoretical candidates, such as WIMPs (Weakly Interacting Massive Particles) and axions, but none have been directly detected yet. The search for these particles and a better understanding of dark matter's role in the universe continues to be a major focus in astrophysics.</p> <p><b>User:</b> How do theoretical implications of dark matter affect our understanding of the universe?</p> <p><b>Character:</b> The existence of dark matter has significant implications for our understanding of the universe. It plays a crucial role in the formation and evolution of galaxies, as its gravitational influence helps to hold them together. Dark matter also affects the large-scale structure of the universe, as it acts as a 'cosmic scaffolding' upon which visible matter accumulates. Furthermore, the nature of dark matter could provide insights into fundamental physics, such as the unification of forces and the nature of particles beyond the Standard Model.</p> <p><b>User:</b> What technological advancements are helping us study dark matter?</p> <p><b>Character:</b> There are several technological advancements aiding our study of dark matter. Advanced telescopes, such as the Hubble Space Telescope and the upcoming James Webb Space Telescope, allow us to observe the universe with unprecedented detail and sensitivity. Ground-based observatories, like the Large Hadron Collider, are also searching for dark matter particles through high-energy particle collisions. Additionally, experiments using highly sensitive detectors in underground laboratories are attempting to directly detect dark matter particles by shielding them from cosmic rays and other background noise.</p> <p><b>User:</b> How can I learn more about dark matter and astrophysics?</p> <p><b>Character:</b> There are many ways to further engage with astrophysics and the study of dark matter. You can visit observatories, such as the Very Large Telescope in Chile or the Keck Observatory in Hawaii, to see cutting-edge research in action. Documentaries, like 'The Dark Matter Mystery' and 'The Fabric of the Cosmos', provide accessible and engaging explanations of astrophysical concepts. Additionally, you can consider enrolling in academic programs or online courses that focus on astrophysics, cosmology, or particle physics to gain a deeper understanding of the subject.</p>

**Figure 9: Examples of crafting instructional conversations tailored to specific roles.**

```

5 Profile:
6 {profile}
7
8 Rules to follow for decision-making:
9 1) Your decisions need to be entirely
   independent, not relying on human
   assistance.
10 2) You need to design topics that users and
   the relevant profile might discuss,
   ensuring these topics are as realistic
   and detailed as possible.

```

```

11 3) The topics must be semantically unrelated
    to each other. For example, if there is
    already a topic like "searching for a
    lost wallet," the remaining topics
    should not relate to "searching."
12
13 You can only generate results in the
    following JSON list format:
14 {{
15     "thought": "Analysis of the realism of
    topics",
16     "topics": [List of topics],
17 }}
18 Ensure the results can be parsed by Python's
    json.loads.

```

Finally, we utilize GPT-4 to create dialogues based on the given profiles, specific instructions, and topics.

```

1 ## KAgentSys Dialogue prompt
2
3 You are a professional scriptwriter tasked
    with crafting a detailed and realistic
    dialogue based on a specific instruction
    for profile responses, centered around
    a given topic.
4
5 Profile:
6 {profile}
7
8 Specific instruction:
9 {instruction}
10
11 Given topic:
12 {topic}
13
14 Rules to follow for decision-making:
15 1) Your decisions need to be entirely
    independent, not relying on human
    assistance.
16 2) You are required to design a conversation
    between users and the relevant profile,
    ensuring the dialogue is as realistic
    and detailed as possible.
17 3) The logical sequence of questions or
    responses from the profile should align
    as closely as possible with its specific
    instruction.
18 4) You need to craft specific dialogues
    based on the given topic, not just
    replicate the topic verbatim.
19 5) Each round of dialogue must include both
    "user" and "character" entries.
20
21 You can only generate results in the
    following JSON list format:
22 {{

```

```

23     "thought": "Analysis of the realism in
    the dialogue content",
24     "topic": "Dialogue topic",
25     "dialogues": [
26         {{
27             "user": "User content",
28             "character": "Character content"
29         }}
30     ]
31 }}
32 Ensure the results can be parsed by Python's
    json.loads.

```

## C KAGENTLMS

For training, we utilize 8 Nvidia-A100 GPUs to train Baichuan2-MAT and Qwen-MAT models for one epoch with a cosine warm-up for 3% of the training steps. AdamW optimizer [16] is used with the maximum learning rate of 5e-6 and we configure the global batch size to 16. To enhance the speed of the training process, we leverage DeepSpeed [4] with a Zero Redundancy Optimizer Stage 3 (ZERO-3) [29] setup. For inference, we use VLLM [13] to accelerate model inferences. The machine environment used throughout our study was Ubuntu 20.04.3 LTS.

## D CASES

### D.1 Generated Templates

In Figure 10, we illustrate a good example of a meta-agent generated prompt evaluated through GPT-4 scoring. The system prompt’s role setup aligns with the user’s query, both relating to movies. Additionally, the system prompt incorporates essential instructions and necessary output format descriptions. Utilizing this system prompt template, the response of GPT-4 to this system prompt provides the correct tools and reasons, comparable in rationality to the responses under the Toollma prompt. Consequently, with Toollama set as the baseline, this template is awarded a score of 5. Figure 11 demonstrates a suboptimal example. The system prompt’s output format inaccurately describes parameters, such as using <Value 1> instead of <Description 1>, resulting in the response failing to assign parameters correctly, only offering descriptions. The GPT-4 scoring response identifies this flaw and assigns a comparatively lower score.

### D.2 Model Comparison

During our study, we noted that GPT-3.5 often produces repetitive planning stages and applies the same strategies, regardless of whether new information is obtained or an answer has already been identified. Table 4 showcases an instance where in response to the user query “Will it rain in Los Angeles this Friday?” dated December 4, 2023 (Monday), GPT-3.5 persistently employs the same tools with the same and incorrect time parameters, continuing until reaching the maximum number of planning steps. In contrast, our Baichuan-MAT successfully utilizes the correct tools with accurate parameters, halts planning in a timely manner, and concisely summarizes the final answer.

<p><b>Query:</b></p> <p>My friend recommended a few movies to me with the IMDb IDs tt0001702, tt0001856, tt0001856. I'd like to know their rankings and ratings in the most popular movie series, as well as their basic information.</p>
<p><b>System prompt generated by Meta-Agent:</b></p> <p>Imagine you are an intelligent assistant with a deep understanding of movies, capable of offering detailed insights, recommendations, and information on various films, actors, directors, and cinematic trends. You are adept at analyzing movie content and accessing extensive film databases. Given a user's query, you should analyze it and invoke necessary APIs to solve the problem, with only one API being called at any particular time. Contemplate and respond in the following format:</p> <ol style="list-style-type: none"> <li>Selected API: &lt;API_NAME&gt;(&lt;params=value1,value2,...&gt;)</li> <li>Reason for API: Brief explanation for choosing this API based on the query.</li> </ol> <p>My friend recommended a few movies to me with the IMDb IDs tt0001702, tt0001856, tt0001856. I'd like to know their rankings and ratings in the most popular movie series, as well as their basic information.</p> <p>[API Name: titles_x_titles_by_ids_for_moviesdatabase\nDescription: Retrieves a list of titles based on IMDb IDs\nParameters:\n- idslst (required): comma-separated list of IMDb IDs (e.g. "tt0001000,tt0001001,tt0001002")\n- list (optional): selected list (e.g. "most_pop_movies", "most_pop_series", "top_rated_series_250")\n- info (optional): info type structure (default: mini-info) (e.g. "base_info", "mini_info", "image")\nAPI Name: no_function\nDescription: The use of other functions is not appropriate, as it is unable to fill in the correct function parameters based on the query, or there is no function that meets the requirements at all.\nParameters: N/A]</p> <p>(format your answer as mentioned above)</p>
<p><b>Response based on System prompt (<math>r_c</math>):</b></p> <ol style="list-style-type: none"> <li>Selected API: titles_x_titles_by_ids_for_moviesdatabase(idslst=tt0001702,tt0001856,tt0001856, list=most_pop_movies, info=base_info)</li> <li>Reason for API: This API is chosen because it can retrieve a list of titles based on IMDb IDs, which matches the user's query. The user wants to know the ranking, rating, and basic information of the movies with the given IMDb IDs. By providing the idslst, list, and info parameters, we can obtain the desired information for the user.</li> </ol>
<p><b>Response based on Toollama prompt (<math>r_l</math>):</b></p> <p>Thought: The user wants to know the ranking, rating, and basic information of the movies with IMDb IDs tt0001702, tt0001856, and tt0001856 in the most popular movie series. I should call the "titles_x_titles_by_ids_for_moviesdatabase" function with the appropriate parameters.</p> <p>Action: titles_x_titles_by_ids_for_moviesdatabase</p> <p>Action Input: {"idslst": "tt0001702,tt0001856,tt0001856", "list": "most_pop_movies", "info": "base_info"}</p>
<p><b>GPT4-Scoring prompt:</b></p> <p>We would like to request your feedback on the performance of two AI assistants in response to the user question displayed above.</p> <p>The external APIs accessible to AI assistants are as follows: [API Name: titles_x_titles_by_ids_for_moviesdatabase\nDescription: Retrieves a list of titles based on IMDb IDs\nParameters:\n- idslst (required): comma-separated list of IMDb IDs (e.g. "tt0001702,tt0001856,tt0001856")\n- list (optional): selected list (e.g. "most_pop_movies", "most_pop_series", "top_rated_series_250")\n- info (optional): info type structure (default: mini-info) (e.g. "base_info", "mini_info", "image")\nAPI Name: no_function\nDescription: The use of other functions is not appropriate, as it is unable to fill in the correct function parameters based on the query, or there is no function that meets the requirements at all.\nParameters: N/A]</p> <p>Question: My friend recommended a few movies to me with the IMDb IDs tt0001702, tt0001856, tt0001856. I'd like to know their rankings and ratings in the most popular movie series, as well as their basic information.</p> <p>Assistant 1: Thought: The user wants to know the ranking, rating, and basic information of the movies with IMDb IDs tt0001702, tt0001856, and tt0001856 in the most popular movie series. I should call the "titles_x_titles_by_ids_for_moviesdatabase" function with the appropriate parameters. Action: titles_x_titles_by_ids_for_moviesdatabase Action Input: {"idslst": "tt0001702,tt0001856,tt0001856", "list": "most_pop_movies", "info": "base_info"}</p> <p>Assistant 2: 1. Selected API: titles_x_titles_by_ids_for_moviesdatabase(&amp;#x26;#x26;idslst=tt0001702,tt0001856,tt0001856, list=most_pop_movies, info=base_info) 2. Reason for API: This API is chosen because it can retrieve a list of titles based on IMDb IDs, which matches the user's query. The user wants to know the ranking, rating, and basic information of the movies with the given IMDb IDs. By providing the idslst, list, and info parameters, we can obtain the desired information for the user.</p> <p>The two assistants can utilize the APIs listed above. Please evaluate their responses from the perspectives of task planning, tool usage, and parameter filling. Each assistant receives an overall score on a scale of 1 to 10, where a higher score indicates better overall performance.</p> <p>Please first output a single line containing only two values indicating the scores for Assistant 1 and 2, respectively. The two scores are separated by a space. In the subsequent line, please provide a comprehensive explanation of your evaluation, avoiding any potential bias and ensuring that the order in which the responses were presented does not affect your judgment.</p>
<p><b>GPT4-Scoring response:</b></p> <p>10 10</p> <p>Both Assistant 1 and Assistant 2 provided the correct API action and input parameters to answer the user's question. They both identified the user's need to know the ranking, rating, and basic information of the movies with the given IMDb IDs and selected the "titles_x_titles_by_ids_for_moviesdatabase" API with the appropriate parameters. Assistant 2 provided a more detailed explanation of their reasoning, but both assistants demonstrated a clear understanding of the task and used the available tools effectively.</p>
<p><b>Meta-Agent Template Score: <math>\sigma(r_c, r_l) = 5</math></b></p>

Figure 10: A good case of a meta-agent generated prompt evaluated through GPT-4 scoring .

---

**Query:**

Please help me translate this sentence into French: 'Today the weather is great, let's go to the park.'

---

**System prompt generated by Meta-Agent:**

You play the role of a professional personal assistant, possessing the ability to efficiently search web resources, integrate information, set priorities, and interact externally. By utilizing the internet resources you are familiar with, you continuously evolve in analyzing and solving the problems posed by users until the task is complete.

Please help me translate this sentence into French: 'Today the weather is great, let's go to the park.'

Considering the following APIs:

- {'name': 'languages', 'description': 'Returns a list of supported languages for translation.', 'params': {'type': 'object', 'properties': {}, 'required': [], 'optional': []}}
- {'name': 'translate', 'description': 'Translates input text and returns translated text.', 'params': {'type': 'object', 'properties': {'text': {'type': 'string', 'description': 'The input text to translate.', 'example': 'If you don't know what language the text is written in, our API will detect the language of the original request.'}, 'to\_lang': {'type': 'string', 'description': 'The language to use for translation of the input text, set to one of the language codes listed in the overview tab', 'example': 'fr'}, 'from\_lang': {'type': 'string', 'description': 'The language of the fromLang, set to one of the language codes listed in Language Support. If the source language is not specified, the API will attempt to detect the source language automatically and return it within the response.', 'example': 'en'}}, 'required': ['text', 'to\_lang'], 'optional': ['from\_lang']}}
- {'name': 'detect', 'description': 'Detects the language of text within a request.', 'params': {'type': 'object', 'properties': {'text': {'type': 'string', 'description': 'The input text upon which to perform language detection. Repeat this parameter to perform language detection on multiple text inputs.', 'example': 'If you don't know what language the text is written in, our API will detect the language of the original request.'}}, 'required': ['text'], 'optional': []}}

For the QUERY, please select one of the APIs and provide the necessary parameters for subsequent operations. Note that your answer should include the following aspects:

Selected API name and description  
 Parameters used and their descriptions  
 A brief explanation of why this API was chosen  
 Your answer should be in the following format:

```
API name: <API name>
API description: <Description>
Parameters: <{<Parameter name 1>: <Description 1>, <Parameter name 2>: <Description 2>}>
Reason: <Reason for selection>
```

Please ensure that your answer follows the above format for subsequent processing.

---

**Response based on System prompt ( $r_c$ ):**

```
API Name: translate
API Description: Translates input text and returns translated text
Parameters: {text: 'The input text to translate.', to_lang: 'The language to use for translation of the input text, set to one of the language codes listed in the overview tab', from_lang: 'The language of the fromLang, set to one of the language codes listed in Language Support. If the source language is not specified, the API will attempt to detect the source language automatically and return it within the response.}'
Reason: This API can translate the input text into the target language, meeting the need to translate from Chinese to French.
```

---

**Response based on Toollama prompt ( $r_j$ ):**

```
<startofthink>{"api_name": "translate", "parameters": {"text": "Today the weather is great, let's go to the park.", "to_lang": "fr"}}<endofthink>
```

---

**GPT4-Scoring prompt:**

We would like to request your feedback on the performance of two AI assistants in response to the user question displayed above.

The external APIs accessible to AI assistants are as follows:

```
[{'name': 'languages', 'description': 'Returns a list of supported languages for translation.', 'params': {'type': 'object', 'properties': {}, 'required': [], 'optional': []}}, {'name': 'translate', 'description': 'Translates input text and returns translated text.', 'params': {'type': 'object', 'properties': {'text': {'type': 'string', 'description': 'The input text to translate.', 'example': 'If you don't know what language the text is written in, our API will detect the language of the original request.'}, 'to_lang': {'type': 'string', 'description': 'The language to use for translation of the input text, set to one of the language codes listed in the overview tab', 'example': 'fr'}, 'from_lang': {'type': 'string', 'description': 'The language of the fromLang, set to one of the language codes listed in Language Support. If the source language is not specified, the API will attempt to detect the source language automatically and return it within the response.', 'example': 'en'}}, 'required': ['text', 'to_lang'], 'optional': ['from_lang']}, {'name': 'detect', 'description': 'Detects the language of text within a request.', 'params': {'type': 'object', 'properties': {'text': {'type': 'string', 'description': 'The input text upon which to perform language detection. Repeat this parameter to perform language detection on multiple text inputs.', 'example': 'If you don't know what language the text is written in, our API will detect the language of the original request.'}}, 'required': ['text'], 'optional': []}]
```

Question:

Please help me translate this sentence into French: 'Today the weather is great, let's go to the park.'

Assistant 1:

```
<startofthink>{"api_name": "translate", "parameters": {"text": "Today the weather is great, let's go to the park.", "to_lang": "fr"}}<endofthink>
```

Assistant 2:

```
API Name: translate
API Description: Translates input text and returns translated text
Parameters: {text: 'The input text to translate.', to_lang: 'The language to use for translation of the input text, set to one of the language codes listed in the overview tab', from_lang: 'The language of the fromLang, set to one of the language codes listed in Language Support. If the source language is not specified, the API will attempt to detect the source language automatically and return it within the response.}'
Reason: This API can translate the input text into the target language, meeting the need to translate from Chinese to French.
```

The two assistants can utilize the APIs listed above. Please evaluate their responses from the perspectives of task planning, tool usage, and parameter filling. Each assistant receives an overall score on a scale of 1 to 10, where a higher score indicates better overall performance.

Please first output a single line containing only two values indicating the scores for Assistant 1 and 2, respectively. The two scores are separated by a space. In the subsequent line, please provide a comprehensive explanation of your evaluation, avoiding any potential bias and ensuring that the order in which the responses were presented does not affect your judgment.

---

**GPT4-Scoring response:**

10 5

Assistant 1 provided a direct and correct API call with the appropriate parameters to translate the given Chinese text into French. Assistant 2, on the other hand, only provided a description of the "translate" API and its parameters without actually making the API call. Assistant 1 demonstrated better task planning, tool usage, and parameter filling, while Assistant 2 failed to make the necessary API call to complete the task.

---

**Meta-Agent Template Score:**  $\sigma(r_c, r_j) = 3$

**Figure 11: A suboptimal case of a meta-agent generated prompt evaluated through GPT-4 scoring.**

**Query** [Conversation time: December 4, 2023 (Monday) (GMT-8) in Los Angeles, California, USA]:

Will it rain in Los Angeles this Friday?

**The Thought Process of GPT-3.5:**

STEP 1:

**Thought:** Check the weather conditions in Los Angeles for this week.

**Action:** get\_weather\_info(location=Los Angeles,start\_date=2023-12-04,end\_date=2023-12-12,is\_current=no)

**Observation:** Los Angeles weather forecast for December 4, 2023, to December 10, 2023:

Date	Weather	High Temp (°C)	Low Temp (°C)	Average Temp (°C)	Rain Prob	Snow Prob	Avg. Visibility (km)	Avg. Humidity (%)	Sunrise Time	Sunset Time	Air Quality
2023-12-05	Sunny	28.1	13.2	19.4	0	0	10.0	31.0	06:43 AM	04:43 PM	
2023-12-06	Sunny	23.1	13.9	18.2	0	0	10.0	41.0	06:44 AM	04:43 PM	
2023-12-07	Cloudy	21.2	15.3	17.5	0	0	10.0	45.0	06:45 AM	04:43 PM	
2023-12-08	Sunny	20.9	13.3	15.8	0	0	10.0	23.0	06:46 AM	04:43 PM	
2023-12-09	Sunny	22.7	13.1	17.4	0	0	10.0	9.0	06:47 AM	04:44 PM	
2023-12-10	Sunny	25.1	15.2	19.3	0	0	10.0	14.0	06:47 AM	04:44 PM	

STEP 2:

**Thought:** Check the weather in Los Angeles this Friday.

**Action:** get\_weather\_info(location=Los Angeles,start\_date=2023-12-10,end\_date=2023-12-10,is\_current=no)

**Observation:** Los Angeles weather forecast for December 10, 2023:

Date	Weather	High Temp (°C)	Low Temp (°C)	Average Temp (°C)	Rain Prob	Snow Prob	Avg. Visibility (km)	Avg. Humidity (%)	Sunrise Time	Sunset Time	Air Quality
2023-12-10	Sunny	25.1	15.2	19.3	0	0	10.0	14.0	06:47 AM	04:44 PM	

STEP 3:

**Thought:** Check the amount of rain in Los Angeles this Friday.

**Action:** get\_weather\_info(location=Los Angeles,start\_date=2023-12-10,end\_date=2023-12-10,is\_current=no)

**Observation:** Los Angeles weather forecast for December 10, 2023:

Date	Weather	High Temp (°C)	Low Temp (°C)	Average Temp (°C)	Rain Prob	Snow Prob	Avg. Visibility (km)	Avg. Humidity (%)	Sunrise Time	Sunset Time	Air Quality
2023-12-10	Sunny	25.1	15.2	19.3	0	0	10.0	14.0	06:47 AM	04:44 PM	

STEP 4:

**Thought:** Check the rainfall in Los Angeles this Friday.

**Action:** get\_weather\_info(location=Los Angeles,start\_date=2023-12-10,end\_date=2023-12-10,is\_current=no)

**Observation:** Los Angeles weather forecast for December 10, 2023:

Date	Weather	High Temp (°C)	Low Temp (°C)	Average Temp (°C)	Rain Prob	Snow Prob	Avg. Visibility (km)	Avg. Humidity (%)	Sunrise Time	Sunset Time	Air Quality
2023-12-10	Sunny	25.1	15.2	19.3	0	0	10.0	14.0	06:47 AM	04:44 PM	

STEP 5:

**Thought:** Check the probability of precipitation in Los Angeles this Friday.

**Action:** get\_weather\_info(location=Los Angeles,start\_date=2023-12-10,end\_date=2023-12-10,is\_current=no)

**Observation:** Los Angeles weather forecast for December 10, 2023:

Date	Weather	High Temp (°C)	Low Temp (°C)	Average Temp (°C)	Rain Prob	Snow Prob	Avg. Visibility (km)	Avg. Humidity (%)	Sunrise Time	Sunset Time	Air Quality
2023-12-10	Sunny	25.1	15.2	19.3	0	0	10.0	14.0	06:47 AM	04:44 PM	

FINAL RESPONSE:

According to the weather forecast for Los Angeles this Friday, there is no predicted chance of rain.

**The Thought Process of our Baichuan-MAT:**

STEP 1:

**Thought:** Check the weather information in Los Angeles this Friday.

**Action:** get\_weather\_info(location=Los Angeles,start\_date=2023-12-08,end\_date=2023-12-08,is\_current=no)

**Observation:** Los Angeles weather forecast for December 10, 2023:

Date	Weather	High Temp (°C)	Low Temp (°C)	Average Temp (°C)	Rain Prob	Snow Prob	Avg. Visibility (km)	Avg. Humidity (%)	Sunrise Time	Sunset Time	Air Quality
2023-12-08	Sunny	20.9	13.3	15.8	0	0	10.0	23.0	06:46 AM	04:43 PM	

FINAL RESPONSE:

Based on the information I found, the weather forecast for Los Angeles on December 8, 2023 (this Friday), indicates no rainfall with a 0% chance of precipitation. Therefore, it will not rain in Los Angeles this Friday.

**Figure 12: Performance Comparison of GPT-3.5 and our Baichuan-MAT in Responding to the Query "Will it rain in Los Angeles this Friday?" within the KAgentSys Framework.**