

Physical Layer Security Performance of Dual RIS-aided V2V NOMA Communications

Farshad Rostami Ghadi, Masoud Kaveh, Kai-Kit Wong, *Fellow, IEEE*, and Diego Martín

Abstract—This paper investigates the performance of physical layer security (PLS) in a vehicle-to-vehicle (V2V) communication system, where a transmitter vehicle exploits a dual reconfigurable intelligent surface (RIS) to send confidential information to legitimate receiver vehicles under the non-orthogonal multiple access (NOMA) scheme in the presence of an eavesdropper vehicle. In particular, it is assumed that an RIS is near the transmitter vehicle and another RIS is close to the receiver vehicles to provide a wider smart radio environment. Besides, we suppose that the channels between two RISs suffer from the Fisher-Snedecor \mathcal{F} fading model. Under this scenario, we first provide the marginal distributions of equivalent channels at the legitimate receiver vehicles by exploiting the central limit theorem (CLT). Then, in order to evaluate the PLS performance of the considered secure communication system, we derive analytical expressions of the average secrecy capacity (ASC), secrecy outage probability (SOP), and secrecy energy efficiency (SEE) by using the Gauss-Laguerre quadrature and the Gaussian quadrature techniques. Moreover, to gain more insights into the secrecy performance, the asymptotic expression of the ASC is obtained. The numerical results indicate that incorporating the dual RIS in the secure V2V communication under the NOMA scheme can significantly provide ultra-reliable transmission and guarantee more secure communication for intelligent transportation systems (ITS).

Index Terms—V2V secure communications, RIS, NOMA, Fisher-Snedecor \mathcal{F} fading channels, secrecy performance.

I. INTRODUCTION

THE advent of the sixth generation (6G) of wireless communication systems heralds an era where the seamless interconnectivity of devices is paramount [1]. Among the various types of connections, vehicular communications stand out for their critical role in enhancing road safety, traffic efficiency, and the provision of infotainment services [2]. Vehicle-to-everything (V2X) communications, a subset

of which includes vehicle-to-vehicle (V2V) interactions, are essential components of future intelligent transportation systems (ITS). These systems utilize the exchange of information between vehicles and various entities in the traffic ecosystem to support autonomous driving and smart mobility solutions [3]–[5]. In the pursuit of hyper-connectivity and intelligent network solutions proposed for 6G, reconfigurable intelligent surfaces (RIS) has shown as a transformative technology [6]. RIS-aided communication networks can intelligently alter the propagation environment to enhance signal quality, extend coverage, and increase spectral and energy efficiency. By employing programmable metasurfaces that can adaptively focus and redirect transmitted signals, RIS offers unique advantages, including improved channel capacities and the mitigation of detrimental propagation effects [7]. Moreover, to broaden the utility of RISs across the complete spatial domain, the concept of simultaneously transmitting and reflecting RISs (STAR-RISs) that possess the ability to concurrently transmit and reflect signals has been suggested. [8]–[10].

However, as vehicular networks become more interconnected, the security of transmitted information becomes increasingly vulnerable to interception and unauthorized access [11]. The openness of wireless channels poses a significant challenge for maintaining the secrecy of sensitive data. Physical layer security (PLS) approaches have been advocated to exploit the inherent randomness of communication channels to enhance security, providing an additional layer of protection that complements upper-layer encryption methods [12]. The performance of PLS is primarily determined by the unpredictability and variability of the wireless channel. This is due to the fact that the security in PLS is achieved by ensuring that the signal quality at the legitimate receiver is significantly better than that at the potential eavesdropper.

Recently, it has been shown that the PLS performance is greatly enhanced by advanced technologies such as RIS [13]–[17]. RIS can intelligently manipulate the propagation environment to improve the signal quality at the legitimate receiver while degrading it at the eavesdropper. This not only strengthens the security of the communication but also improves the overall spectral efficiency of the network. Moreover, with the evolution of multiple access schemes, non-orthogonal multiple access (NOMA) has emerged as a superior alternative to traditional orthogonal multiple access (OMA) techniques [18]. NOMA leverages the power domain for user multiplexing, allowing multiple users to share the same frequency resources but with different power levels, thereby increasing spectral efficiency and supporting massive connectivity—a key requirement in dense vehicular networks [19].

The work of K. Wong is supported by the Engineering and Physical Sciences Research Council (EPSRC) under Grant EP/W026813/1. The work of D. Martín is supported in part by the Project PRESECREL under Grant PID2021-124502OB-C43, and in part by the Ministerio de Ciencia e Investigación (Spain), in relation to the Plan Estatal de Investigación Científica y Técnica y de Innovación 2017-2020. For the purpose of open access, the authors will apply a Creative Commons Attribution (CC BY) licence to any Author Accepted Manuscript version arising.

Farshad Rostami Ghadi and Kai-Kit Wong are with the Department of Electronic and Electrical Engineering, University College London, WC1E 6BT London, UK. (E-mail: {f.rostamighadi, kai-kit.wong}@ucl.ac.uk).

Masoud Kaveh is with the Department of Information and Communication Engineering, Aalto University, 02150 Espoo, Finland (e-mail: masoud.kaveh@aalto.fi).

Diego Martín is with the ETSI de Telecomunicación, Universidad Politécnica de Madrid, 28040 Madrid, Spain (e-mail: diego.martin.de.andres@upm.es).

Corresponding author: Diego Martín.

Digital Object Identifier 10.1109/XXX.2021.XXXXXXX

A. Related Works

There have been great efforts in recent years focusing on RIS-aided communications in vehicular networks for various scenarios. The authors in [20] evaluated the optimization of socially aware V2X networks augmented with RIS technology. They focused on maximizing the sum capacity of vehicle-to-infrastructure (V2I) links under the constraints of reliable V2V communications, through joint optimization of power allocation, RIS reflection coefficients, and spectrum allocation. Their proposed algorithm demonstrates significant improvements in vehicular communication quality, illustrating the transformative impact of RIS in enhancing vehicular network performance. In [21], the authors investigated robust transmission strategies for RIS-aided millimeter wave (mmWave) vehicular communications. They proposed a transmission scheme that adapts to quickly changing channel state information (CSI), crucial for high-mobility scenarios. The focus on statistical CSI rather than instantaneous CSI addresses the challenge of high signaling overhead in RIS-aided systems. Their results confirmed the effectiveness of their approach, highlighting the potential of RIS in elevating mmWave vehicular communication under dynamic conditions. By examining V2I communication aided by a dual RIS, the authors in [22] derived analytical expressions for the OP, energy efficiency (EE), and spectral efficiency (SE) under Nakagami- m fading channels. Their results indicated that considering the dual RIS instead of single RIS can significantly enhance the system performance in ITS. Moreover, by considering both NOMA and OMA schemes, the authors in [23] evaluated the performance of RIS/STAR-RIS-assisted V2V communications, where they obtained closed-form expressions of the OP, ergodic capacity (EC), and EE under Fisher-Snedecor \mathcal{F} fading channels, exploiting the central limit theorem (CLT). They revealed that the NOMA approach under the consideration of RIS and STAR-RIS can provide better performance in comparison with OMA scenario for ITS. By considering the phase error and mobility of vehicles in RIS-assisted communication systems, the author in [24] employed a new scheme to demonstrate the distribution of the resultant channel and then derived analytical expressions of average bit-error-rate (BER) under the generalized- \mathcal{K} shadowed fading distribution. The authors in [25] focused on mitigating passive attacks in 6G vehicular networks from a PLS perspective. They presented analytical expressions of OP and secrecy outage probability (SOP), considering vehicular to infrastructure scenarios aided by RIS. Their findings suggested that RIS can enhance the secrecy performance more effectively than traditional access points, indicating its pivotal role in securing future vehicular networks against eavesdropping threats. In [26], the authors explored the performance of partial RIS selection versus partial relay selection in vehicular communications. They derived closed-form expressions for different performance metrics, such as EC and average secrecy capacity (ASC). Their comparison showed the advantages of partial RIS selection over single RIS architecture and traditional relay systems, especially in high mobility and high quality of service (QoS) requirement scenarios of wireless vehicular networks. The secrecy performance of RIS-aided

vehicular communications by considering both V2V and V2I scenarios was analyzed in [27]. The authors derived closed-form expressions of the SOP, confirming the potential of RIS in enhancing secure communications in vehicular networks. Their work underscored the versatility of RIS in different vehicular communication scenarios, bolstering the security against the passive eavesdroppers.

B. Motivation and Contributions

Motivated by the significant impact of using RISs in extending coverage area and providing high spectral/energy efficiency over the next generation of intelligent V2V communications, the remarkable advantages of exploiting PLS to guarantee secure and reliable transmission, and the key role of Fisher-Snedecor \mathcal{F} distribution in precise modeling and characterization of the simultaneous occurrence of multipath fading and shadowing, in this paper, we consider a dual RIS-aided V2V secure communication under the NOMA transmission scheme, where the fading channels is modeled as Fisher-Snedecor \mathcal{F} distribution. To the best of the author's knowledge, no prior studies have addressed the PLS over dual RISs-aided vehicular communications. In particular, we assume a transmitter vehicle aims to send a confidential message to legitimate receivers by employing two RISs, while an eavesdropper vehicle tries to decode the information. Moreover, we assume that the RISs are close to the legitimate and eavesdropper vehicles so that the corresponding links can be represented as deterministic line-of-sight (LoS) channels. In this regard, we first derive the marginal distributions of the equivalent channels at legitimate receiver and eavesdropper vehicles, and then we develop analytical formulations for key secrecy performance metrics to assess the secrecy performance of the proposed system model. Hence, the key contributions of our study can be outlined as follows

- First, we provide the marginal distributions of the signal-to-noise ratio (SNR) and signal-to-interference-plus-noise ratio (SINR) at the legitimate receiver and eavesdropper vehicles with the help of the CLT.
- Next, we derive the analytical expressions of the ASC, SOP, and secrecy energy efficiency (SEE) by utilizing the Gauss-Laguerre quadrature and the Gaussian quadrature methods.
- Then, to acquire deeper understanding of the performance of the obtained secrecy metrics, we derive the asymptotic expressions of the ASC in the high SNR regime.
- Finally, we evaluate the secrecy performance of the considered system model in terms of the ASC, SOP, and SEE. To this purpose, we validate the validation of the analytical expressions with the Monte-Carlo simulation; namely, the numerical findings validate the effectiveness of incorporating dual RIS in V2V communication can significantly provide a more secure and reliable transmission for ITS.

C. Organization

The reminder for this paper is organized as follows: Section II describes the channel model and the statistical characterization. In Section III, the secrecy performance metrics are

analyzed. The numerical results are also presented in Section IV, and the conclusions are provided in Section V.

II. SYSTEM MODEL

A. Channel Model

We examine a secure wireless V2V communication within the framework of NOMA as illustrated in Fig. 1, where a transmitter v_t aims to send a confidential signal with the help of two RISs to the legitimate receiver vehicles v_{r_i} , $i \in \{1, 2\}$, whereas an eavesdropper vehicle v_e attempts to decode the desired information. We assume that the direct links between v_t and both v_{r_i} and v_e are blocked due to obstacles such as buildings, etc. Hence, we assume that the first RIS with M_1 elements is located near the transmitter vehicle v_t and the second RIS with M_2 elements is deployed close to the legitimate receivers v_{r_i} and eavesdropper v_e . We also consider that the distance between v_t and the first RIS, $d_{v_t R_1}$, as well as the distance between the second RIS and v_{r_i} , $d_{R_2 v_{r_i}}$, and v_e , $d_{R_2 v_e}$, are small, and thus, the respective channels can be appropriately modeled as determinist line-of-sight (LoS) channels. Meanwhile, we assume that the distance between two RISs, $d_{R_1 R_2}$, is large enough; thereby, the corresponding links between the k -th elements of the first RIS and the l -th element of the second RIS are quasi-static fading channels. According to the NOMA scheme, let the transmitter vehicle v_t exploits superposition coding, i.e., to simultaneously transmit the corresponding signals to v_{r_i} over the power domain. Specifically, without loss of generality, we consider v_{r_1} as the near receiver vehicle (i.e., strong receiver vehicle) and v_{r_2} as the far receiver vehicle (i.e., weak receiver vehicle). By doing so, more power is always allocated to the weak receiver vehicle v_{r_2} , i.e., $p_{r_2} \geq p_{r_1}$, due to the user fairness, where p_{r_i} is the power allocation factor that satisfies $p_{r_1} + p_{r_2} = 1$. Therefore, the received signal at the vehicle $n \in \{r_i, e\}$ can be expressed as

$$y_n = \sqrt{P} \left(\sum_{k=1}^{M_1} \sum_{l=1}^{M_2} e^{j\phi_k} h_{k,l} e^{j\psi_{n,l}} \right) (\sqrt{p_{r_1}} x_{r_1} + \sqrt{p_{r_2}} x_{r_2}) + z_n, \quad (1)$$

where P is the total transmit power, x_{r_i} denotes the symbol sent by the transmitter vehicle v_t to v_n , and $z_n \sim \mathcal{CN}(0, \delta_n^2)$ denotes the additive white Gaussian noise (AWGN) at the vehicle v_n that is modeled as a zero-mean complex Gaussian distribution with variance δ_n^2 . Besides, the fading channel from the first RIS to the second RIS is defined by $h_{k,l} = \eta_{k,l} d_{R_1 R_2}^{-\kappa} e^{-j\zeta_{k,l}}$, where $\eta_{k,l}$ and $\zeta_{k,l}$ denote the amplitude and the phase of $h_{k,l}$, respectively. The term $\kappa > 2$ is also the path-loss exponent. Moreover, ϕ_k and $\psi_{n,l}$ are the variable phases generated by the k -th element of the first RIS and the l -th element of the second RIS, respectively. Additionally, regarding the assumption of LoS between vehicles and RISs, the corresponding path-loss for a link distance d at the carrier frequency of 3 GHz can be expressed as [28]

$$\mathcal{D}(d) [\text{dB}] = -37.5 - 22 \log_{10}(d/1\text{m}). \quad (2)$$



Fig. 1. System model indicates a secure dual RIS-aided V2V NOMA communication.

B. Instantaneous SNR/SINR

Regarding the NOMA scheme, the successive interference cancellation (SIC) is conducted at the strong receiver vehicle v_{r_1} to gain high rate performance, whereas the weak receiver vehicle v_{r_2} decodes its signal directly by considering interference as noise. Hence, we can define the SINR of the SIC process as

$$\gamma_{\text{sic}} = \frac{\bar{\gamma} p_{r_2} \mathcal{D} d_{R_1 R_2}^{-\kappa} \left| \sum_{k=1}^{M_1} \sum_{l=1}^{M_2} \eta_{k,l} e^{j(\phi_k + \psi_{r_1,l} - \zeta_{k,l})} \right|^2}{\bar{\gamma} p_{r_1} \mathcal{D} d_{R_1 R_2}^{-\kappa} \left| \sum_{k=1}^{M_1} \sum_{l=1}^{M_2} \eta_{k,l} e^{j(\phi_k + \psi_{r_1,l} - \zeta_{k,l})} \right|^2 + 1}, \quad (3)$$

in which $\bar{\gamma} = \frac{P}{\delta_n^2}$ is the average transmit SNR. Next, after successful SIC, v_{r_1} eliminates the message of v_{r_2} from its received signal and deciphers its necessary information with the subsequent SNR.

$$\gamma_{r_1} = \bar{\gamma} p_{r_1} \mathcal{D} d_{R_1 R_2}^{-\kappa} \left| \sum_{k=1}^{M_1} \sum_{l=1}^{M_2} \eta_{k,l} e^{j(\phi_k + \psi_{r_1,l} - \zeta_{k,l})} \right|^2. \quad (4)$$

Meanwhile, the weak receiver vehicle v_{r_2} decodes its own signal and it has no power to remove the signal of v_{r_1} from the combined transmitted message. Hence, by considering the signal of v_{r_1} as extra interference, the corresponding SINR at v_{r_2} can be expressed as

$$\gamma_{r_2} = \frac{\bar{\gamma} p_{r_2} \mathcal{D} d_{R_1 R_2}^{-\kappa} \left| \sum_{k=1}^{M_1} \sum_{l=1}^{M_2} \eta_{k,l} e^{j(\phi_k + \psi_{r_2,l} - \zeta_{k,l})} \right|^2}{\bar{\gamma} p_{r_1} \mathcal{D} d_{R_1 R_2}^{-\kappa} \left| \sum_{k=1}^{M_1} \sum_{l=1}^{M_2} \eta_{k,l} e^{j(\phi_k + \psi_{r_2,l} - \zeta_{k,l})} \right|^2 + 1}. \quad (5)$$

On the other hand, by considering the multiuser detection ability of the eavesdropper, we assume that it can exploit the parallel interference cancellation approach to intercept the different vehicles' signals. Therefore, the received SNR at v_e can be formulated as

$$\gamma_e = \bar{\gamma}_e p_{r_1} \mathcal{D} d_{R_1 R_2}^{-\kappa} \left| \sum_{k=1}^{M_1} \sum_{l=1}^{M_2} \eta_{k,l} e^{j(\phi_k + \psi_{r_1,l} - \zeta_{k,l})} \right|^2, \quad (6)$$

in which $\bar{\gamma}_e = \frac{P}{\delta_e^2}$ is the average SNR at v_e .

C. Statistical Characterization

In order to evaluate the performance of secrecy metrics such as SOP and ASC, we first need to characterize the distributions of γ_{r_i} and γ_e .

1) *Distribution of γ_{r_i}* : In order to optimize the SNR and SINR at the receiver vehicles v_{r_i} , we consider that the CSI of v_{r_i} is available at the RISs, thereby, the RISs can set an ideal phase shifting, i.e., $\zeta_{k,l} = \phi_k + \psi_{r_i,l}$, in (3)-(5). Hence, regarding the CLT when $M_1, M_2 \gg 1$, the random variable $U = \left| \sum_{k=1}^{M_1} \sum_{l=1}^{M_2} \eta_{k,l} \right|$ is approximated as a Gaussian random variable with mean $\mu_U = \sum_{k=1}^{M_1} \sum_{l=1}^{M_2} \mu_{k,l}$ and variance $\sigma_U^2 = \sum_{k=1}^{M_1} \sum_{l=1}^{M_2} \sigma_{k,l}^2$. Given that we consider the legitimate channels following the Fisher-Snedecor \mathcal{F} distribution, $\mu_{k,l} = \frac{m_2}{m_2-1}$ and $\sigma_{k,l}^2 = \frac{m_2^2(m_1+m_2-1)}{m_1(m_2-1)^2(m_2-2)}$ can be defined as the mean and variance of the random variable $\eta_{k,l}$ for all $k = \{1, \dots, M_1\}$ and $l = \{1, \dots, M_2\}$, respectively. The terms m_1 and m_2 are fading parameters that represent the fading severity and the amount of shadowing of the root-mean-square (rms) signal power, respectively. Therefore, the corresponding CDF for the random variable U is defined as

$$F_U(u) = \frac{1}{2} \left[1 + \operatorname{erf} \left(\frac{u - \mu_U}{\sigma_U \sqrt{2}} \right) \right], \quad (7)$$

where $\operatorname{erf}(s) = \frac{2}{\sqrt{\pi}} \int_0^s e^{-t^2} dt$ is the error function. Additionally, the mean μ_U and variance σ_U^2 under Fisher-Snedecor \mathcal{F} can be expressed respectively as

$$\mu_U = \frac{M_1 M_2 m_2}{m_2 - 1}, \quad (8)$$

$$\sigma_U^2 = \frac{M_1 M_2 m_2^2 (m_1 + m_2 - 1)}{m_1 (m_2 - 1)^2 (m_2 - 2)}. \quad (9)$$

Then, by applying the transformation of random variables into (7), the CDF of γ_{r_1} and γ_{r_2} are respectively given by

$$F_{\gamma_{r_1}}(\gamma_{r_1}) = \frac{1}{2} \left[1 + \operatorname{erf} \left(\frac{\sqrt{\gamma_{r_1}} - \mu_U \sqrt{\gamma A_1}}{\sigma_U \sqrt{2\gamma A_1}} \right) \right], \quad (10)$$

$$F_{\gamma_{r_2}}(\gamma_{r_2}) = \frac{1}{2} \left[1 + \operatorname{erf} \left(\frac{\sqrt{\frac{\gamma_{r_2}}{\gamma A_2 - \gamma A_1 \gamma_{r_2}}} - \mu_U}{\sigma_U \sqrt{2}} \right) \right], \quad (11)$$

in which $A_i = p_{r_i} \mathcal{D}d_{R_1 R_2}^{-\kappa}$ for $i \in \{1, 2\}$.

2) *Distribution of γ_e* : By optimizing the phase shifts of the RIS elements according to the conditions of the legitimate link, the phase shifts experienced by the eavesdropper's link can end up being uniformly distributed. Moreover, we assume that the CSI of v_e is not known and the RISs cannot maximize the SNR of the eavesdropper. Then, according to the CLT, γ_e can be estimated by an exponential random variable. Thus, the PDF and CDF of γ_e can be respectively defined as [29]

$$f_{\gamma_e}(\gamma_e) = \lambda_e e^{-\lambda_e \gamma_e}, \quad (12)$$

$$F_{\gamma_e}(\gamma_e) = 1 - e^{-\lambda_e \gamma_e}, \quad (13)$$

in which $\lambda_e = \frac{1}{\bar{\gamma}_e A_1 \mu_u}$.

III. SECRECY METRICS ANALYSIS

Here, by exploiting the obtained CDF and PDF, we first derive analytical expressions of the ASC, SOP, and SEE. Then, we derive the asymptotic expressions of the ASC in the high SNR conditions.

A. ASC Analysis

One of the main goals of PLS is to guarantee secure communication between transmitters and receivers. Therefore, in order to achieve such secure transmission in the considered dual RIS-aided NOMA V2V system, the data rates of the confidential messages x_{r_i} for receiver vehicles v_{r_i} need to be set based on the channel conditions and decoding process at the respective receiver and eavesdropper vehicles. To this end, secrecy capacity is defined as the difference between the channel capacities corresponding to legitimate and wiretap links. In particular, the secrecy capacity for the transmission of information from transmitter vehicle v_t to receiver vehicle v_{r_i} is mathematically given by

$$C_s^{r_i}(\gamma_{r_i}, \gamma_e) = [C_{r_i} - C_e]^+, \quad i \in \{1, 2\}, \quad (14)$$

where $C_n = \log_2(1 + \gamma_n)$. Then, given that $C_s^{r_i}$ is a random function of γ_{r_i} and γ_e , we can express the ASC as follow

$$\bar{C}_s^{r_i} \text{ [bps/Hz]} \triangleq \mathbb{E}[C_s^{r_i}(\gamma_{r_i}, \gamma_e)]. \quad (15)$$

Proposition 1. *The ASC for the receiver vehicle v_{r_1} for the studied secure dual RIS-aided V2V NOMA communication system is given by*

$$\bar{C}_s^{r_1} \approx \frac{2}{\ln 2} \sum_{\tilde{n}=1}^{\tilde{N}} w_{\tilde{n}} \frac{(1 - e^{-\lambda_e \epsilon_{\tilde{n}}})}{e^{\epsilon_{\tilde{n}}} (1 + \epsilon_{\tilde{n}})} \operatorname{erfc} \left(\frac{\sqrt{\epsilon_{\tilde{n}}} - \mu_U \sqrt{\gamma A_1}}{\sigma_U \sqrt{2\gamma A_1}} \right), \quad (16)$$

in which

$$w_{\tilde{n}} = \frac{\epsilon_{\tilde{n}}}{2 (\tilde{N} + 1)^2 L_{\tilde{N}+1}^2(\epsilon_{\tilde{n}})}, \quad (17)$$

$\epsilon_{\tilde{n}}$ is the \tilde{n} -th root of Laguerre polynomial $L_{\tilde{N}}(\epsilon_{\tilde{n}})$, \tilde{N} defines the parameter to ensure a complexity-accuracy trade-off, $\operatorname{erfc}(s) = 1 - \operatorname{erf}(s)$, $A_i = p_{r_i} \mathcal{D}d_{R_1 R_2}^{-\kappa}$ for $i \in \{1, 2\}$, $\lambda_e = \frac{1}{\bar{\gamma}_e A_1 \mu_u}$, and μ_U and σ_U^2 are denoted in (8), and (9), respectively.

Proof. The proof details are provided in Appendix A. \square

Proposition 2. *The ASC for the receiver vehicle v_{r_2} for the studied secure dual RIS-aided V2V NOMA communication system is given by*

$$\bar{C}_s^{r_2} \approx \frac{p_{r_2}}{\ln 2} \sum_{\tilde{n}=1}^{\tilde{N}} q_{\tilde{n}} \frac{\left(1 - e^{-\frac{p_{r_2} \lambda_e}{p_{r_1}} (\chi_{\tilde{n}} + 1)} \right)}{p_{r_1} + p_{r_2} (\chi_{\tilde{n}} + 1)} \times \operatorname{erfc} \left(\frac{\sqrt{\frac{p_{r_2} (\chi_{\tilde{n}} + 1)}{\gamma p_{r_1} A_2 - \gamma A_1 p_{r_2} (\chi_{\tilde{n}} + 1)}} - \mu_U}{\sigma_U \sqrt{2}} \right), \quad (18)$$

in which

$$q_{\tilde{n}} = \frac{2}{(1 - \chi_{\tilde{n}}^2) [\mathcal{P}'_{\tilde{n}}(\chi_{\tilde{n}})]^2}, \quad (19)$$

$\chi_{\tilde{n}}$ is the \tilde{n} -th root of Legendre polynomial $\mathcal{P}_{\tilde{n}}(\chi_{\tilde{n}})$ and \tilde{N} defines the parameter to ensure a complexity-accuracy trade-off.

Proof. The proof details are provided in B. \square

In order to obtain a deeper understanding of the performance of the ASC, we evaluate the asymptotic behavior of the ASC at the high SNR conditions, i.e., $\tilde{\gamma} \rightarrow \infty$, in the following corollary.

Corollary 1. *The asymptotic ASC for the receiver vehicles v_{r_1} and v_{r_2} for the studied secure dual RIS-aided V2V NOMA communication system is respectively given by*

$$\bar{C}_{s,\infty}^{r_1} \approx \log_2(\tilde{\gamma} A_1 \mu_{U^2}) + e^{\lambda_e} E_1(\lambda_e), \quad (20)$$

$$\bar{C}_{s,\infty}^{r_2} \approx \log_2\left(1 + \frac{P_{r_2}}{P_{r_1}}\right) + e^{\lambda_e} E_1(\lambda_e), \quad (21)$$

where $E(s) = \int_s^\infty \frac{e^{-t}}{t} dt$ is the exponential integral and

$$\mu_{U^2} = \left[\frac{M_1 M_2 m_2^2 (m_1 + m_2 - 1)}{m_1 (m_2 - 1)^2 (m_2 - 2)} + \left(\frac{M_1 M_2 m_2}{m_2 - 1} \right)^2 \right]. \quad (22)$$

Proof. The proof details are provided in Appendix C. \square

Proposition 3. *The ASC for the legitimate receiver vehicle pair for the studied secure V2V NOMA communications systems is given by*

$$\bar{C}_s = \bar{C}_s^{r_1} + \bar{C}_s^{r_2}. \quad (23)$$

B. SOP Analysis

The SOP is an important metric to analyze the performance of secure communications, which is defined as the probability that the random secrecy capacity $C_s^{r_i}$ drops beneath a specified secrecy rate threshold R_s . Therefore, for the considered RIS-aided V2V NOMA system, the SOP of receiver vehicles v_{r_i} can be defined as

$$P_{\text{sop}}^{r_i} = \Pr(C_s^{r_i} \leq R_s). \quad (24)$$

Proposition 4. *The SOP for the receiver vehicle v_{r_1} for the studied secure dual RIS-aided V2V NOMA communication system is given by*

$$P_{\text{sop}}^{r_1} \approx \sum_{\tilde{n}=1}^{\tilde{N}} \frac{w_{\tilde{n}}}{2} \left[1 + \operatorname{erf} \left(\frac{\sqrt{\frac{R_{\text{th}}}{\lambda_e} \epsilon_{\tilde{n}} + \bar{R}_{\text{th}}} - \sqrt{\tilde{\gamma} A_1} \mu_U}{\sigma_U^2 \sqrt{2\tilde{\gamma} A_1}}} \right) \right], \quad (25)$$

in which $R_{\text{th}} = 2^{R_s}$, $\bar{R}_{\text{th}} = R_{\text{th}} - 1$, and $w_{\tilde{n}}$ is defined in (17).

Proof. The proof details are provided in Appendix D. \square

Proposition 5. *The SOP for the receiver vehicle v_{r_2} for the studied secure dual RIS-aided V2V NOMA communication system is given by*

$$P_{\text{sop}}^{r_2} \approx \sum_{\tilde{n}=1}^{\tilde{N}} \frac{w_{\tilde{n}}}{2} \left[1 + \operatorname{erf} \left(\frac{\sqrt{\frac{R_{\text{th}}}{\lambda_e} \epsilon_{\tilde{n}} + \bar{R}_{\text{th}}} - \mu_U}{\sigma_U^2 \sqrt{2}}} \right) \right], \quad (26)$$

in which $R_{\text{th}} = 2^{R_s}$, $\bar{R}_{\text{th}} = R_{\text{th}} - 1$, and $w_{\tilde{n}}$ is defined in (17).

Proof. The proof details are provided in Appendix E. \square

C. SEE Analysis

SEE is a momentous metric to assess the effectiveness of wireless secure communication systems under energy constraints, which is defined as the ratio of the ASC, representing the reliable and secure transmission of confidential messages, to the total power consumption. In other words, SEE provides a measure of how a communication system with security considerations efficiently uses energy to guarantee a secure transmission. Therefore, for the considered dual RIS-aided system, SEE can be mathematically defined as

$$\mathcal{E}_s = \frac{\bar{C}_s}{P_{\text{tot}}} = \frac{\bar{C}_s}{P/\alpha + M_1 P_{R_1} + M_2 P_{R_2} + P_{t_1} + P_{t_2}}, \quad (27)$$

in which α is the drain efficiency of high-power amplifier (HPA), $P_{v_{r_i}}$ denotes the circuit power consumption at receiver vehicle v_{r_i} , and P_{R_i} is the power consumed by each element of the RIS i .

Proposition 6. *The SEE for the legitimate receiver vehicle pair for the studied secure V2V NOMA communications systems is given by (28).*

IV. NUMERICAL RESULTS

Here, we assess the system performance in terms of the ASC, SOP, and SEE, presenting numerical results which are double-checked by the Monte Carlo simulation. To this end, we configure the simulation parameters as $d_{v_t R_1} = d_{R_2 v_{r_1}} = d_{R_2 v_e} = 5\text{m}$, $d_{R_2 v_{r_2}} = 15\text{m}$, $d_{R_1 R_2} = 100\text{m}$, $\delta_r^2 = -70\text{dBm}$, $\delta_r^2 = -20\text{dBm}$, $\kappa = 2.1$, $R_s = 0.1\text{bits}$, $p_{r_1} = 0.3$, $p_{r_2} = 0.7$, $\alpha = 1.2$, $P_{R_1} = P_{R_2} = P_{r_1} = P_{r_2} = 10\text{dBm}$, $m_1 \in \{2, 4\}$, $m_2 \in \{3, 10\}$, and $M_1 = M_2 = M$.

Fig. 2 illustrates the behaviour of the ASC in terms of the transmit power P for both NOMA receiver vehicles v_{r_1} and v_{t_2} under Fisher-Snedecor \mathcal{F} fading channels. Moreover, the asymptotic behaviour of ASC is presented, which is perfectly match with the exact analytical results in the high SNR regime. It can be seen that increasing P provides more ASC for the strong vehicle v_{t_1} compared with the weak vehicle v_{t_2} , where this advantage becomes increasingly pronounced in the high transmit power. In other words, we can see that as P increases, $\bar{C}_s^{r_1}$ continuously grows but $\bar{C}_s^{r_2}$ raises first and then converges to a constant value of P . This behaviour is mainly because of SIC in the NOMA principle, where the strong vehicle v_{t_1}

$$\mathcal{E}_s = \frac{\sum_{\tilde{n}=1}^{\tilde{N}} \frac{q_{\tilde{n}} p_{r_2} \left(1 - e^{-\frac{p_{r_2} \lambda e}{p_{r_1}} (x_{\tilde{n}+1})}\right)}{p_{r_1} + p_{r_2} (x_{\tilde{n}+1})} \operatorname{erfc} \left(\frac{\sqrt{\frac{p_{r_2} (x_{\tilde{n}+1})}{\tilde{\gamma} p_{r_1} A_2 - \tilde{\gamma} A_1 p_{r_2} (x_{\tilde{n}+1})} - \mu U}}{\sigma_U^2 \sqrt{2}} \right) + \frac{2w_{\tilde{n}} (1 - e^{-\lambda e \epsilon_{\tilde{n}}})}{e^{\epsilon_{\tilde{n}}} (1 + \epsilon_{\tilde{n}})} \operatorname{erfc} \left(\frac{\sqrt{\epsilon_{\tilde{n}} - \mu U} \sqrt{\tilde{\gamma} A_1}}{\sigma_U^2 \sqrt{2 \tilde{\gamma} A_1}} \right)}{\ln 2 (P/\alpha + M_1 P_{R_1} + M_2 P_{R_2} + P_{t_2} + P_{t_1})}. \quad (28)$$

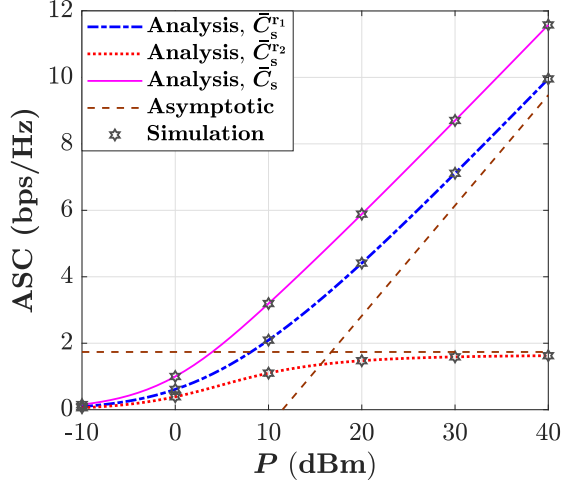


Fig. 2. ASC versus the transmit power P when $M = 50$.

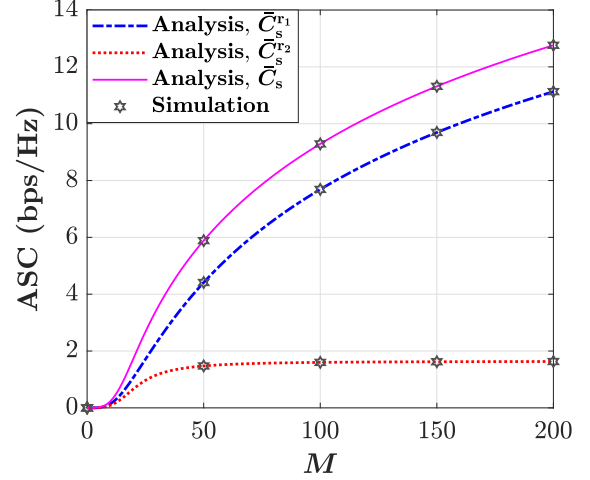


Fig. 3. ASC versus the number of dual RIS elements M when $P = 20\text{dBm}$.

which takes advantage from SIC has a larger SINR value compared with the weak vehicle v_{t_2} . However, we can observe that the ASC performance of the legitimate receiver vehicle pair, i.e., \bar{C}_s , improves as P increases since the main channel conditions becomes better. The performance of ASC versus the number of dual RIS elements M for a given value of the transmit power $P = 20\text{dBm}$ is presented in Fig. 3. Although the CLT approximation is exploited to characterize the small-scale fading channels, we can observe that the analytical results are perfectly match with the simulation marks even when M is small. We can clearly see that increasing M can remarkably improve the ASC performance for both receiver vehicles because this increment leads to an improvement in spatial diversity. However, it is observed that raising M does not affect the ASC of v_{t_2} after a certain value (e.g., $M = 50$) and $\bar{C}_s^{r_2}$ converges to a constant value. The reason behind this behaviour is that when M monotonically increases, i.e., $M \rightarrow \infty$, the SINR of weak receiver vehicle v_{t_2} achieves a constant value, i.e., $\gamma_{r_2} \rightarrow \frac{p_{r_2}}{p_{r_1}}$.

Fig. 4 depicts the performance of the SOP in terms of the transmit power P for selected values of M in the considered dual RIS-aided NOMA communication. As expected, we can see that the SOP for both receiver vehicles enhances as M grows since the spatial diversity improves. Further, we can observe that the SOP performance of both strong and weak receiver vehicles initially enhances and then becomes saturated in the medium-to-high transmit power regime. The main reason behind such a behavior for the strong vehicle v_{t_1} is that increasing P can simultaneously enhance the received SNR at both v_{t_1} and eavesdropper vehicle v_e . Moreover, the reason for the SOP behavior of the weak receiver vehicle v_{t_2} is that as

P constantly grows, the interference inflicted by v_{t_1} over v_{t_2} increases, which can dominate the SOP of v_{t_2} . The impact of fading parameters m_1 and m_2 on the SOP performance under Fisher-Snedecor \mathcal{F} fading channels is illustrated in Fig. 5. In the medium-to-high transmit power regime, we can see that as the fading parameters m_1 and m_2 increase, i.e., the shadowing and fading are less severe, the SOP performance of both weak and strong receiver vehicles improves, which is reasonable since light (heavy) fading decreases (increases) the chance of the received signal dropping below the threshold. Furthermore, we can observe that increasing the fading parameters alone cannot improve the SOP performance in the low transmit power regime. This is because in the low SNR regime, the presence of noise is significant relative to the weak signal, and the channel capacity is basically limited by the weak signal; thereby, even if the shadowed fading severity decreases, the signal may still be too weak to dominate the noise, especially in deep fade conditions.

Fig. 6-(a) reveals the performance of SEE in terms of the number of dual RIS elements M for a given value of the transmit power $P = 20\text{dBm}$. We can observe that increasing M initially provides more SEE and then steadily reduces the performance of SEE. This trend occurs because as M increases, the capability of RISs to control and manipulate the propagation of radio waves improves, which can increase the signal quality; thereby, the SEE performance ameliorates. However, by continuing the increment of M , the benefits become limited, and the SEE reduces since the required energy to control the additional elements can overcome the achieved advantages. The behavior of the SEE versus the transmit power P for a given value of M is presented in Fig. 6-(b). It is

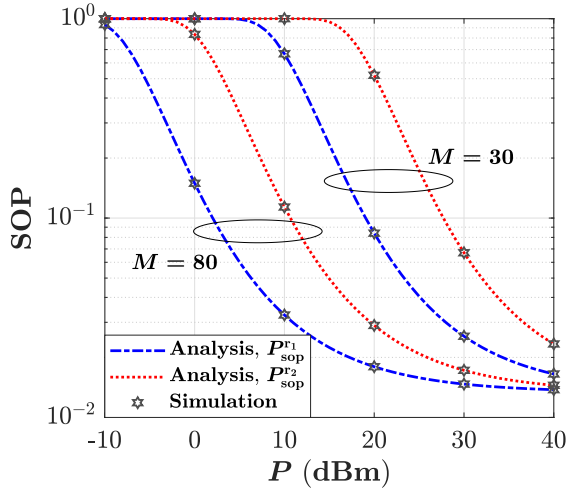


Fig. 4. SOP versus the transmit power P for selected values of M .

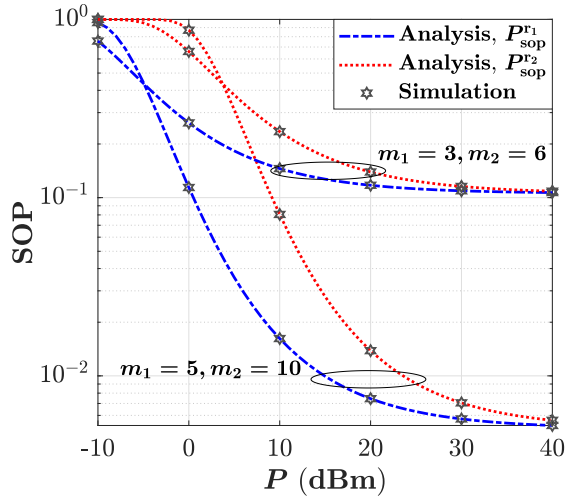


Fig. 5. SOP versus the transmit power P for selected values of fading parameters m_1 and m_2 when $M = 80$.

clearly seen that the SEE performance initially enhances to its maximum point and then weakens as the transmit power P grows. This behavior is mainly because at first the ASC can significantly dominate the power consumption before reaching the extreme point, but as P becomes larger, the ASC cannot overcome the power consumption anymore; consequently, the SEE drops after the extreme point.

V. CONCLUSION

This paper examined the performance of PLS over dual RIS-aided V2V NOMA communication systems. Specifically, we assumed that a transmitter vehicle aims to send confidential information to the legitimate receiver vehicles with the help of two RISs, which are positioned in proximity to the transmitter and receivers, respectively, while an eavesdropper vehicle tries to decode the desired signal. By assuming that the fading channel between the RISs follows the Fisher-Snedecor \mathcal{F} distribution, we first provided the CDF of SNRs by using the

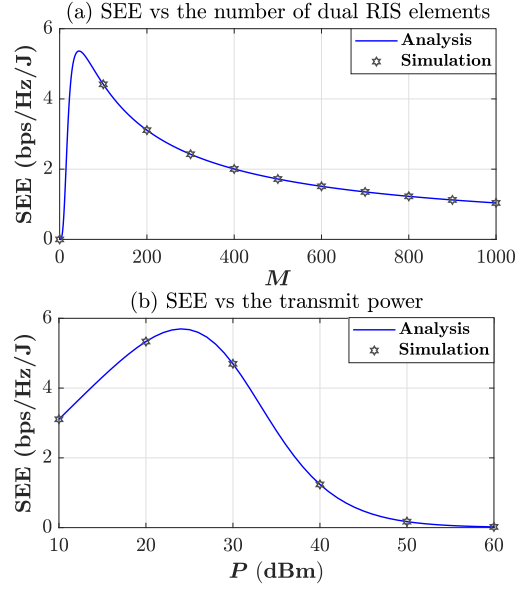


Fig. 6. SEE versus (a) the number of dual RIS elements M when $P = 20\text{dBm}$ and (b) the average transmit power P when $M = 50$.

CLT. Then, to assess the secrecy performance, we obtained the closed-form expressions of the ASC, SOP, and SEE by exploiting the Gauss-Laguerre quadrature and the Gaussian quadrature methods. Further, to obtain deeper understanding into the system behavior, we derived the asymptotic expression of the ASC in the high SNR conditions. Eventually, we validated the accuracy of the analytical derivations by Monte Carlo simulation, where the numerical results revealed that applying dual RIS to vehicular networks can remarkably enhance the reliability and security of the transmission in ITS.

APPENDIX A PROOF OF PROPOSITION 1

Regarding the definition of ASC in (15), the ASC for the strong receiver vehicle v_{r_1} can be defined as

$$\bar{C}_s^{r_1} = \int_0^\infty \int_0^{\gamma_{r_1}} \log_2 \left(\frac{1 + \gamma_{r_1}}{1 + \gamma_e} \right) f_{\gamma_{r_1}}(\gamma_{r_1}) f_{\gamma_e}(\gamma_e) d\gamma_e d\gamma_{r_1} \quad (29)$$

$$\begin{aligned} &= \int_0^\infty \int_0^\infty \log_2(1 + \gamma_{r_1}) f_{\gamma_{r_1}}(\gamma_{r_1}) f_{\gamma_e}(\gamma_e) d\gamma_e d\gamma_{r_1} \\ &\quad - \int_0^\infty \log_2(1 + \gamma_{r_1}) f_{\gamma_{r_1}}(\gamma_{r_1}) \bar{F}_{\gamma_e}(\gamma_{r_1}) d\gamma_{r_1} \\ &\quad - \int_0^\infty \log_2(1 + \gamma_{r_1}) f_{\gamma_e}(\gamma_{r_1}) \bar{F}_{\gamma_{r_1}}(\gamma_{r_1}) d\gamma_{r_1} \quad (30) \end{aligned}$$

$$\begin{aligned} &= \frac{1}{\ln 2} \int_0^\infty \frac{\bar{F}_{\gamma_{r_1}}(\gamma_{r_1})}{1 + \gamma_{r_1}} d\gamma_{r_1} \\ &\quad - \frac{1}{\ln 2} \int_0^\infty \frac{\bar{F}_{\gamma_{r_1}}(\gamma_{r_1}) \bar{F}_{\gamma_e}(\gamma_{r_1})}{1 + \gamma_{r_1}} d\gamma_{r_1}, \quad (31) \end{aligned}$$

where $\bar{F}_{\gamma_n}(\gamma_n)$ is the complementary CDF (CCDF) of γ_n . Besides, the first and second terms in (31) denote the ASC without eavesdropping and the ASC loss due to the eaves-

dropper vehicle v_e , respectively. Thus, the ASC of v_{r_1} can be re-expressed as

$$\begin{aligned}\bar{C}_s^{r_1} &= \frac{1}{\ln 2} \int_0^\infty \frac{F_{\gamma_e}(\gamma_{r_1}) \bar{F}_{\gamma_{r_1}}(\gamma_{r_1})}{1 + \gamma_{r_1}} d\gamma_{r_1} \\ &= \frac{2}{\ln 2} \int_0^\infty \frac{(1 - e^{-\lambda_e \gamma_{r_1}})}{1 + \gamma_{r_1}} \operatorname{erf} \left(\frac{\sqrt{\gamma_{r_1}} - \mu_U \sqrt{\gamma_{r_1} A_1}}{\sigma_U^2 \sqrt{2\gamma_{r_1} A_1}} \right) d\gamma_{r_1}.\end{aligned}\quad (32)$$

However, it is not straightforward to compute the above integral in a closed-form expression. Instead, we exploit the Gauss-Laguerre quadrature method, which is defined as the following lemma.

Lemma 1. *The Gauss-Laguerre quadrature is define as [30]*

$$\int_0^\infty e^{-x} \Lambda(x) dx \approx \sum_{\tilde{n}=1}^{\tilde{N}} w_{\tilde{n}} \Lambda(\epsilon_{\tilde{n}}) \quad (34)$$

in which $\epsilon_{\tilde{n}}$ is the \tilde{n} -th root of Laguerre polynomial $L_{\tilde{N}}(\epsilon_{\tilde{n}})$ and $w_{\tilde{n}} = \frac{\epsilon_{\tilde{n}}}{2(\tilde{N}+1)^2 L_{\tilde{N}+1}'(\epsilon_{\tilde{n}})}$.

Therefore, by applying the Gauss-Laguerre quadrature to (33) and doing some simplifications, (16) is derived and the proof is completed.

APPENDIX B PROOF OF PROPOSITION 2

According to the considered system model, the ASC for the weak receiver vehicle v_{r_2} is zero when $p_{r_2} - \gamma_{r_2} p_{r_1} \leq 0$. Hence, following the same approach in proving the ASC of v_{r_1} , the ASC of v_{r_2} can be re-written as

$$\bar{C}_s^{r_2} = \frac{1}{\ln 2} \int_0^{\frac{p_{r_2}}{p_{r_1}}} \frac{\bar{F}_{\gamma_{r_2}}(\gamma_{r_2})}{1 + \gamma_{r_2}} d\gamma_{r_2} \quad (35)$$

$$- \frac{1}{\ln 2} \int_0^{\frac{p_{r_2}}{p_{r_1}}} \frac{\bar{F}_{\gamma_{r_2}}(\gamma_{r_2}) \bar{F}_{\gamma_e}(\gamma_{r_2})}{1 + \gamma_{r_2}} d\gamma_{r_2} \quad (36)$$

$$= \frac{1}{\ln 2} \int_0^{\frac{p_{r_2}}{p_{r_1}}} \frac{F_{\gamma_e}(\gamma_{r_2})}{1 + \gamma_{r_2}} [1 - F_{\gamma_{r_2}}(\gamma_{r_2})] d\gamma_{r_2}. \quad (37)$$

Similarly, it is difficult to solve the integral in (37), and thus, we utilize the following lemma to obtain the ASC of v_{r_2} .

Lemma 2. *The Gaussian quadrature is define as [30]*

$$\int_a^b \Delta(x) dx \approx \frac{b-a}{2} \sum_{\tilde{n}=1}^{\tilde{N}} w_{\tilde{n}} \Delta \left(\frac{b-a}{2} \tilde{n} + \frac{b+a}{2} \right) \quad (38)$$

in which $\chi_{\tilde{n}}$ is the \tilde{n} -th root of Legendre polynomial $\mathcal{P}_{\tilde{n}}(\chi_{\tilde{n}})$ and $q_{\tilde{n}} = \frac{2}{(1-\chi_{\tilde{n}}^2)[\mathcal{P}_{\tilde{n}}'(\chi_{\tilde{n}})]^2}$.

Now, by applying the Gaussian quadrature to (37) and doing some simplifications, the proof is accomplished.

APPENDIX C PROOF OF COROLLARY 1

Regarding the definition of ASC, when $\bar{\gamma} \rightarrow \infty$, (15) for v_{t_1} can be simplified as

$$\bar{C}_{s,\infty}^{r_1} = \mathbb{E}[C_{r_1}] - \mathbb{E}[C_e], \quad (39)$$

in which the first term can be approximated as follows

$$\mathbb{E}[C_{r_1}] \approx \mathbb{E}[\log_2(\bar{\gamma} A_1 U^2)] = \log_2(\bar{\gamma} A_1 \mu_U^2), \quad (40)$$

where $\mu_U^2 = \sigma_U^2 + \mu_U^2$ and it can be obtained as (22) by considering (9) and (8). The second term can be estimated as

$$\mathbb{E}[C_e] \approx \frac{1}{\ln 2} \int_0^\infty \frac{\bar{F}_{\gamma_e}(\gamma_{r_1})}{1 + \gamma_{r_1}} d\gamma_{r_1}, \quad (41)$$

where the integral in (41) can be computed by applying the integration by parts method, and thus, the proof is completed.

Following the same method, (15) at the high SNR regime for v_{r_2} can be given by $\bar{C}_{s,\infty}^{r_2} = \mathbb{E}[C_{r_2}] - \mathbb{E}[C_e]$, in which the first term can be approximated as $\mathbb{E}[C_{r_2}] \approx \log_2\left(1 + \frac{p_{r_2}}{p_{r_1}}\right)$ and the second term is similar to (41) by replacing γ_{r_2} instead of γ_{r_1} . Thus, by solving the obtained integral for $\mathbb{E}[C_e]$ with the help of the integration by parts method, the proof is accomplished.

APPENDIX D PROOF OF PROPOSITION 4

By substituting the instantaneous secrecy capacity of strong receiver vehicle v_{r_1} into (24), the SOP of v_{r_1} can be expressed as

$$P_{\text{sop}}^{r_1} = \Pr\left(\log_2\left(\frac{1 + \gamma_{r_1}}{1 + \gamma_e}\right) \leq R_s\right) \quad (42)$$

$$= \Pr(\gamma_{r_1} \leq R_{\text{th}} \gamma_e + \bar{R}_{\text{th}}) \quad (43)$$

$$= \int_0^\infty F_{\gamma_{r_1}}(R_{\text{th}} \gamma_e + \bar{R}_{\text{th}}) f_{\gamma_e}(\gamma_e) d\gamma_e \quad (44)$$

$$= \frac{\lambda_e}{2} \int_0^\infty e^{-\lambda_e \gamma_e} \times \left[1 + \operatorname{erf} \left(\frac{\sqrt{R_{\text{th}} \gamma_e + \bar{R}_{\text{th}}} - \sqrt{\gamma_{r_1} A_1} \mu_U}{\sigma_U^2 \sqrt{2\gamma_{r_1} A_1}} \right) \right] d\gamma_e, \quad (45)$$

Next, by applying the Gauss-Laguerre quadrature to (45), the SOP of v_{r_1} can be derived as (25) and the proof will be accomplished.

APPENDIX E PROOF OF PROPOSITION 5

Regarding the definition of SOP, we can express the SOP of weak receiver vehicle v_{r_2} as follows

$$P_{\text{sop}}^{r_2} = \Pr\left(\log_2\left(\frac{1 + \gamma_{r_2}}{1 + \gamma_e}\right) \leq R_s\right) \quad (46)$$

$$= \Pr(\gamma_{r_2} \leq R_{\text{th}} \gamma_e + \bar{R}_{\text{th}}) \quad (47)$$

$$= \int_0^\infty F_{\gamma_{r_2}}(R_{\text{th}} \gamma_e + \bar{R}_{\text{th}}) f_{\gamma_e}(\gamma_e) d\gamma_e \quad (48)$$

$$= \frac{\lambda_e}{2} \int_0^\infty e^{-\lambda_e \gamma_e} \quad (49)$$

$$\times \left[1 + \operatorname{erf} \left(\frac{\sqrt{\frac{R_{\text{th}} \gamma_e + \bar{R}_{\text{th}}}{\bar{\gamma} A_2 - \bar{\gamma} A_1 (R_{\text{th}} \gamma_e + \bar{R}_{\text{th}})} - \mu_U}}{\sigma_U^2 \sqrt{2}} \right) \right] d\gamma_e. \quad (50)$$

Similarly, by considering the Gauss-Laguerre quadrature, the SOP of v_{v_2} can be obtained as (26) and the proof is completed.

REFERENCES

- [1] H. Guo, X. Zhou, J. Liu, and Y. Zhang, "Vehicular intelligence in 6G: Networking, communications, and computing," *Veh. Commun.*, vol. 33, p. 100399, 2022.
- [2] J. Wang, K. Zhu, and E. Hossain, "Green Internet of Vehicles (IoV) in the 6G era: Toward sustainable vehicular communications and networking," *IEEE trans. green commun. netw.*, vol. 6, no. 1, pp. 391–423, 2021.
- [3] M. Noor-A-Rahim, Z. Liu, H. Lee, M. O. Khyam, J. He, D. Pesch, K. Moessner, W. Saad, and H. V. Poor, "6G for vehicle-to-everything (V2X) communications: Enabling technologies, challenges, and opportunities," *Proc. IEEE*, vol. 110, no. 6, pp. 712–734, 2022.
- [4] M. Kaveh, D. Martín, and M. R. Mosavi, "A lightweight authentication scheme for V2G communications: A PUF-based approach ensuring cyber/physical security and identity/location privacy," *Electronics*, vol. 9, no. 9, p. 1479, 2020.
- [5] Z. Huang, L. Bai, X. Cheng, X. Yin, P. E. Mogensen, and X. Cai, "A non-stationary 6G V2V channel model with continuously arbitrary trajectory," *IEEE Trans. Veh. Technol.*, vol. 72, no. 1, pp. 4–19, 2022.
- [6] E. Basar, M. Di Renzo, J. De Rosny, M. Debbah, M.-S. Alouini, and R. Zhang, "Wireless communications through reconfigurable intelligent surfaces," *IEEE Access*, vol. 7, pp. 116 753–116 773, 2019.
- [7] S. Basharat, S. A. Hassan, H. Pervaiz, A. Mahmood, Z. Ding, and M. Gidlund, "Reconfigurable intelligent surfaces: Potentials, applications, and challenges for 6G wireless networks," *IEEE Wirel. Commun.*, vol. 28, no. 6, pp. 184–191, 2021.
- [8] X. Mu, Y. Liu, L. Guo, J. Lin, and R. Schober, "Simultaneously transmitting and reflecting (STAR) RIS aided wireless communications," *IEEE Trans. Wirel. Commun.*, vol. 21, no. 5, pp. 3083–3098, 2021.
- [9] A. Palomares-Caballero, C. Molero, F. R. Ghadi, F. J. López-Martínez, P. Padilla, D. Morales-Jimenez, and J. F. Valenzuela-Valdés, "Enabling intelligent omni-surfaces in the polarization domain: Principles, implementation and applications," *IEEE Commun. Mag.*, vol. 61, no. 11, pp. 144–150, 2023.
- [10] Y. Liu, X. Mu, J. Xu, R. Schober, Y. Hao, H. V. Poor, and L. Hanzo, "STAR: Simultaneous transmission and reflection for 360° coverage by intelligent surfaces," *IEEE Wirel. Commun.*, vol. 28, no. 6, pp. 102–109, 2021.
- [11] Z. Lu, G. Qu, and Z. Liu, "A survey on recent advances in vehicular network security, trust, and privacy," *IEEE Trans. Intell. Transp. Syst.*, vol. 20, no. 2, pp. 760–776, 2018.
- [12] Y.-S. Shiu, S. Y. Chang, H.-C. Wu, S. C.-H. Huang, and H.-H. Chen, "Physical layer security in wireless networks: A tutorial," *IEEE Wirel. Commun.*, vol. 18, no. 2, pp. 66–74, 2011.
- [13] J. Zhang, H. Du, Q. Sun, B. Ai, and D. W. K. Ng, "Physical layer security enhancement with reconfigurable intelligent surface-aided networks," *IEEE Trans. Inf. Forensics Secur.*, vol. 16, pp. 3480–3495, 2021.
- [14] J. D. Vega-Sánchez, G. Kaddoum, and F. J. López-Martínez, "Physical layer security of ris-assisted communications under electromagnetic interference," *IEEE Commun. Lett.*, vol. 26, no. 12, pp. 2870–2874, 2022.
- [15] F. R. Ghadi and W.-P. Zhu, "RIS-aided secure communications over Fisher-Snedecor F fading channels," *arXiv preprint arXiv:2208.07274*, 2022.
- [16] M. Kaveh, Z. Yan, and R. Jäntti, "Secrecy Performance Analysis of RIS-Aided Smart Grid Communications," *IEEE Trans. Ind. Inform.*, 2023.
- [17] Z. Tang, T. Hou, Y. Liu, J. Zhang, and C. Zhong, "A novel design of RIS for enhancing the physical layer security for RIS-aided NOMA networks," *IEEE Wirel. Commun. Lett.*, vol. 10, no. 11, pp. 2398–2401, 2021.
- [18] Y. Saito, Y. Kishiyama, A. Benjebbour, T. Nakamura, A. Li, and K. Higuchi, "Non-orthogonal multiple access (NOMA) for cellular future radio access," in *2013 IEEE 77th Veh. Technol. Conf. (VTC Spring)*. IEEE, 2013, pp. 1–5.
- [19] B. Di, L. Song, Y. Li, and Z. Han, "V2X meets NOMA: Non-orthogonal multiple access for 5G-enabled vehicular networks," *IEEE Wirel. Commun.*, vol. 24, no. 6, pp. 14–21, 2017.
- [20] X. Gu, W. Duan, G. Zhang, Y. Ji, M. Wen, and P.-H. Ho, "Socially aware V2X networks with RIS: Joint resource optimization," *IEEE Trans. Veh. Technol.*, vol. 71, no. 6, pp. 6732–6737, 2022.
- [21] Y. Chen, Y. Wang, and L. Jiao, "Robust transmission for reconfigurable intelligent surface aided millimeter wave vehicular communications with statistical CSI," *IEEE Trans. Wirel. Commun.*, vol. 21, no. 2, pp. 928–944, 2021.
- [22] M. H. N. Shaikh, K. Rabie, X. Li, T. Tsiftsis, and G. Nauryzbayev, "On the Performance of Dual RIS-assisted V2I Communication under Nakagami-m Fading," in *2022 IEEE 96th Veh. Technol. Conf. (VTC2022-Fall)*. IEEE, 2022, pp. 1–5.
- [23] F. R. Ghadi, M. Kaveh, and D. Martín, "Performance Analysis of RIS/STAR-IOS-aided V2V NOMA/OMA Communications over Composite Fading Channels," *IEEE trans. intell. veh.*, 2023.
- [24] V. K. Chapala and S. Zafaruddin, "Intelligent connectivity through ris-assisted wireless communication: Exact performance analysis with phase errors and mobility," *IEEE trans. intell. veh.*, 2023.
- [25] S. Kavaiya and D. K. Patel, "Restricting passive attacks in 6G vehicular networks: a physical layer security perspective," *Wirel. Netw.*, vol. 29, no. 3, pp. 1355–1365, 2023.
- [26] N. Mensi and D. B. Rawat, "On the performance of partial RIS selection vs. partial relay selection for vehicular communications," *IEEE Trans. Veh. Technol.*, vol. 71, no. 9, pp. 9475–9489, 2022.
- [27] Y. Ai, A. Felipe, L. Kong, M. Cheffena, S. Chatzinotas, and B. Ottersten, "Secure vehicular communications through reconfigurable intelligent surfaces," *IEEE Trans. Veh. Technol.*, vol. 70, no. 7, pp. 7272–7276, 2021.
- [28] E. Björnson, Ö. Özdogan, and E. G. Larsson, "Intelligent reflecting surface versus decode-and-forward: How large surfaces are needed to beat relaying?" *IEEE Wireless Commun. Lett.*, vol. 9, no. 2, pp. 244–248, 2019.
- [29] J. D. V. Sánchez, P. Ramírez-Espinosa, and F. J. López-Martínez, "Physical layer security of large reflecting surface aided communications with phase errors," *IEEE Wireless Commun. Lett.*, vol. 10, no. 2, pp. 325–329, 2020.
- [30] M. Abramowitz and I. A. Stegun, "Handbook of mathematical functions," 1972.