

A Relation-Interactive Approach for Message Passing in Hyper-relational Knowledge Graphs

Yonglin Jing¹
¹Qtrade AI lab
 yj1019@nyu.edu

Abstract

Hyper-relational knowledge graphs (KGs) contain additional key-value pairs, providing more information about the relations. In many scenarios, the same relation can have distinct key-value pairs, making the original triple fact more recognizable and specific. Prior studies on hyper-relational KGs have established a solid standard method for hyper-relational graph encoding. In this work, we propose a message-passing-based graph encoder with global relation structure awareness ability, which we call ReSaE. Compared to the prior state-of-the-art approach, ReSaE emphasizes the interaction of relations during message passing process and optimizes the readout structure for link prediction tasks. Overall, ReSaE gives an encoding solution for hyper-relational KGs and ensures stronger performance on downstream link prediction tasks. Our experiments demonstrate that ReSaE achieves state-of-the-art performance on multiple link prediction benchmarks. Furthermore, we also analyze the influence of different model structures on model performance.

1 Introduction

Hyper-relational knowledge graphs (KGs) differ from traditional KG settings, featuring optional information on the relation aspect. The additional information data structures can exhibit various forms, such as text descriptions or web page links on the relation element. In such settings, researchers may have to consider large-scale models, *e.g.* large language models (LLMs) to fully leverage the rich textual information. Another simpler and more manageable hyper-relational variant involves enriched relations with key-value pairs constraints, also known as qualifiers or triple metadata (Vrandečić and Krötzsch, 2014; Pellissier-Tanon et al., 2020; Ismayilov et al., 2018). With qualifiers, we can easily distinguish hyper-relational facts. As shown in Figure 1, while traditional link prediction

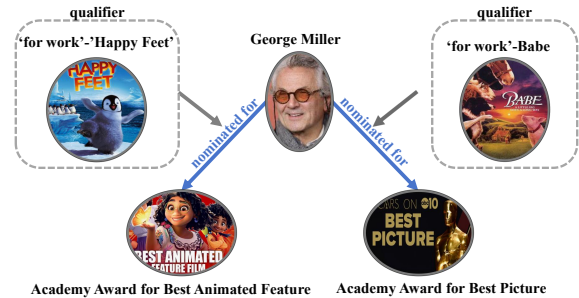


Figure 1: Two examples on hyper-relational facts. The left fact is (*George Miller*, *nominated for*, *Academy Award for Best Animated Feature*) with qualifier (*for work*, *Happy Feet*); The right fact is (*George Miller*, *nominated for*, *Academy Award for Best Pictures*) with qualifier (*for work*, *Babe*).

approaches may fail to distinguish triple facts such as ‘*George Miller*’—‘*nominated for*’—‘*Academy Award for Best Animated Feature*’ and ‘*George Miller*’—‘*nominated for*’—‘*Academy Award for Best Picture*’, these two facts can be easily distinguished by qualifiers decorating, *e.g.* (‘*for work*’—‘*Happy Feet*’ and ‘*for work*’—‘*Babe*’) on relation ‘*nominated for*’.

Qualifiers, as key-value pairs, resemble other node and edge elements (entities and relations) in knowledge graphs. Hyper-relations can accommodate an arbitrary number of pairs of qualifiers. In message passing frameworks, it is crucial to capture qualifier information in conjunction with triple fact information. While previous works mainly focus on single fact information encoding before aggregation, our method utilizes mutual information within the relation set and implements attention mechanisms during message passing. Meanwhile, we propose a neat decoder module for link prediction tasks, maintaining its permutation invariant character while enhancing performance. We validate our method through experiments on numerous link prediction benchmarks. Our code is publicly

available at here¹.

Our main contributions are as follows:

- We propose a novel hyper-relational KG encoding architecture that can leverage the mutual information of hyper-relations during message passing.
- We develop a neat and efficient decoding strategy for the hyper-relational link prediction task.
- We investigate the influence of different attention mechanisms in the message passing process of hyper-relational KGs.
- Regarding GNN-based methods, we attain state-of-the-art performance in various hyper-relational KG link prediction benchmarks.

2 Related work

Earlier methods for hyper-relational KGs learning typically regarded qualifier information as additional information alongside the main triples. For instance, m-TransH (Wen et al., 2016) projects qualifier entity information into the main triple relation embedding space. Later approaches, such as RAE (Zhang et al., 2018) and NALP (Guan et al., 2019), treat hyper-relational information as abstract relations or parallel fact information. However, these methods have not fully captured the characteristics of qualifier structure.

HINGE (Rosso et al., 2020) adopts an iteratively convolved manner of composing qualifiers with main triple facts. Although it retains the hyper-relational nature of facts, HINGE operates on a triple-quintuple level that lacks the granularity of representing a certain relation instance with its qualifiers. Additionally, HINGE has to be trained sequentially in a curriculum learning (Bengio et al., 2009) fashion, which requires sorting all facts in a KG in ascending order of the number of qualifiers per fact that might be prohibitively expensive for large-scale graphs. StarE (Galkin et al., 2020) proposes a graph representations learning framework that can encode hyper-relational KGs with an arbitrary number of qualifiers while keeping the semantic roles of qualifiers and triples intact. It has been demonstrated to be sufficiently valid for numerous benchmarks and features a very clear model

structure. However, we discovered that it faces issues such as fixed weight settings and plain pooling strategy, which may undermine the qualifier information during message passing. Notwithstanding, StarE overlooks the correlation/co-occurrence of relations in qualifiers and triples, which could play a significant role in KG representation learning.

Hyper2 (Yan et al., 2022) implements triple elements initialization in the Poincaré ball vectors, improving parameter efficiency and maintaining low complexity. However, it neglects the graphical structure. Other works emphasize the link prediction task and take semantic information into account, such as GRAN (Wang et al., 2021) and HAHE (Luo et al., 2023), which enhance link prediction performance on various datasets by leveraging semantic information. However, the semantically enriched network structure mainly works on link prediction-oriented sequence representations and makes less contribution to the graph embedding part. Other knowledge graphs may not contain meaningful or faithful semantic information. Therefore, leaving semantic information aside, we focus more on GNN-based approaches for ordinary hyper-relational KGs.

As for the decoder readout solution, NN4G (Micheli, 2009) proposes a simple yet parameter-efficient readout method for graph classification tasks. although the method alone suffers from difficulties such as information communication between different types of nodes, the method structure presents in a clear and strictly permutation-invariant way that inspires our work.

3 Preliminaries

Message passing is a framework for propagating information between nodes (entities) in a graph by passing messages along the edges (relations) that connect them. The goal is to learn node representations that capture the underlying structure and relationships present in the graph. These node representations are learned iteratively by aggregating the information from the neighbors. In the case of a multi-relational graph $G = (V, R, E)$, V represents the set of nodes, R represents the set of relations, and E denotes the set of directed edges (s, r, o) , where s , r and o represent subject, relation, and object, respectively. In addition, $s, o \in V$, $r \in E$, r connects s and o . Previous GNN (Marcheggiani and Titov, 2017; Schlichtkrull et al., 2018) formulates the message passing pro-

¹<https://github.com/jingyonglin/ReSaE-main>

Relation Similarity Score Matrix

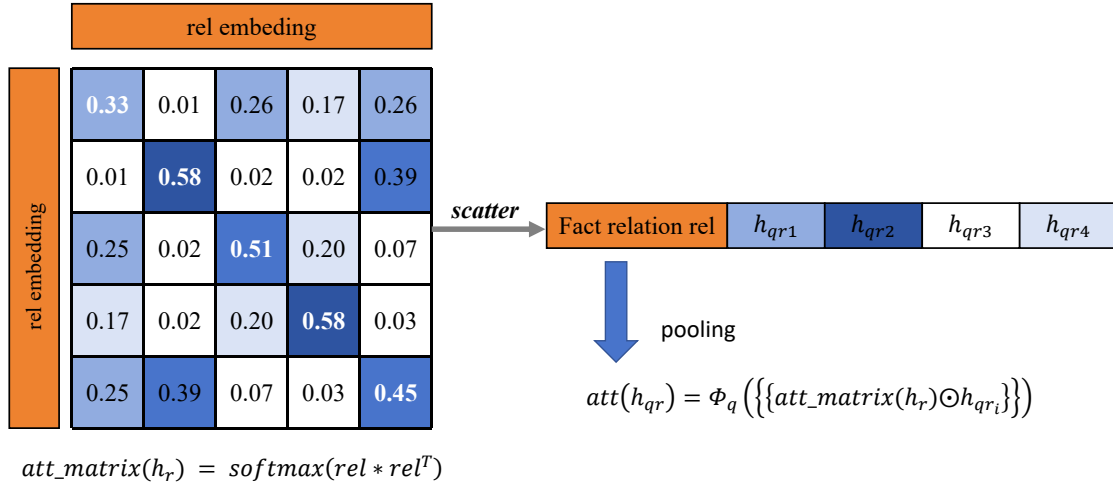


Figure 2: The self-attention illustration: On the left, we have the similarity score matrix for all relation set in a hyper-relational KG. Then for each fact, the qualifier relation weights are scattered regarding the main fact relation.

cess as the following:

$$h_v^{(k)} = f\left(\sum_{(u,r) \in N(v)} W_r h_u^{(k-1)}\right),$$

where $f(\cdot)$ denotes non-linearity activation function, W_r denotes relation specific weights, and h_v^k denotes hidden states of node v at layer k . The nodes v and u are connected with relation r . A more parameter-efficient model CompGCN (Vashishth et al., 2020) learns the edge vector with:

$$h_v^k = f\left(\sum_{(u,r) \in N(v)} W_{\lambda(r)}^{(k)} \phi(h_u^{k-1}, h_v^{k-1})\right),$$

where $\phi(\cdot)$ is the composition function of node and relation vector. $W_{\lambda(r)}^{(k)}$ is the parameter for aggregating the vectors of different directional types of relations (forward, inverse, loop) at layer k . Hyper-Relational Graphs are knowledge graphs with fact tuples such as $G = (s, r, o, Q)$, where s, r, o refer to subject, relation, and object respectively. Q is the set of qualifier pairs, expressed as (qr_i, qv_i) , with qualifier relations $qr_i \in R$ and qualifier values $qv_i \in V$. All together (s, r, o) represent the main triple, similar to a multi-relational graph. Under hyper-relational KG settings, The number of qualifier pairs is arbitrary. For example, a triple fact: (*George Miller, nominated for, Academy Award for Best Animated Feature*), the relation part has qualifier set: $\{(statement\ is\ subject\ of, 79th\ Academy$

Awards), (for\ work, Happy\ Feet)\}, that present more detailed information for the main triple relation ‘nominated for’. While performing the message passing process on hyper-relational KGs, information in qualifiers (qr_i, qv_i) should be encoded along with the main triple. With extra information from qualifiers, recent work StarE (Galkin et al., 2020) features the message passing update formulation as follows:

$$h_v = f\left(\sum_{(u,r) \in N(v)} W_{\lambda(r)} \phi_r(h_u, \gamma(h_r, h_q)_{vu})\right),$$

where $\gamma(*)$ is a function that combines the main relation representation with the representation of its qualifiers, e.g. weighted sum, concatenation.

4 Method

In this section, we illustrate the general architecture of ReSaE encoder for hyper-relational Knowledge Graph representation learning and the structure used for Link Prediction. All the following discussion is about single-layer network structure. In order to capture the global hyper-relational mutual information, we introduce self-attention for global relation representation. We first get the relation attention matrix by performing attention calculation on the whole relation set (R as mentioned in Preliminaries) as follows:

$$att_matrix(h_r) = \text{softmax}\left(\frac{h_r h_r^T}{\sqrt{d}}\right), \quad (1)$$

Metrics	Method	WikiData			JF17K			WD50K		
		MRR	H@1	H@10	MRR	H@1	H@10	MRR	H@1	H@10
	m-TransH	0.063	0.063	0.3	0.206	0.206	0.463	-	-	-
	RAE	0.059	0.059	0.306	0.215	0.215	0.469	-	-	-
	NaLP-Fix	0.42	0.343	0.556	0.245	0.185	0.358	0.177	0.131	0.264
	HINGE	0.476	0.415	0.585	0.449	0.361	0.624	0.243	0.176	0.377
	StarE	0.491	0.398	0.648	0.574	0.496	0.725	0.349	0.271	0.496
	Hyper2	0.461	0.391	0.597	0.583	0.5	0.746	-	-	-
	Hyper-transformer	0.501	0.426	0.634	0.582	0.501	0.742	0.356	0.281	0.498
	ReSaE(our model)	0.505	0.425	0.653	0.586	0.503	0.744	0.359	0.283	0.508

Table 1: Comparison of ReSaE with previous studies. The outcomes of other studies are extracted from their original papers. The optimal results are in **bold**.

where h_r is the relation representation and d denotes the embedding dimension. Here we do not perform a linear projection before the inner product, with detailed reasons presented in section 5. For more analysis of attention mechanism and other possible attention variants, which we will also discuss in section 5.

Then on the message passing stage, we cast the attention weight on the qualifier relation part according to their main triple relation h_r . And then pooling the qualifier relation features for each fact, *e.g.* sum and mean. Thus, we obtain the attention-weighted qualifier relation representation for each hyper-relational fact, as shown in the formula below:

$$att(h_{qr}) = \Phi_q(att_matrix(h_r) \odot h_{qr}), \quad (2)$$

where Φ_q denotes the pooling method and \odot is the casting process. The attention calculation is illustrated in Figure 2.

Along with attention output, we also take simple pooling over qualifier relations and entities, so the features for message passing would be:

$$h_{hyper} = [h_u, h_r, \gamma_r(h_{qr}), \gamma_v(h_{qv}), att(h_{qr})], \quad (3)$$

where h_{hyper} denotes the hyper-relation fact representation. $\gamma_r(\cdot)$ and $\gamma_v(\cdot)$ denote pooling over qualifier relation and qualifier entity, respectively. Optionally, qualifier relation information can also be seen as pooling over $\gamma_r(h_{qr}), att(h_{qr})$. Under this setting, equation 3 can be rewritten as:

$$h_{hyper} = [h_u, h_r, \gamma_v(h_{qv}), \Phi_{q2}(\gamma_r(h_{qr}), att(h_{qr}))], \quad (4)$$

where Φ_{q2} denotes the pooling method. Then the message passing aggregation function can be writ-

ten as equation 5:

$$\begin{aligned} h_u &= W_{\lambda(r)} \Phi_r(h_{hyper}) \\ h_v &= f(\alpha \cdot \sum_{(u,r) \in N(v)} h_u + \beta h_v), \end{aligned} \quad (5)$$

where $\Phi_r(\cdot)$ is a function that aggregates hyper-relational fact information concerning the relation type r , which can be concatenation, average, or weighted sum. Then the outcome is transformed by the weight W_λ to obtain hyper-relational fact representations corresponding to its directional type λ (forward, inverse, loop).

Finally, the node (entity) representations are obtained by taking the weighted sum of itself and the sum of its neighbor representations. $f(\cdot)$ denotes the non-linearity activate function, α and β are trainable parameters. The overview of the node updating process is illustrated in Figure 3.

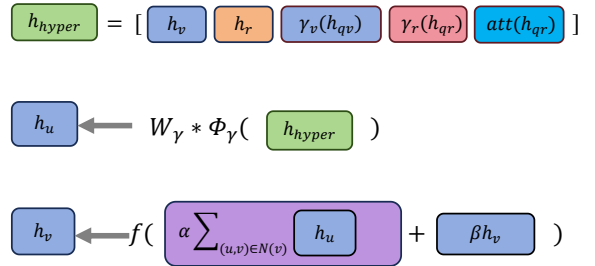


Figure 3: the hyper-relational fact entity update process. h_{hyper} contains information of fact entity, main relation, qualifier entities aggregation, qualifier relations aggregation, aggregation of $att(h_{qr})$. h_u^γ is linear projection of h_{hyper} aggregation output and f denotes the activation function.

During the relation update stage, to better capture the global relation distribution information, we introduce a co-occurrence information matrix for

the relation set. The matrix calculation is through the progress below:

In case of single relation type γ , we sum up all co-appear time of relation (r_i, r_j) . (e.g. the main fact relation is r_i , if r_j in its qualifier, the count plus 1) We note the summation as $N_{coo}^\gamma(r_i^\gamma, r_j^\gamma)$. And for each relation r_i , we sum up $N_{coo}^\gamma(r_i^\gamma, r_j^\gamma)$ along j , note as $N_{coo}^\gamma r_i^\gamma$. Then normalize $N_{coo}^\gamma(r_i, r_j)$ by $N_{coo}^\gamma r_i^\gamma$, we get the co-occurrence information matrix for relations Note as $coo_{r_i, j}^\gamma$, or short as coo_r^γ . The whole calculation function is as below:

$$coo_{r_i, j}^\gamma = \frac{N_{coo}(r_i^\gamma, r_j^\gamma)}{\text{mean}(N_{coo}^\gamma r_i^\gamma)}$$

Thus, the relation of type γ is updated through the following function:

$$h_r^\gamma = \text{Avg}(\psi_r(h_r^\gamma, h_r^\gamma, coo_r^\gamma))$$

$$\psi_r(h_r^\gamma, h_r^\gamma, coo_r^\gamma) = \alpha h_r^\gamma + \beta W(h_r^\gamma \cdot coo_r^\gamma),$$

where $W(h_r^\gamma \cdot coo_r^\gamma)$ is linear transformation over multiplication of h_r^γ and co-occurrence information of h_r^γ . $\text{Avg}()$ stands for mean function, ψ_r is the weight sum function between h_r^γ and $W(h_r^\gamma \cdot coo_r^\gamma)$.

The representation of the relation set is updated by averaging over different directional type relations, followed by activation:

$$h_r = \text{act}_r(\text{avg}(h_r^\gamma)),$$

where $\text{act}_r(\cdot)$ is the activation function (linear or non-linear activate function). The relation update process of a ReSaE layer is illustrated in Figure 4.

For link prediction task, we take similar decoder setting with StarE (Galkin et al., 2020), which is a transformer (Vaswani et al., 2017) based decoder. We re-arrange the input and readout module. As for downstream tasks, we still want to preserve the graph learning characteristics, which is permutation invariance. So we remove the positional embedding input. Furthermore, inspired by NN4G (Micheli, 2009), we construct a new type-wise pooling readout module as:

$$\text{out} = \text{MLP}([\phi_{\text{type}_i}(h_{\text{type}_i}), \dots]),$$

where ϕ_{type_i} would be pooling (mean or max) over i -th type of node. There are five types of nodes in total: relation, qualifier entity, qualifier relation, and mask. So the longest possible sequence would be:

$$[h_v, h_r, \phi_{q \text{ edge}}(h_{qv}), \phi_{q \text{ rel}}(h_{qr}), \phi_{\text{pad}}(h_{\text{pad}})],$$

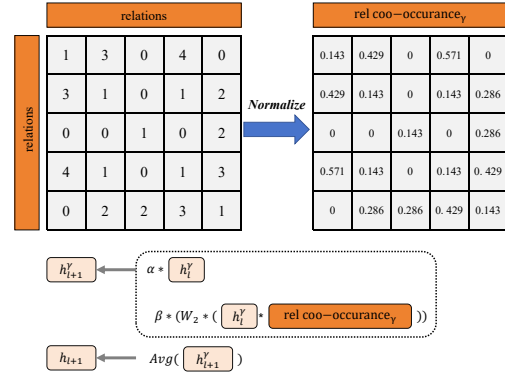


Figure 4: The relation update process: On the top left, each cell represents the co-occurrence time of two relations in all hyper-relational facts. We then normalize each cell by dividing it by mean of row sum, resulting in the matrix on the top right. Each type (relation direction) of relations is updated by weight sum of itself and linear projection of (relation * co-occurrence matrix). Finally, the relation representation is updated by taking the average of its type.

where $[\cdot]$ denotes concatenation along the last dimension. Notice the mean function on h_v and h_r remain unchanged. This readout module maintains the permutation invariant feature and simultaneously captures more information than a simple pooling (e.g. mean, sum, max) approach. We obtain the final output by applying a Multi-Layer Perceptron (MLP) over the concatenated hidden states. We use this decoder for one-vs-all classification on the link prediction task. Additionally, we conduct experiments with other decoder/readout variants, which we will discuss in Section 5. The decoder structure is illustrated in Figure 5.

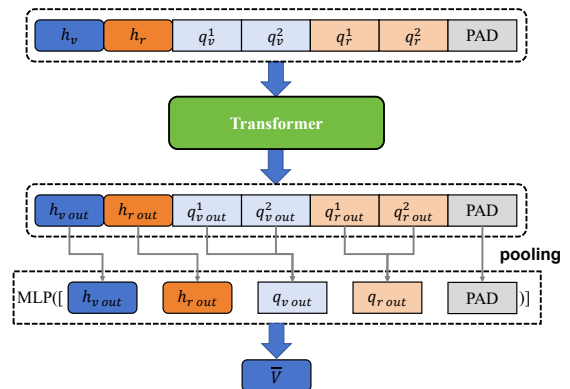


Figure 5: The decoder architecture. Hyper-relational fact statements go through transformer layers. Subsequently, the output sequence is pooled based on their type. The final hidden state is attained through a fully connected layer.

Metrics	DataSet	WD50k			WD50K_33			WD50K_66			WD50K_100		
		MRR	H@1	H@10	MRR	H@1	H@10	MRR	H@1	H@10	MRR	H@1	H@10
	HINGE	0.243	0.176	0.377	0.253	0.19	0.372	0.378	0.307	0.512	0.492	0.417	0.636
	Transformer(H)	0.286	0.222	0.406	0.276	0.227	0.371	0.404	0.352	0.502	0.562	0.499	0.677
	StarE	0.349	0.271	0.496	0.331	0.268	0.451	0.481	0.42	0.594	0.654	0.588	0.777
	ReSaE	0.358	0.28	0.507	0.336	0.273	0.453	0.493	0.433	0.602	0.668	0.605	0.785

Table 2: Link prediction on WD50K graphs with different ratio of qualifiers. The best results are in **bold**

5 Experiments and Analysis

In this section, we evaluate the effectiveness of our approach.

5.1 Datasets:

We experiments on three hyper-relational datasets: JF17K (Wen et al., 2016), WikiPeople (Guan et al., 2019), and WD50K (Galkin et al., 2020). Among them we conduct WD50K experiments on different qualifier ratio settings, which are WD50K (33%), WD50K (66%), and WD50k (100%), indicating different ratio of hyper-relational triple. Literal context statements in WikiPeople are filtered out. JF17K is extracted from Freebase (Bollacker et al., 2008). The main statistics are shown in Appendix Table 5.

5.2 Baseline

We mainly compare ReSaE with GNN-based methods under similar parameter sizes, including: (i) m-TransH (Wen et al., 2016), (ii) RAE (Zhang et al., 2018), (iii) NaLP (Guan et al., 2019), (iv) NeuInfer (Guan et al., 2020), (v) HINGE (Rosso et al., 2020), (vi) StarE (Galkin et al., 2020) (vii) Hyper2 (Yan et al., 2022), and (viii) HyTransformer (Yu and Yang, 2021).

5.3 Metrics

For link prediction, we report Mean Reciprocal Rank (short as MRR, introduced in (Bordes et al., 2013)), and Hits@1, 10. Hits@K measures the proportion of correct entities ranked in the top K. The results are averaged over test dataset and over predicting missing head and tail entities. Generally, a good model is expected to achieve higher MRR and Hits@N.

5.4 Ablations

To verify the significance of our method, we conduct experiments on some simplified model variants by replacing or removing module parts from the full model. ReSaE w/o coo, and ReSaE w/o att are methods without relation coo-matrix, and

without relation self-attention module respectively. Transformer+MEAN pool refers to the method that simply performs mean pooling of the transformer output without type-wise readout mechanism. All variants are trained under the same setting as the main experiment, except for the differences in their respective modules.

5.5 Training Subject

For the task of link prediction, the model is trained through $1 - N$ cross-entropy loss as function below:

$$loss = \sum_i^N y_i \log P_i,$$

where y_i is the t -th entry of the label y . P_i represents the sigmoid score calculated based on the one-vs-all cosine similarity between the final hidden states and all entity representations.

5.6 Training Settings

For ReSaE, we conduct all experiments with the same hidden size of 200, and use the Adam (Kingma and Ba, 2015) optimizer with learning rate of 10^{-4} . Label smoothing (Dettmers et al., 2018; Vashishth et al., 2020) is set to 0.1. The model was trained on varying batch sizes and epochs, with detailed parameter settings presented in Table 4 in the Appendix. For related work in comparison, we reuse the metrics records of previous works in our experiment result table.

5.7 General Performance

We compare our methods to prior approaches on the link prediction task. Experimental results in Table 1 demonstrate that in the case of MMR, our method outperforms the previous method and achieves the state-of-the-art performance among all GNN-based methods. Nevertheless, our method only performs slightly better than HyperTransformer (Yu and Yang, 2021) and underperforms on some metrics on some metrics (e.g. H@1, H@10). In the case of WD50K, our method outperforms

most metrics compared to several previous methods, demonstrating the hyper-relational encoding capability of our approach.

As shown in Table 2, we achieve a greater performance improvement over WD50K with a higher ratio of hyper-relational triples, indicating that our method performs better with hyper-relational facts than traditional ones.

We also acquired the experimental records of the ablated ReSaE variants as presented in Table 3. This suggests that removing any one of the modules would result in some decrease in the final model performance. The experimental results demonstrate the necessity of all corresponding components and verify the effectiveness of the ReSaE architecture.

5.8 Analysis for qualifier aggregation

The qualifier set $\{(qr_i, qb_i)\}$ for a single hyper-relational typically consists of numerous pairs of (relation, entity). Message passing necessitates organizing the qualifier representation into a fixed-length hidden state. Conventional aggregation/pooling strategies such as addition, mean, max, and rotation (Sun et al., 2019) have the following two main assumptions:

1. Entity and relation share the same embedding space or co-exist in the same complex hidden space (for rotation setting).
2. For most hyper-relational facts, every pair of qualifiers is supposed to be nearly as important.

The above two assumptions may be true for regular Knowledge Graph (KG) scenarios; however, they might not hold for hyper-relational KGs. In hyper-relational KGs, qualifiers serve as the ‘decoration’ of relations, and the (relation, entity) pairs are quite distinctive. Traditional pooling strategies such as sum, mean, and max can easily lead to ambiguity. Furthermore, qualifier entities and relation pairs usually describe information that is much more complex than directional information. These cannot be treated as complex embedding spaces as in classical KG learning approaches, e.g. ComplE (Lacroix et al., 2020).

Intuitively, we need a separate space to preserve qualifier information and a weighted aggregation instead of a regular aggregation approach. Under these circumstances, the attention mechanism is employed, and qualifier hidden states are aggregated separately with the main triple parts.

Our intuition was validated by the ablation studies. The attention matrix scores also suggest the

necessity of our weighted aggregation strategy. For instance, WD50K contains the following relations:

- r_a (*nominated for*)
- r_b (*statement is subject of*)
- r_c (*for work*)

These three relations co-occur in a single hyper-relational fact, as shown below:

(*George Miller*, *nominated for*, *Academy Award for Best Animated Feature*)

with qualifier:

{(*statement is subject of*, *79th Academy Awards*), (*for work*, *Happy Feet*)},

in which the main triple relation is r_a , r_b and r_c appear in its qualifiers. After training loops, the attention score between r_a and r_b is 0.214 while the attention score between r_a and r_c is 0.710. This follows the designed expectation because the semantic meaning of r_c is much more related to r_a than r_b is. Although r_b is a much more frequent qualifier relation in WD50K, it does not necessarily mean it should be equally important to other qualifier relations in each case.

5.9 Relation update different with conventional KGs

The representations of relation get updated after that of the nodes (entity embedding). Unlike node representations, not a large number of relations are typically involved in hyper-relational KG settings. Instead of regular linear updates, we propose updating relations by leveraging the structural information in the hyper-relational KGs. Since qualifiers carry relations that also belong to relation set R . Intuitively, co-occurrence data might be beneficial. In the case of WD50k_100, the experiment shows that neglecting relation co-occurrences (in the ablation study the model variance ReSaE w/o coo) while performing relation update results in a 2% drop in link prediction performance.

5.10 Analysis of attention mechanism

Since there is much to explore regarding the attention mechanism, we also conduct experiments on several self-attention model variants on the WD50k_100 dataset. We experiment with linear projection and multi-head module while calculating attention score just as the classical transformer does. Nevertheless, we do not notice obvious performance differences. We argue that the most likely

Encoder Method	Decoder Method	WD50K_100		
		MRR	H@1	H@10
ReSaE w/o coo	Transformer+typewise pooling	0.659	0.597	0.78
ReSaE with linear-projection att	Transformer+typewise pooling	0.662	0.599	0.782
ReSaE w/o att	Transformer+typewise pooling	0.657	0.594	0.771
ReSaE	GAT	0.635	0.57	0.721
ReSaE	Transformer+MEAN pool	0.662	0.601	0.779
ReSaE	Transformer+typewise pooling	0.668	0.605	0.785

Table 3: ablation results of model variants. Decoder and encoder variants link prediction performance comparison. The best results are in **bold**.

reason is that the size of the relation set is not as large as in other attention implementation scenarios, such as conventional NLP tasks. The largest relation set in our work is 532 (WD50K). Therefore, the embedding size (200 in our main experiment) is sufficient enough to preserve the relation information. In this case, sophisticated attention calculation may lead to over-parameterization issues. Therefore we eventually adopt the single-head self-attention module without linear projection. In future research, we may investigate under what circumstances attention variants would become necessary.

5.11 Importance of decoder and readout

The choice of decoder is crucial for the link prediction task. We also examine different decoder variants, such as the MLP decoder and the GAT (Velickovic et al., 2018) decoder. For the MLP decoder, we simply concatenate the representations of all elemental nodes and pass them through a fully connected layer. For the GAT decoder, we introduced a virtual readout node that was connected to all other nodes. We conduct these variant experiments on WD50k_100 while maintaining the same training settings as our main approach. Surprisingly, according to the results shown in Table 3, neither the GAT decoder nor the MLP decoder (MEAN pool) improved the LP performance.

Additionally, we test the transformer decoder with and without positional encoding and token type ids encoding. Model variant with positional encoding demonstrates a performance decline. We believe that the ReSaE encoder already enhances graph representations with structural and character features, making it redundant to add positional information during the decoding process.

Furthermore, we believe that for downstream tasks, permutation invariance should still be main-

tained. ReSaE readout maintains permutation invariance by not adding positional encoding and employing a type-wise pooling strategy, and indeed, we observe performance increases in our experiments.

Throughout our experiments, we have managed to achieve a satisfactory result: the decoder section remains straightforward and elegant, while the robust encoder ensures that the hyper-relational KG representations are rich in information for downstream tasks.

6 Conclusion

In this paper, we present ReSaE, a message-passing framework for learning hyper-relational Knowledge Graphs (KGs). ReSaE leverages self-attention during message passing and co-occurrence information when updating relation representations. Additionally, ReSaE offers a straightforward yet effective decoder readout solution for hyper-relational KG link prediction tasks. The network layers are designed to be straightforward and are not constrained by data structure settings. Experimental results extensively show that, compared to existing GNN-based approaches, our method achieves state-of-the-art performance on multiple benchmarks. Furthermore, we provide detailed analysis of different module parts, explaining our intuition and presenting relevant experimental results to validate our design. In future work, we intend to investigate more advanced learning techniques that can effectively capture the sparse connections between qualifier relations and entities.

References

Yoshua Bengio, Jérôme Louradour, Ronan Collobert, and Jason Weston. 2009. Curriculum learning. In *Proceedings of the 26th Annual International Conference on Machine Learning*, page 41–48.

- Kurt Bollacker, Colin Evans, Praveen Paritosh, Tim Sturge, and Jamie Taylor. 2008. [Freebase: A collaboratively created graph database for structuring human knowledge](#). In *Proceedings of the 2008 ACM SIGMOD International Conference on Management of Data, SIGMOD '08*, page 1247–1250, New York, NY, USA. Association for Computing Machinery.
- Antoine Bordes, Nicolas Usunier, Alberto García-Durán, Jason Weston, and Oksana Yakhnenko. 2013. Translating embeddings for modeling multi-relational data. In *Advances in Neural Information Processing Systems*, pages 2787–2795.
- Tim Dettmers, Pasquale Minervini, Pontus Stenetorp, and Sebastian Riedel. 2018. Convolutional 2d knowledge graph embeddings. In *Proceedings of the Thirty-Second AAAI Conference on Artificial Intelligence*, pages 1811–1818.
- Matthias Fey and Jan Eric Lenssen. 2019. Fast graph representation learning with pytorch geometric. *CoRR*, abs/1903.02428.
- Mikhail Galkin, Priyansh Trivedi, Gaurav Maheshwari, Ricardo Usbeck, and Jens Lehmann. 2020. [Message passing for hyper-relational knowledge graphs](#). In *Proceedings of the 2020 Conference on Empirical Methods in Natural Language Processing (EMNLP)*, pages 7346–7359, Online. Association for Computational Linguistics.
- Saiping Guan, Xiaolong Jin, Jiafeng Guo, Yuanzhuo Wang, and Xueqi Cheng. 2020. [NeuInfer: Knowledge inference on N-ary facts](#). In *Proceedings of the 58th Annual Meeting of the Association for Computational Linguistics*, pages 6141–6151, Online. Association for Computational Linguistics.
- Saiping Guan, Xiaolong Jin, Yuanzhuo Wang, and Xueqi Cheng. 2019. Link prediction on n-ary relational data. In *The World Wide Web Conference, WWW 2019*, pages 583–593.
- Ali Ismayilov, Dimitris Kontokostas, Sören Auer, Jens Lehmann, and Sebastian Hellmann. 2018. Wikidata through the eyes of dbpedia. *Semantic Web*, 9(4):493–503.
- Diederik P. Kingma and Jimmy Ba. 2015. Adam: A method for stochastic optimization. In *3rd International Conference on Learning Representations, ICLR 2015*.
- Timothée Lacroix, Guillaume Obozinski, and Nicolas Usunier. 2020. Tensor decompositions for temporal knowledge base completion. In *International Conference on Learning Representations*.
- Haoran Luo, Haihong E, Yuhao Yang, Yikai Guo, Mingzhi Sun, Tianyu Yao, Zichen Tang, Kaiyang Wan, Meina Song, and Wei Lin. 2023. [Hahe: Hierarchical attention for hyper-relational knowledge graphs in global and local level](#). In *Proceedings of the 61st Annual Meeting of the Association for Computational Linguistics (Volume 1: Long Papers)*. Association for Computational Linguistics.
- Diego Marcheggiani and Ivan Titov. 2017. Encoding sentences with graph convolutional networks for semantic role labeling. In *Proceedings of the 2017 Conference on Empirical Methods in Natural Language Processing, EMNLP 2017, Copenhagen, Denmark, September 9-11, 2017*, pages 1506–1515.
- Alessio Micheli. 2009. [Neural network for graphs: A contextual constructive approach](#). *IEEE Transactions on Neural Networks*, 20(3):498–511.
- Thomas Pellissier-Tanon, Gerhard Weikum, and Fabian Suchanek. 2020. Yago 4: A reason-able knowledge base. In *Extended Semantic Web Conference, ESWC 2020*.
- Paolo Rosso, Dingqi Yang, and Philippe Cudré-Mauroux. 2020. Beyond triplets: Hyper-relational knowledge graph embedding for link prediction. In *Proceedings of The Web Conference 2020*, page 1885–1896.
- Michael Sejr Schlichtkrull, Thomas N. Kipf, Peter Bloem, Rianne van den Berg, Ivan Titov, and Max Welling. 2018. Modeling relational data with graph convolutional networks. In *The Semantic Web - 15th International Conference, ESWC 2018, Heraklion, Crete, Greece, June 3-7, 2018, Proceedings*, pages 593–607.
- Zhiqing Sun, Zhi-Hong Deng, Jian-Yun Nie, and Jian Tang. 2019. Rotate: Knowledge graph embedding by relational rotation in complex space. In *7th International Conference on Learning Representations, ICLR 2019*.
- Shikhar Vashishth, Soumya Sanyal, Vikram Nitin, and Partha Talukdar. 2020. Composition-based multi-relational graph convolutional networks. In *International Conference on Learning Representations*.
- Ashish Vaswani, Noam Shazeer, Niki Parmar, Jakob Uszkoreit, Llion Jones, Aidan N. Gomez, Lukasz Kaiser, and Illia Polosukhin. 2017. Attention is all you need. In *Advances in Neural Information Processing Systems NIPS 2017*, pages 5998–6008.
- Petar Velickovic, Guillem Cucurull, Arantxa Casanova, Adriana Romero, Pietro Liò, and Yoshua Bengio. 2018. Graph attention networks. In *6th International Conference on Learning Representations, ICLR*.
- Denny Vrandečić and Markus Krötzsch. 2014. Wikidata: a free collaborative knowledgebase. *Commun. ACM*, 57(10):78–85.
- Quan Wang, Haifeng Wang, Yajuan Lyu, and Yong Zhu. 2021. [Link prediction on n-ary relational facts: A graph-based approach](#). In *Findings of the Association for Computational Linguistics: ACL-IJCNLP 2021*, pages 396–407, Online. Association for Computational Linguistics.
- Jianfeng Wen, Jianxin Li, Yongyi Mao, Shini Chen, and Richong Zhang. 2016. On the representation and embedding of knowledge bases beyond binary

relations. In *Proceedings of the Twenty-Fifth International Joint Conference on Artificial Intelligence, IJCAI 2016*, pages 1300–1307.

Shiyao Yan, Zequn Zhang, Xian Sun, Guangluan Xu, Li Jin, and Shuchao Li. 2022. [Hyper2: Hyperbolic embedding for hyper-relational link prediction](#). *Neurocomputing*, 492:440–451.

Donghan Yu and Yiming Yang. 2021. [Improving hyper-relational knowledge graph completion](#). *CoRR*, abs/2104.08167.

Richong Zhang, Junpeng Li, Jiajie Mei, and Yongyi Mao. 2018. Scalable instance reconstruction in knowledge bases via relatedness affiliated embedding. In *The World Wide Web Conference, WWW 2018*, pages 1185–1194.

Appendix

Implementation details: We implement all experiments at dim size 200 for all model variants. We employ Adam (Kingma and Ba, 2015) optimizer with learning rate at 0.0001. For datasets with a higher proportion of hyper-relational facts, we utilize more training epochs. We conduct 500 training epochs for WD50K_100 and WD50K_66. For the remaining datasets, we use 400 training epochs. The message passing infrastructure is implemented with PyTorch Geometric (Fey and Lenssen, 2019). All training was conducted on a Tesla V100. all model instance with parameter size smaller than 12.9M. the longest training time is about 5 days on WikiPeople.

The detail hyper-parameters setting are as following table:

hyper-parameter	value set
embedding dim	{ 200 ,150,100}
batch size	{ 128 ,256,}
ReSaE dropout	{0.1,0.2, 0.3 }
Φ_q	mean sum max
γ_r	mean sum concatenation
γ_v	mean sum concatenation
Φ_{q2}	mean sum concatenation
act	{elu, tanh ,sigmoid,relu,gelu}
act_r	{ not apply ,elu,tanh,sigmoid,relu,gelu}
decoder layer num	{ 1,2,3 }
alpha and beta initial	{(0.8,0.2),(0.7,0.3),(0.6,0.4),(0.5,0.5)}
decoder typewise-pooling	mean max sum
decoder ϕ	concatenation mean
decoder hidden dim	{128,256, 512 }
decoder head num	{ 2,4 }
transformer dropout	{ 0.1 ,0.2,0.3}
label smoothing	0.1 0.0

Table 4: Main hyperparameter search of our approach. The selected values are in **bold**.

Limitations: ReSaE calculates attention score matrix for all relations set at once, it may encounter memory issues when encoding KGs containing a substantial number of relations. In the future, we will consider methods that can mitigate this issue.

Dataset	Num Facts	H-Facts with Q(%)	Entities	Relations	Train	Valid	Test
JF17K	100,947	46,320(45.9%)	28,645	501	76,379	-	24,568
WikiPeople	369,866	9,482(2.6%)	34,839	178	294,439	37,715	37,712
WD50K	236,507	32,167(13.6%)	47,156	532	166,435	23,913	46,159

Table 5: The statistics of the main dataset, with columns indicating the number of facts, facts with qualifiers, entities, relations, and train/valid/test sets, respectively.