
G-RepsNet: A Fast and General Construction of Equivariant Networks for Arbitrary Matrix Groups

Sourya Basu^{*1} Suhas Lohit² Matthew Brand²

Abstract

Group equivariance is a strong inductive bias useful in a wide range of deep learning tasks. However, constructing efficient equivariant networks for general groups and domains is difficult. Recent work by Finzi et al. (2021) directly solves the equivariance constraint for arbitrary matrix groups to obtain equivariant MLPs (EMLPs). But this method does not scale well and scaling is crucial in deep learning. Here, we introduce Group Representation Networks (G-RepsNets), a lightweight equivariant network for arbitrary matrix groups with features represented using tensor polynomials. The key intuition for our design is that using tensor representations in the hidden layers of a neural network along with simple inexpensive tensor operations can lead to expressive universal equivariant networks. We find G-RepsNet to be competitive to EMLP on several tasks with group symmetries such as $O(5)$, $O(1, 3)$, and $O(3)$ with scalars, vectors, and second-order tensors as data types. On image classification tasks, we find that G-RepsNet using second-order representations is competitive and often even outperforms sophisticated state-of-the-art equivariant models such as GCNNs (Cohen & Welling, 2016a) and $E(2)$ -CNNs (Weiler & Cesa, 2019). To further illustrate the generality of our approach, we show that G-RepsNet is competitive to G-FNO (Helwig et al., 2023) and EGNN (Satorras et al., 2021) on N-body predictions and solving PDEs, respectively, while being efficient.

in Convolutional Neural Networks (CNNs) for image processing (LeCun et al., 1989), 3D rotational equivariance in Alphafold2 (Jumper et al., 2021), and equivariance to general discrete groups in Group Convolutional Neural Networks (GCNNs) (Cohen & Welling, 2016a).

But designing efficient equivariant networks can be challenging both because they require domain-specific knowledge and can be computationally inefficient. E.g., there are several works designing architectures for different groups such as the special Euclidean group $SE(3)$ (Fuchs et al., 2020), special Lorentz group $O(1, 3)$ (Bogatskiy et al., 2020), discrete Euclidean groups (Cohen & Welling, 2016a; Ravanbakhsh et al., 2017), etc. Moreover, some of these networks can be computationally inefficient, prompting the design of simpler and lightweight equivariant networks such as EGNN (Satorras et al., 2021) for graphs and vector neurons (Deng et al., 2021) for point cloud processing.

Finzi et al. (2021) propose an algorithm to construct equivariant MLPs (EMLPs) for arbitrary matrix groups when the data is provided using tensor polynomial representations. This method directly computes the basis of the equivariant MLPs and requires minimal domain knowledge. Although elegant, EMLPs are computationally expensive. Similarly, using equivariant basis functions can also be computationally expensive (Fuchs et al., 2020; Thomas et al., 2018) leading to several group-specific efficient architectures. Equivariance as an inductive bias makes the learning problem easier (Van der Pol et al., 2020) and provides robustness guarantees (Mao et al., 2023), and scaling is important to learn more complex functions that are not easy to model using inductive biases such as equivariance. Hence, we need a scalable equivariant network.

To this end, we introduce Group Representation Network (G-RepsNet), which replaces scalar representation from classical neural networks with tensor representations of different orders to obtain expressive equivariant networks. We use the same tensor polynomial representations as EMLP to represent the features in our network. But unlike EMLP, we only use inexpensive tensor operations such as tensor addition and tensor multiplication to construct our network. We show that even with these simple operations, we obtain a universal network for orthogonal groups. Further, we em-

1 Introduction

Group equivariance plays a key role in the success of several popular architectures such as translation equivariance

^{*}Work done during an internship at Mitsubishi Electric Research Laboratories ¹University of Illinois at Urbana-Champaign ²Mitsubishi Electric Research Laboratories. Correspondence to: Suhas Lohit <slohit@merl.com>.

pirically show that G-RepsNet provides competitive results to existing state-of-the-art equivariant models and even outperforms them in several cases while having a simple and efficient design.

Our proposal generalizes vector neurons (Deng et al., 2021), which introduce first-order $O(3)$ tensor representations in various architectures to obtain equivariance to the $O(3)$ group. In contrast, G-RepsNet is a universal network that works for arbitrary matrix groups and uses higher-order tensor polynomial representations, while being computationally efficient. The main contributions as well as the summary of our results are detailed below.

1. We propose a novel lightweight method for constructing equivariant architectures. We call the obtained architectures G-RepsNets, which is a computationally efficient architecture equivariant to arbitrary matrix groups, a universal approximator of equivariant functions for orthogonal groups, and easy to construct. We show that G-RepsNet is competitive to existing sophisticated equivariant models across a wide range of domains as summarized next.
2. On synthetic datasets from (Finzi et al., 2021), we show that G-RepsNet is computationally much more efficient than EMLP and also performs competitively to EMLP across different groups such as $O(5)$, $O(3)$, and $O(1, 3)$ using scalars, vectors, and second-order tensor representations.
3. We show that G-RepsNet with second-order tensor representations outperforms sophisticated state-of-the-art equivariant networks for image classification such as GCNNs (Cohen & Welling, 2016a) and $E(2)$ -CNNs (Weiler & Cesa, 2019) when trained from scratch, and equitune (Basu et al., 2023b) when used with pretrained models.
4. To further illustrate the generality of our approach, we show that G-RepsNet is competitive to G-FNO (Helwig et al., 2023) and EGNN (Satorras et al., 2021) on N-body predictions and solving PDEs, respectively, while being computationally efficient.

2 Related Works

Parameter sharing A popular method for constructing group equivariant architectures involves sharing learnable parameters in the network to guarantee equivariance, e.g. CNNs (LeCun et al., 1989), GCNNs (Cohen & Welling, 2016a; Kondor & Trivedi, 2018), Deepsets (Zaheer et al., 2017), etc. However, all these methods are restricted to discrete groups, unlike our work which can handle equivariance to arbitrary matrix groups.

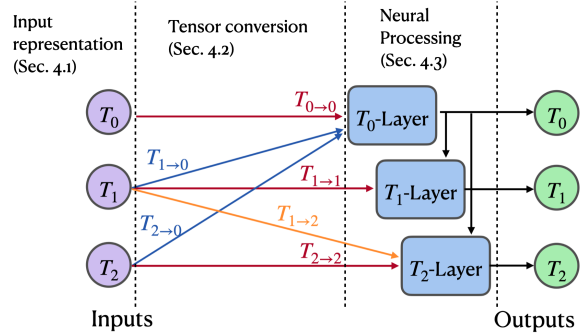


Figure 1. A summary of G-RepsNet layer construction exemplified with inputs of types T_0, T_1 , and T_2 , and outputs of the same types. Each layer consists of three subcomponents: i) input feature representation shown as T_i , ii) converting tensor types appropriately shown using arrows from T_i to T_j , and iii) neural processing the converted tensors using appropriate neural networks, as discussed in §. 4.

Steerable networks Another popular approach for constructing group equivariant networks is by first computing a basis of the space of equivariant functions, then linearly combining these basis vectors to construct an equivariant network. This method can also handle continuous groups. Several popular architectures employ this method, e.g. steerable CNNs (Cohen & Welling, 2016b), $E(2)$ -CNNs (Weiler & Cesa, 2019), Tensor Field Networks (Thomas et al., 2018), $SE(3)$ -transformers (Fuchs et al., 2020), EMLPs (Finzi et al., 2021) etc. But, these methods are computationally expensive and, thus, often replaced by efficient equivariant architectures for specific models, e.g., $E(n)$ equivariant graph neural networks (Satorras et al., 2021) for graphs and vector neurons (Deng et al., 2021) for point cloud processing. More comparisons with EMLPs are provided in Sec. B. Kondor et al. (2018) propose using steerable higher-order permutation representation to obtain a permutation-invariant graph neural networks. In contrast, we use higher-order tensors for arbitrary matrix groups, work with arbitrary base models such as CNNs, FNOs, etc., and show that our architecture is a universal approximator for functions equivariant to orthogonal groups.

Representation-based methods A simple alternative to using steerable networks for continuous networks is to construct equivariant networks by simply representing the data using group representations, only using scalar weights to combine these representations, and using non-linearities that respect their equivariance. Works that use representation-based methods include vector neurons (Deng et al., 2021) for $O(3)$ group and universal scalars (Villar et al., 2021). Vector neurons are restricted to first-order tensors and universal scalars face scaling issues, hence, mostly restricted to synthetic experiments. More comparisons with universal scalars are provided in Sec. B.

Frame averaging Yet another approach to obtain group equivariance is to use frame-averaging (Yarotsky, 2022; Puny et al., 2021), where averaging over equivariant frames corresponding to each input is performed to obtain equivariant outputs. This method works for both discrete and continuous groups but requires the construction of these frames, either fixed by design as in (Puny et al., 2021; Basu et al., 2023b) or learned using auxiliary equivariant neural networks as in (Kaba et al., 2023). Our method is, in general, different from this approach since our method does not involve averaging over any frame or the use of auxiliary equivariant networks. For the special case of discrete groups, the notion of frame averaging is closely related to both parameter sharing as well as representation methods. Hence, in the context of equituning (Basu et al., 2023b), we show how higher-order tensor representations can directly be incorporated into their frame-averaging method.

3 Group and Representation Theory

Basics of groups and group actions are provided in §A. Let $GL(m)$ represent the group of all invertible matrices of dimension m . Then, for a group G , the **linear group representation** of G is defined as the map $\rho : G \mapsto GL(m)$ such that $\rho(g_1g_2) = \rho(g_1)\rho(g_2)$ and $\rho(e) = I$, the identity matrix. A group representation of dimension m is a linear group action on the vector space \mathbb{R}^m .

For a finite group G , the (left) **regular representation** ρ over a vector space V is a linear representation over V that is freely generated by the elements of G , i.e., the elements of G can be identified with a basis of V . Further, $\rho(g)$ can be determined by its action on the corresponding basis of V , $\rho(g) : h \mapsto gh$ for all $h \in G$. For designing G-RepsNet, note that the size of regular representation is proportional to the size of G . Hence, the size of any representation, m , can be written as $m = |G| \times d$ for some integer d . We call the first dimension of size $|G|$ as the **group dimension**.

We call any linear group representation other than the regular representation as **non-regular group representation**. Examples of such representations include representations written as a Kronecker sum of irreducible representations (basis of a group representation). In the design of G-RepsNet, we use regular representation for finite groups and non-regular representations for continuous groups.

Given some base linear group representation $\rho(g)$ for $g \in G$ on some vector space V , we construct **tensor representations** by applying Kronecker sum \oplus , Kronecker product \otimes , and tensor dual $*$. Each of these tensor operations on the vector spaces leads to corresponding new group actions. The group action corresponding to V^* becomes $\rho(g^{-1})^T$. Let $\rho_1(g)$ and $\rho_2(g)$ for $g \in G$ be group actions on vector spaces V_1 and V_2 , respectively. Then, the group action on $V_1 \oplus V_2$ is given by $\rho_1(g) \oplus \rho_2(g)$ and that on $V_1 \otimes V_2$ is

given by $\rho_1(g) \otimes \rho_2(g)$.

We denote the tensors corresponding to the base representation ρ as T_1 tensors, i.e., tensors of order one, and T_0 denotes a scalar. In general, T_m denotes a tensor of order m . Further, Kronecker product of tensors T_m and T_n gives a tensor T_{m+n} of order $m+n$. We use the notation $T_m^{\otimes r}$ to denote r times Kronecker product of T_m tensors. Kronecker sum of two tensors of types T_m and T_n gives a tensor of type $T_m \oplus T_n$. Finally, Kronecker sum of r tensors of the same type T_m is written as rT_m .

4 G-RepsNet Architecture

Here, we describe the general design of the G-RepsNet architecture. Each layer of G-RepsNet consists of three subcomponents: i) representing features using appropriate tensor representation (§4.1), ii) converting tensor types of the input representation (§4.2), and iii) processing these converted tensors (§4.3). Finally, §4.4 discusses some properties of our network along with existing architectures that are special cases of G-RepsNet. Now we describe these subcomponents in detail.

4.1 Input Feature Representations

We employ two techniques to obtain input tensor representations for networks with regular and non-regular representations as described below.

Regular representation: We use regular representations for all finite groups, e.g., cyclic group C_n of discrete rotations of $\frac{360}{n}$ degrees. For input features for regular representations, we simply use the input features obtained from the $E(2)$ -CNNs (Weiler & Cesa, 2019), but any regular representation works with our model. Thus, if we are given an image of dimension $B \times C \times H \times W$, the T_1 regular representation is of dimension $|G| \times B \times C \times H \times W$, where $|G|, B, C, H, W$ are the group dimension, batch size, channel size, height, and width, respectively. Similarly, for any tensor of type T_i , the group dimension of size $|G|^i$.

Non-regular representation: We use non-regular representation for all continuous groups, e.g. $O(n)$ group of rotations and reflection in an n -dimensional vector space. For non-regular representations, usually, the data is naturally provided in suitable tensor representations, e.g., position and velocity data of particles from the synthetic datasets in (Finzi et al., 2021) are provided in the form of Kronecker sum of irreducible representations of groups such as $O(n)$. In all our experiments using continuous groups, the inputs are already provided as tensor representations using the appropriate irreducible representations.

4.2 Tensor Conversion

Crucial to our architecture is the tensor conversion component. The input to each layer in Fig. 1 is given as a concatenation of tensors of varying orders. But T_i -layer in Fig. 1 only processes tensors of order T_i . Thus, to process tensors of order T_j , $j \neq i$, they must first be converted to tensors of order T_i and then passed to the T_i -layer. Our tensor conversion algorithm is described next.

When $i > j > 0$, we convert tensors of type T_j to tensors of type T_i by first writing $i = kj + r$, where $k = \lfloor i/j \rfloor$. Then, we obtain T_i from T_j and T_1 as $T_j^{\otimes k} \otimes T_1^{\otimes r}$. When using non-regular representations, we assume that the input to the G-RepsNet model always consists of some tensors with T_1 representations, which is not a strong assumption that helps keep our construction simple and also encompasses all experiments from (Finzi et al., 2021).

When $i = 0$, we convert each input of type T_j to type T_0 by using an appropriate invariant operator, e.g. Euclidean norm for Euclidean groups, or averaging over the group dimension for regular groups. These design choices keep our design lightweight as well as expressive as we show both theoretically as well as empirically. Details on processing these inputs are described next.

4.3 Neural Processing

Now we discuss how the various T_i -layers are constructed and how they process the input tensor features that have been converted to T_i tensor types. We use different techniques for regular and non-regular tensor representations.

Regular representation: Recall that regular representations for tensors of type T_i have group dimensions equal to $|G|^i$, where $|G|$ is the size of the group. For tensors of dimension $(|G|^i \times B) \times C \times H \times W$, we treat the group dimension just like the batch dimension and process the $(|G|^i \times B)$ inputs in parallel through the same model. Here we are free to choose any model of our choice for any of the T_i -layers, e.g., MLP, CNNs, FNOs, etc. We call these models of choice our **base model** just like used in frame-averaging (Puny et al., 2021) and equitune (Basu et al., 2023b).

Non-regular representation: Here, we impose certain restrictions on what models can be used for T_i -layers and how to use them. First, the T_0 -layer passes all the tensors of type T_0 or scalars through a neural network such as an MLP or a CNN. Since the inputs are invariant scalars, the outputs are always invariant and thus, there are no restrictions on the neural network used for the T_0 -layer, i.e., they may also use non-linearities. Now we describe how to process the tensors of type T_i for $i > 0$.

Let us call the output from the T_0 -layer as Y_{T_0} . For a T_i -layer with $i > 0$, we simply pass it through a linear neural

network with no point-wise non-linearities or bias terms to ensure that the output is equivariant. Let us call this output H_{T_i} . Then, to mix the T_i tensors with the T_0 tensors better, we update H_{T_i} as $H_{T_i} = H_{T_i} * \frac{Y_{T_0}}{\text{inv}(H_{T_i})}$, where $\text{inv}(\cdot)$ is a group-invariant function such as the Euclidean norm for a Euclidean group. Finally, we pass H_{T_i} through another linear layer without any bias or pointwise non-linearities to obtain Y_{T_i} . This *mixing* of various tensor types is crucial to make our network expressive and is required for the universality of our network.

4.4 Properties

Here first we discuss the equivariance and universality properties of our model. Then, we discuss some existing architectures that are special cases of G-RepsNet.

Equivariance: For regular representations, any group action applied to the input appears as a permutation in the group dimension. Further, since the data is processed in parallel along the group dimension, the output permutes accordingly, making our model equivariant. For non-regular representation, the T_0 layer only processes invariant tensors and, hence, preserves equivariance of the overall model. Moreover, the T_i -layers simply perform a linear combination of tensors, making the overall model equivariant. A proof for equivariance of our model is given in §. C.

Universality: Even though we build a lightweight architecture with only inexpensive tensor operations, we show that our models are universal approximators of equivariant functions. This ensures that our models are expressive. For models constructed for regular representations, it is easy to verify that there exist G-RepsNets that are universal approximators of equivariant functions. To that end, note that restricting G-RespNet to only T_1 tensors and taking an average with group inverses along the group dimension gives group symmetrization in equitune (Basu et al., 2023b; Yarotsky, 2022). It is well known that the symmetrization of universal approximators such as MLPs give universal approximators of equivariant functions (Yarotsky, 2022). It follows that G-RepsNets are universal approximators of equivariant functions for regular representations. Note that even though our models using features of type T_1 themselves are universal approximators, we illustrate empirically that higher order tensors significantly boost the performance of G-RepsNet with regular representation.

For non-regular representations, we provide simple constructive proofs showing the universality properties of the G-RepsNet architecture. We first show that G-RepsNet can approximate arbitrary invariant scalar functions of vectors from $O(d)$ and $O(1, d)$ groups. Then, we extend the proof to vector-valued functions for the same groups. First, recall the Fundamental Theorem of Invariant Theory for $O(d)$ as

described in Lemma .1.

Lemma 1 ((Weyl, 1946)). *A function of vector inputs returns an invariant scalar if and only if it can be written as a function only of the invariant scalar products of the input vectors. That is, given input vectors (X_1, X_2, \dots, X_n) , $X_i \in \mathbb{R}^d$, any invariant scalar function $h : \mathbb{R}^{d \times n} \mapsto \mathbb{R}$ can be written as*

$$h(X_1, X_2, \dots, X_n) = f(\langle X_i, X_j \rangle_{i,j=1}^n), \quad (1)$$

where $\langle X_i, X_j \rangle$ denotes the inner product between X_i and X_j , and f is an arbitrary function.

As mentioned in (Villar et al., 2021), a similar result holds for the $O(1, d)$ group. In Thm. 1, we show that G-RepsNet can approximate arbitrary invariant scalar functions for $O(d)$ or $O(1, d)$ groups. The main idea of the proof is to show that G-RepsNet can automatically compute the necessary inner products $\langle X_i, X_j \rangle$ in equation 3 and the function f in equation 3 can be approximated using an MLP in the T_0 layer. Detailed proof is provided in §. D.

Theorem 1. *For given T_1 inputs (X_1, X_2, \dots, X_n) corresponding to $O(d)$ or $O(1, d)$ group, $X_i \in \mathbb{R}^d$, any invariant scalar function $h : \mathbb{R}^{d \times n} \mapsto \mathbb{R}$, there exists a G-RepsNet model that can approximate h .*

Similarly, this result can be extended to vector functions as described in Thm. 2. The proof for Thm. 2 is also constructive and is provided in §. D.

Theorem 2. *For given T_1 inputs (X_1, X_2, \dots, X_n) corresponding to $O(d)$ or $O(1, d)$ group, $X_i \in \mathbb{R}^d$, any equivariant vector function $h : \mathbb{R}^{d \times n} \mapsto \mathbb{R}^d$, there exists a G-RepsNet model that can approximate h .*

Finally, in §. B.2 we show how several popular models such as vector neurons (Deng et al., 2021), harmonic networks (Worrall et al., 2017), and equitune (Basu et al., 2023b) are special cases of G-RepsNet.

5 Applications and Experiments

Here we provide several experiments across a wide range of domains to illustrate that our model is competitive with existing state-of-the-art equivariant models across various domains while also being easy to design and computationally efficient. We provide two sets of experiments each for G-RepsNet with regular and non-regular representations.

For non-regular representation, we provide two experiments: i) in §. 5.1 we compare G-RepsNet with EMLP on synthetic datasets, which encompass equivariance to several groups such as $O(5)$, $O(3)$, and $O(1, 3)$ and involves tensors of different orders; ii) in §. 5.2 we compare G-RepsNet with EGNN on N-body dynamics prediction. Note that the groups considered are restricted to orthogonal groups, even

though G-RepsNets work for arbitrary matrix groups just like EMLPs. This is because we directly take the datasets from (Finzi et al., 2021; Satorras et al., 2021), which are restricted to orthogonal groups.

For regular representation, we provide two more experiments: i) for image classification we show in §. 5.3 that G-RepsNet with higher-order tensors and CNNs as the base model can outperform popular equivariant models such as GCNNs and $E(2)$ -CNNs when trained from scratch and equitune when used with pretrained models; ii) for solving PDEs, in §. 5.4 we construct a G-RepsNet with FNOs as the base model, where we find G-RepsNets is competitive to more sophisticated equivariant models such as G-FNOs (Helwig et al., 2023) while being much faster than them.

5.1 Comparison with EMLPs

Datasets: We consider three regression tasks from Finzi et al. (2021): $O(5)$ -invariant task, $O(3)$ -equivariant task, and $O(1, 3)$ invariant task. In $O(5)$ -invariant regression task, we have input $X = \{x_i\}_{i=1}^2$ of type $2T_1$ and output $f(x_1, x_2) = \sin(\|x_1\|) - \|x_2\|^3/2 + \frac{x_1^T x_2}{\|x_1\| \|x_2\|}$ of type T_0 . Then, for $O(3)$ -equivariant task we have input $X = \{(m_i, x_i)\}_{i=1}^5$ of type $5T_0 + 5T_1$ corresponding to 5 masses and their positions. The output is the inertia matrix $\mathcal{I} = \sum_i m_i (x_i^T x_i I - x_i x_i^T)$ of type T_2 . Finally, for the $O(1, 3)$ -equivariant task, we consider the electron-muon scattering ($e^- + \mu^- \rightarrow e^- + \mu^-$) task used in (Finzi et al., 2021), originally from (Bogatskiy et al., 2020). Here, the input is of type $4T_{(1,0)}$ corresponding to the four momenta of input and output electron and muon, and the output is the matrix element (c.f. (Finzi et al., 2021)) of type $T_{(0,0)}$.

Model design: For all the experiments here, we design G-RepsNet with 5 layers where use different tensor representations in each of the models depending on the application. We call the number of tensors in a hidden layer as its channel size. We fix a channel size of 100. For the $O(5)$ -invariant task, the input and output representations are fixed from the dataset to be $2T_1$ and T_0 , respectively. We use type $(T_1 + T_2)$ as the tensor type for the hidden representation, i.e., each hidden layer consists of 100 tensors of type $(T_1 + T_2)$. As described in §. 4.3, we use point-wise non-linearities and bias terms only with the T_0 -layer, whereas the T_1 -layer is a single-layered densely connected network with no non-linearities or bias terms. We use the same design for the $O(1, 3)$ -invariant task, i.e., we use the same model size and tensor types but for the group $O(1, 3)$ instead of $O(5)$. For the $O(3)$ -equivariant task, we use the same channel size, as the previous two tasks but use the hidden layer representations as $(T_1 + T_2 + T_3)$.

Experimental setup: We train MLPs, EMLPs, and G-

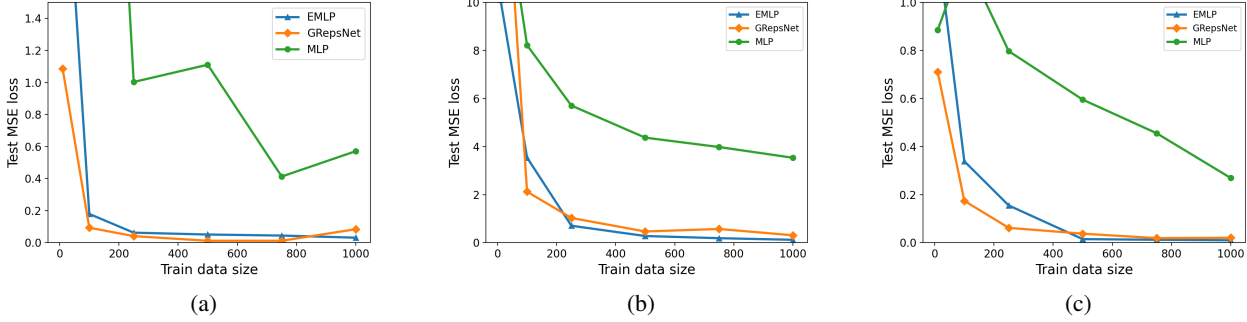


Figure 2. Comparison of GRepsNets with EMLPs (Finzi et al., 2021) and MLPs for (a) $O(5)$ -invariant synthetic regression task with input type $2T_1$ and output type T_0 , (b) $O(3)$ -equivariant regression with input as masses and positions of 5 point masses using representation of type $5T_0 + 5T_1$ and output as the inertia matrix of type T_2 , (c) $SO(1, 3)$ -invariant regression computing the matrix element in electron-muon particle scattering with input of type $4T_1$ and output of type T_0 . Across all the tasks, we find that GRepsNets, despite its simple design, are competitive with the more sophisticated EMLPs and significantly outperform MLPs.

Table 1. We find that G-RepsGNN provides comparable test loss and forward time compared to EGNN (Satorras et al., 2021). Note that G-RepsGNN is constructed by simply replacing the representation in the GNN architecture from (Gilmer et al., 2017) with T_1 representations along with tensor mixing from §. 4.3, whereas EGNN is a specialized GNN designed for $E(n)$ -equivariant tasks.

Model	Test Loss	Forward Time
EGNN	0.0069	0.001762
G-RepsGNN (ours)	0.0049	0.002018

RepsNet on the datasets discussed above with varying sizes for 100 epochs. For each task and model, we choose model sizes between small (with channel size 100) and large (with channel size 384). Similarly, we choose the learning rate from $\{10^{-3}, 3 \times 10^{-3}\}$. In general, MLPs and EMLPs provide the best results with the large model size, whereas G-RepsNets produce better results with small model sizes. For learning rate, we find 3×10^{-3} to be best in most cases. Further details on the hyperparameters are given in §. F.1.

Observations and results: From Fig. 2, we find that across all the tasks, G-RepsNets perform competitively to EMLPs and significantly outperform non-equivariant MLPs. Moreover, Tab. 6 and Fig. 5 show that G-RepsNets are computationally much more efficient than EMLPs, while being only slightly more expensive than naive MLPs. This shows that G-RepsNet can provide competitive performance to EMLPs on equivariant tasks. Moreover, the lightweight design of G-RepsNets motivates its use in larger datasets.

5.2 Modelling a Dynamic N-Body System with GNNs

Dataset details: We consider the problem of predicting the dynamics of N charged particles given their charges and initial positions, where the symmetry group for equivariance is the orthogonal group $O(3)$. Each particle is placed at a node of a graph $\mathcal{G} = \{\mathcal{V}, \mathcal{E}\}$, where \mathcal{V} and \mathcal{E} are the sets of

vertices and edges. We use the N-body dynamics dataset from (Satorras et al., 2021), where the task is to predict the positions of $N = 5$ charged particles after $T = 1000$ steps given their initial positions $\in \mathbb{R}^{3 \times 5}$, velocities $\in \mathbb{R}^{3 \times 5}$, and charges $\in \{-1, 1\}^5$.

Model design and experimental setup: Let the edge attributes of \mathcal{G} be a_{ij} , and let h_i^l be the node feature of node $v_i \in \mathcal{V}$ at layer l of a message passing neural network (MPNN). An MPNN as defined by Gilmer et al. (2017) has an edge update, $m_{ij} = \phi_e(h_i^l, h_j^l, a_{ij})$ and a node update $h_i^{l+1} = \phi_h(h_i^l, m_i)$, $m_i = \sum_{j \in \mathcal{N}(i)} m_{ij}$, where ϕ_e and ϕ_h are MLPs corresponding to edge and node updates, respectively.

We design G-RepsGNN by making small modifications to the MPNN architecture. In our model, we use two edge updates for T_0 and T_1 tensors, respectively, and one node update for T_1 update. The two edge updates are $m_{ij, T_0} = \phi_{e, T_0}(\|h_i^l\|, \|h_j^l\|, a_{ij})$, $m_{ij, T_1} = \phi_{e, T_1}(h_i^l, h_j^l, a_{ij})$, where $\|\cdot\|$ obtains T_0 tensors from T_1 tensors for the Euclidean group, $\phi_{e, T_0}(\cdot)$ is T_0 -layer MLP, and $\phi_{e, T_1}(\cdot)$ is a T_1 -layer made of an MLP without any pointwise non-linearities or biases. The final edge update is obtained as $m_{ij} = m_{ij, T_1} * m_{ij, T_0} / \|m_{ij, T_1}\|$. Finally, the node update is given by $h_i^{l+1} = \phi_{h, T_1}(h_i^l, m_i)$, where $m_i = \sum_{j \in \mathcal{N}(i)} m_{ij}$ and $\phi_{h, T_1}(\cdot)$ is an MLP without any pointwise non-linearities or biases. Thus, the final node update is a T_1 tensor. We compare G-RepsGNN with EGNN (Satorras et al., 2021), which is a popular equivariant graph neural network.

We closely followed (Satorras et al., 2021) to generate the dataset: we used 3000 trajectories for train, 2000 trajectories for validation, and 2000 for test. Both EGNN and G-RepsGNN models have 4 layers and were trained for 10000 epochs, same as in (Satorras et al., 2021).

Results and Observations: From Tab. 1, we find that even though EGNN is a specialized architecture for the task, G-

Table 2. T_2 -equitune clearly outperforms T_1 -equitune (Basu et al., 2023b). Table shows mean (std) test accuracies for equituning using a pretrained Resnet with Rot90-CIFAR10 and Galaxy10. We find that our extension of equituning using T_2 representations outperforms the traditional version that only uses T_1 representations.

Dataset\Model	Finetune	T_1 -Equitune	T_2 -Equitune
Rot90-CIFAR10	82.7 (0.5)	88.1 (0.3)	89.6 (0.3)
Galaxy10	76.9 (3.2)	79.3 (1.6)	80.7 (4.0)

RepsGNN performs competitively to EGNN. Note that here the comparison is made to EGNN since it is a computationally efficient expressive equivariant model just like G-RepsGNN, although restricted for processing graphs. Here our goal is not to achieve state-of-the-art results on this task but to simply show that our model is competitive with popular models even with minimal design changes to the non-equivariant base model MPNN. Further results of test losses and forward times for various other models are reported in Tab. 7 in §. G.2 for completeness. Since G-RepsGNN has a comparable computational complexity to EGNN, it is computationally much more efficient than many specialized group equivariant architectures that use spherical harmonics for $E(n)$ -equivariance as noted from Tab. 7.

5.3 Second-Order Image Classification

We perform two sets of experiments: i) in the first, we train various image classification models from scratch and compare them with G-RepsNet and ii) we perform equivariant finetuning of non-equivariant models with higher-order tensors, hence extending the equivariant finetuning method of (Basu et al., 2023b) to second-order tensors.

Dataset: For ablation studies to understand the effect of second-order tensors in image classification and for experiments involving training from scratch, we test on different datasets obtained by applying random rotations to the CIFAR10 dataset. When the random rotations are a multiple of $\frac{360}{n}$ for integer n , we call the dataset Rot $\frac{360}{n}$ -CIFAR10, else if the rotations are by arbitrary angles in $(0, 360]$, we simply call it Rot-CIFAR10. These rotations are applied to ensure that the dataset exhibits the C_n of multiples of $\frac{360}{n}$ -degree rotations or $SO(2)$ symmetry, which helps test the working of equivariant networks. For our experiments on equivariant finetuning, we test on Rot90-CIFAR10 and Galaxy10 without any rotations. We do not apply rotations on Galaxy10 since it naturally has the C_4 symmetry.

Experimental setup and model design: We first design a rot90-equivariant CNN with 3 convolutional layers followed by 5 fully connected layers and train it from scratch on CIFAR10 with random rotations. We use T_1 representations for the first i layers and use T_2 representations for the rest, where the T_2 representations are obtained by simple outer product of the T_1 representation in the group dimension.

We train each model for 10 epochs. The results reported in Fig. 6a indicate that using T_2 representations in the later layers of the same network significantly outperforms both non-equivariant as well as equivariant T_1 -based CNNs. Details about hyperparameters are provided in §. F.2.

We then compare with baseline equivariant architectures such as GCNNs (Cohen & Welling, 2016a) and $E(2)$ -CNNs (Weiler & Cesa, 2019).

First, for comparison with GCNNs, we use CNN as well as GCNN as our base model for constructing G-RepsNets. We use the same construction as above for our CNNs. For GCNNs, we simply replace the convolutions with C_4 group convolutions in the same CNN and adjust the channel sizes to ensure a nearly equal number of parameters.

We design two G-RepsCNN architectures: a) T_1 -G-RepsCNN, where each layer has a T_1 representation, and b) T_2 -G-RepsCNN, where all the layers except the last layer use T_1 representation and the last layer uses T_2 representation. Using GCNN as the base model, we construct T_2 -G-RepsGCNN, by simply replacing the CNN model with a GCNN in the T_2 -G-RepsCNN. Note that we do not construct T_1 -GCNN as it results in the same model as GCNN. These models are compared on the Rot90-CIFAR10 dataset.

For comparison with $E(2)$ -CNNs, we perform a similar comparison as that with GCNNs. Here we work with Rot-CIFAR10 dataset. This is because $E(2)$ -CNNs are equivariant to larger groups than that of 90-degree rotations, so, we want to test the model’s capabilities for these larger group symmetries. Here we build four variants of G-RepsCNNs: T_1 -G-RepsCNN, T_2 -G-RepsCNN, each for both C_8 and C_{16} equivariance. Here C_n for $n \in \{8, 16\}$ corresponds to the groups of $\frac{360}{n}$ -degree rotations. All the G-RepsCNN consist of 3 layers of convolutions followed by 5 fully connected layers. The layer representations for T_1 -G-RepsCNN are all T_1 tensors of the C_n group. Whereas for T_2 -G-RepsCNN, all layer representations except the last layer are T_1 representations and the last layer uses T_2 representations. Similar to GCNNs, we construct T_2 -G-Reps $E(2)$ -CNNs using $E(2)$ -CNNs as the base model, for each group C_n , $n \in \{8, 16\}$. Note that T_1 - $E(2)$ -CNN is the same as the traditional $E(2)$ -CNN for the C_n group, which has T_1 representation at each layer. T_2 -G-Reps $E(2)$ -CNN has T_1 representations for each layer except for the last layer that uses a T_2 representation.

For experiments on equivariant finetuning, we take the equituning algorithm of (Basu et al., 2023b) that uses T_1 representations and extend it to use T_2 representations in the final layers. We use pretrained Resnet18 as our non-equivariant base model and perform non-equivariant finetuning and equivariant finetuning with T_1 and T_2 representations. Additional experimental details are provided in §. F.

Results: From Tab. 4 and 8, we make two key observations:

Table 4. T_2 -GCNN outperforms the traditional GCNN. Table shows mean (std) of classification accuracies on Rot90-CIFAR10 dataset for T_1 -G-RepsCNN, T_2 -G-RepsCNN, GCNN, and T_2 -G-RepsGCNN for 10 epochs. Results are over 3 seeds.

Dataset \ Model	CNN	T_1 -G-RepsCNN	T_2 -G-RepsCNN	GCNN	T_2 -G-RepsGCNN
Rot90-CIFAR10	46.6 (0.8)	53.3 (1.4)	57.9 (0.6)	56.7 (0.5)	57.9 (0.7)

Table 5. G-RpesFNOs are much cheaper than G-FNOs while giving competitive performance. Table shows mean (std) of relative mean square errors in percentage over 3 seeds. G-RepsFNOs use regular T_1 representations with FNO as the base model. Our simple architecture outperforms the non-equivariant FNO model and performs competitively with the more sophisticated G-FNO model that uses group convolutions.

Dataset \ Model	FNO	G-RepsFNO	G-FNO
NS	8.41 (0.4)	5.31 (0.2)	4.78 (0.4)
NS-Sym	4.21 (0.1)	2.92 (0.1)	2.24 (0.1)

a) T_2 -G-RepsCNNs are competitive and often outperform the baselines GCNNs and $E(2)$ -CNNs, b) T_2 features, when added to the baselines to obtain T_2 -G-RepsGCNNs and T_2 -G-Reps $E(2)$ CNNs, they outperform the original T_1 counterpart for both C_8 and C_{16} equivariance. This shows the importance of higher-order tensors in image classification. Thus, we not only provide competitive performance to baselines using our models but also improve the results from these baselines by adding T_2 features in them. Finally, from Tab. 2, we find that on both rot90-CIFAR10 and Galaxy10, T_2 -equitune easily outperforms equitune, confirming the importance of T_2 features.

5.4 Solving PDEs with FNOs

Datasets and Experimental Setup:

We consider two versions of the incompressible Navier-Stokes equation from (Helwig et al., 2023; Li et al., 2021). The first version is a Navier-Stokes equation without any symmetry (NS dataset) in the data, and a second version that does have 90° rotation symmetry (NS-SYM dataset). The general Navier-Stokes equation considered is written as,

$$\begin{aligned} \partial_t w(x, t) + u(x, t) \cdot \nabla w(x, t) &= \nu \Delta w(x, t) + f(x), \\ \nabla \cdot u(x, t) &= 0 \quad \text{and} \quad w(x, 0) = w_0(x), \end{aligned} \quad (2)$$

where $w(x, t) \in \mathbb{R}$ denotes the vorticity at point (x, t) , $w_0(x)$ is the initial velocity, $u(x, t) \in \mathbb{R}^2$ is the velocity at (x, t) , and $\nu = 10^{-4}$ is the viscosity coefficient. f denotes an external force affecting the dynamics of the fluid. The task here is to predict the vorticity at all points on the domain $x \in [0, 1]^2$ for some t , given the previous values of vorticity at all point on the domain for previous T steps. As stated by (Helwig et al., 2023), when f is invariant with respect to 90° rotations, then the solution is equivariant, otherwise not. We use the same forces f as (Helwig

et al., 2023). For non-invariant force, we use $f(x_1, x_2) = 0.1(\sin(2\pi(x_1 + x_2)) + \cos(2\pi(x_1 + x_2)))$ and as invariant force, we use $f_{inv} = 0.1(\cos(4\pi x_1) + \cos(4\pi x_2))$. We use $T = 20$ previous steps as inputs for the NS dataset and $T = 10$ for NS-SYM and predict for $t = T + 1$, same as in (Helwig et al., 2023). We train our models with batch size 20 and learning rate 10^{-3} for 100 epochs.

Model design: We use the FNO and G-FNO models directly from (Helwig et al., 2023). And we construct G-RepsFNO by directly using T_1 representation corresponding to the C_4 group of 90° rotations for all the features. Further, G-RepsFNO uses FNO as the base model.

Results and Observations: In Tab. 5, we find that G-RepsFNO clearly outperforms traditional FNOs on both datasets NS and NS-SYM. Note that the NS dataset does not have rot90 symmetries and yet G-RepsFNOs outperform FNOs showing that using equivariant representations may be more expressive for tasks without any obvious symmetries as was also noted in several works such as (Cohen & Welling, 2016a; Helwig et al., 2023). Moreover, we find that the G-RepsFNO models perform competitively with the more sophisticated, recently proposed, G-FNOs. Thus, we gain benefits of equivariance by directly using equivariant representations on non-equivariant base models and making minimal changes to the architecture. Further, in Tab. 9 we show that G-RepsFNOs are computationally much more efficient than the more sophisticated G-FNOs.

6 Conclusion

We present G-RepsNet, a lightweight yet expressive architecture designed to provide equivariance to arbitrary matrix groups. We find that G-RepsNet gives competitive performance to EMLP on various invariant and equivariant regression tasks taken from (Finzi et al., 2021), at much less computational expense. For image classification, we find that G-RepsNet with second-order tensors outperforms existing equivariant models such as GCNNs and $E(2)$ -CNNs as well as methods such as equitune when trained using pretrained models such as Resnet. Further illustrating the simplicity and generality of our design, we show that using simple first-order tensor representations in G-RepsNet achieves competitive performance to specially designed equivariant networks for several different domains. We considered diverse domains such as PDE solving and N -body dynamics prediction using FNOs and MPNNs, respectively, as the base model.

References

- Basu, S., Katdare, P., Sattigeri, P., Chenthamarakshan, V., Driggs-Campbell, K. R., Das, P., and Varshney, L. R. Efficient equivariant transfer learning from pretrained models. In *Thirty-seventh Conference on Neural Information Processing Systems*, 2023a.
- Basu, S., Sattigeri, P., Ramamurthy, K. N., Chenthamarakshan, V., Varshney, K. R., Varshney, L. R., and Das, P. Equi-tuning: Group equivariant fine-tuning of pretrained models. In *Proceedings of the AAAI Conference on Artificial Intelligence*, 2023b.
- Bogatskiy, A., Anderson, B., Offermann, J., Roussi, M., Miller, D., and Kondor, R. Lorentz group equivariant neural network for particle physics. In *International Conference on Machine Learning*, pp. 992–1002. PMLR, 2020.
- Brandstetter, J., Hesselink, R., van der Pol, E., Bekkers, E. J., and Welling, M. Geometric and physical quantities improve e(3) equivariant message passing. In *International Conference on Learning Representations*, 2022.
- Cohen, T. and Welling, M. Group equivariant convolutional networks. In *International Conference on Machine Learning*, pp. 2990–2999. PMLR, 2016a.
- Cohen, T. S. and Welling, M. Steerable cnns. In *International Conference on Learning Representations*, 2016b.
- Deng, C., Litany, O., Duan, Y., Poulencard, A., Tagliasacchi, A., and Guibas, L. J. Vector neurons: A general framework for so(3)-equivariant networks. In *Proceedings of the IEEE/CVF International Conference on Computer Vision*, pp. 12200–12209, 2021.
- Finzi, M., Welling, M., and Wilson, A. G. A practical method for constructing equivariant multilayer perceptrons for arbitrary matrix groups. In *International Conference on Machine Learning*, pp. 3318–3328. PMLR, 2021.
- Fuchs, F., Worrall, D., Fischer, V., and Welling, M. Se(3)-transformers: 3d roto-translation equivariant attention networks. *Advances in Neural Information Processing Systems*, 33:1970–1981, 2020.
- Gilmer, J., Schoenholz, S. S., Riley, P. F., Vinyals, O., and Dahl, G. E. Neural message passing for quantum chemistry. In *International Conference on Machine Learning*, pp. 1263–1272. PMLR, 2017.
- Helwig, J., Zhang, X., Fu, C., Kurtin, J., Wojtowysch, S., and Ji, S. Group equivariant fourier neural operators for partial differential equations. In *International Conference on Machine Learning*, 2023.
- Hornik, K., Stinchcombe, M., and White, H. Multilayer feedforward networks are universal approximators. *Neural networks*, 2(5):359–366, 1989.
- Jumper, J., Evans, R., Pritzel, A., Green, T., Figurnov, M., Ronneberger, O., Tunyasuvunakool, K., Bates, R., Žídek, A., Potapenko, A., et al. Highly accurate protein structure prediction with alphafold. *Nature*, 596(7873):583–589, 2021.
- Kaba, S.-O., Mondal, A. K., Zhang, Y., Bengio, Y., and Ravanbakhsh, S. Equivariance with learned canonicalization functions. In *International Conference on Machine Learning*, pp. 15546–15566. PMLR, 2023.
- Kim, J., Nguyen, D. T., Suleymanzade, A., An, H., and Hong, S. Learning probabilistic symmetrization for architecture agnostic equivariance. In *Thirty-seventh Conference on Neural Information Processing Systems*, 2023. URL <https://openreview.net/forum?id=phnN1eu5AX>.
- Köhler, J., Klein, L., and Noé, F. Equivariant flows: sampling configurations for multi-body systems with symmetric energies. *arXiv preprint arXiv:1910.00753*, 2019.
- Kondor, R. and Trivedi, S. On the generalization of equivariance and convolution in neural networks to the action of compact groups. In *International Conference on Machine Learning*, pp. 2747–2755. PMLR, 2018.
- Kondor, R., Son, H. T., Pan, H., Anderson, B., and Trivedi, S. Covariant compositional networks for learning graphs. *arXiv preprint arXiv:1801.02144*, 2018.
- LeCun, Y., Boser, B., Denker, J. S., Henderson, D., Howard, R. E., Hubbard, W., and Jackel, L. D. Backpropagation applied to handwritten zip code recognition. *Neural computation*, 1(4):541–551, 1989.
- Li, Z., Kovachki, N., Azizzadenesheli, K., Liu, B., Bhattacharya, K., Stuart, A., and Anandkumar, A. Fourier neural operator for parametric partial differential equations. In *International Conference on Learning Representations*, 2021.
- Mao, C., Zhang, L., Joshi, A., Yang, J., Wang, H., and Vondrick, C. Robust perception through equivariance. In *International Conference on Machine Learning*, 2023.
- Mondal, A. K., Panigrahi, S. S., Kaba, S.-O., Rajeswar, S., and Ravanbakhsh, S. Equivariant adaptation of large pretrained models. In *Thirty-seventh Conference on Neural Information Processing Systems*, 2023.
- Puny, O., Atzmon, M., Smith, E. J., Misra, I., Grover, A., Ben-Hamu, H., and Lipman, Y. Frame averaging for invariant and equivariant network design. In *International Conference on Learning Representations*, 2021.

- Ravanbakhsh, S., Schneider, J., and Poczos, B. Equivariance through parameter-sharing. In *International Conference on Machine Learning*, pp. 2892–2901. PMLR, 2017.
- Satorras, V. G., Hoogeboom, E., and Welling, M. E (n) equivariant graph neural networks. In *International Conference on Machine Learning*, pp. 9323–9332. PMLR, 2021.
- Thomas, N., Smidt, T., Kearnes, S., Yang, L., Li, L., Kohlhoff, K., and Riley, P. Tensor field networks: Rotation-and translation-equivariant neural networks for 3d point clouds. *arXiv preprint arXiv:1802.08219*, 2018.
- Van der Pol, E., Worrall, D., van Hoof, H., Oliehoek, F., and Welling, M. Mdp homomorphic networks: Group symmetries in reinforcement learning. *Advances in Neural Information Processing Systems*, 33:4199–4210, 2020.
- Villar, S., Hogg, D. W., Storey-Fisher, K., Yao, W., and Blum-Smith, B. Scalars are universal: Equivariant machine learning, structured like classical physics. *Advances in Neural Information Processing Systems*, 34:28848–28863, 2021.
- Weiler, M. and Cesa, G. General E (2)-equivariant steerable cnns. *Advances in neural information processing systems*, 32, 2019.
- Weyl, H. *The classical groups: their invariants and representations*, volume 45. Princeton university press, 1946.
- Worrall, D. E., Garbin, S. J., Turmukhambetov, D., and Brostow, G. J. Harmonic networks: Deep translation and rotation equivariance. In *Proceedings of the IEEE conference on computer vision and pattern recognition*, pp. 5028–5037, 2017.
- Yarotsky, D. Universal approximations of invariant maps by neural networks. *Constructive Approximation*, 55(1): 407–474, 2022.
- Zaheer, M., Kottur, S., Ravanbakhsh, S., Poczos, B., Salakhutdinov, R. R., and Smola, A. J. Deep sets. *Advances in neural information processing systems*, 30, 2017.



Figure 3. (a) and (b) show layers from vector neurons (Deng et al., 2021) and equitune (Basu et al., 2023b), which are special cases of GRepsNet.

A Additional Definitions

A **group** is a set G along with a binary operator ‘ \cdot ’, such that the axioms of a group are satisfied: a) closure: $g_1 \cdot g_2 \in G$ for all $g_1, g_2 \in G$, b) associativity: $(g_1 \cdot g_2) \cdot g_3 = g_1 \cdot (g_2 \cdot g_3)$ for all $g_1, g_2, g_3 \in G$, c) identity: there exists $e \in G$ such that $e \cdot g = g \cdot e = g$ for any $g \in G$, d) inverse: for every $g \in G$ there exists $g^{-1} \in G$ such that $g \cdot g^{-1} = g^{-1} \cdot g = e$.

For a given set \mathcal{X} , a **group action** of a group G on \mathcal{X} is defined via a map $\alpha : G \times \mathcal{X} \mapsto \mathcal{X}$ such that $\alpha(e, x) = x$ for all $x \in \mathcal{X}$, and $\alpha(g_1, \alpha(g_2, x)) = \alpha(g_1 \cdot g_2, x)$ for all $g_1, g_2 \in G$ and $x \in \mathcal{X}$, where e is the identity element of G . When clear from context, we write $\alpha(g, x)$ simply as gx .

Given a function $f : \mathcal{X} \mapsto \mathcal{Y}$, we call the function f to be **G -equivariant** if $f(gx) = gf(x)$ for all $g \in G$ and $x \in \mathcal{X}$.

B Additional Details on Related Works

B.1 EMLPs and Universal Scalars

EMLPs Given the input and output types for some matrix group, the corresponding tensor representations can be derived from the given base group representation ρ . Using these tensor representations, one can solve for the space of linear equivariant functions directly from the obtained equivariant constraints corresponding to the tensor representations. (Finzi et al., 2021) propose an elegant solution to solve these constraints by computing the basis of the linear equivariant space and construct an equivariant MLP (EMLP) from the computed basis. Our work is closest to this work as we use the same data representations as (Finzi et al., 2021), but we propose a much simpler architecture for equivariance to arbitrary matrix groups. Because of the simplicity of our approach, we are able to use it for several larger datasets, which is in contrast to (Finzi et al., 2021), where the experiments are mostly restricted to synthetic experiments. Moreover, using these bases are in general known to be computationally expensive (Fuchs et al., 2020).

Universal scalars (Villar et al., 2021) propose a method to circumvent the need to explicitly use these equivariant bases. The First Fundamental Theorem of Invariant Theory for the Euclidean group $O(d)$ states that “a function of vector inputs returns an invariant scalar if and only if it can be written as a function only of the invariant scalar products of the input vectors” (Weyl, 1946). Taking inspiration from this theorem and a related theorem for equivariant vector functions, (Villar et al., 2021) characterize the equivariant functions for various Euclidean and Non-Euclidean groups. They further motivate the construction of neural networks taking the invariant scalar products of given tensor data as inputs. However, the number of invariant scalars for N tensors in a data point grows as N^2 , hence, making it an impractical method for most real life machine learning datasets. Hence, their experiments are also mostly restricted to synthetic datasets like in EMLP.

Moreover, Villar et al. (2021, §. 5) shows that even though the number of resulting scalars grows proportional to N^2 , when the data is of dimension d , approximately $N \times (d + 1)$ number of these scalars is sufficient to construct the invariant function. But, it might not be trivial to find this subset of scalar for real life datasets such as images. Hence, we propose to use deeper networks with equivariant features that directly take the N tensors as input, instead of N^2 scalar inputs, which also circumvent the need to use equivariant bases. Additional related works and comparisons are in §. 2.

B.2 Special Cases and Related Designs

Here, we look at existing group equivariant architectures popular for their simplicity that are special cases or closely related to our general design.

Vector neurons Popular for its lightweight $SO(3)$ -equivariant applications such as point cloud, the vector neurons (Deng et al., 2021) serve as a classic example of special cases of our design as illustrated in Fig. 3a. Their T_1 -layer simply consists of a linear combination T_1 inputs without bias terms, same as ours. The T_0 -layer first converts the T_1 tensors into T_0 tensors by taking inner products. Then, pointwise non-linearities are applied to the T_0 tensor and then mixed with the T_1 tensors, by multiplying them with T_1 tensors and further linearly mixing the T_1 tensors.

Harmonic networks Harmonic networks or H-nets (Worrall et al., 2017) employ a similar architecture to ours and vector neurons, but specialized for the $SO(2)$ group. They also take as input T_1 inputs, then obtain the T_0 scalars by computing the Euclidean norms of the inputs. All non-linearities are applied only to the scalars. The T_1 tensors are processed using linear circular cross-correlations that preserve equivariance. Further, higher order tensors are obtained by chained-cross correlations.

The use of cross-correlations is very different from our design, but it is designed in a similar spirit of building tensors of various orders and construct simple, yet expressive equivariant features.

Equitune Finally, recent works on frame-averaging such as equitune and related symmetrization techniques (Basu et al., 2023a; Kim et al., 2023; Kaba et al., 2023; Mondal et al., 2023) construct equivariant architecture by performing some sort of averaging over groups. This can be seen as using a regular T_1 representation as the input and output type as illustrated in Fig. 3b. These works have mainly focused on exploring the potential of equivariance in pretrained models. In this work, we further explore the capabilities of regular T_1 representations and find their surprising benefits in equivariant tasks. Moreover, this also inspires us to explore beyond regular T_1 representations, e.g., we find T_2 representations can yield better results than T_1 representations when used in the final layers of a model for image classification.

C Proof of Equivariance

Here we provide the proof of equivariance of a G-RepsNet layer to matrix groups. Further, since stacking equivariant layers preserve the equivariance of the resulting model, the equivariance of the G-RepsNet model follows directly. The argument is similar to the proof of equivariance of vector neurons to the $SO(3)$ group.

First, consider regular representation. Note from §. 4 that the group dimension is treated like a batch dimension in regular representations for discrete groups. Thus, any permutation in the input naturally appears in the output, hence, producing equivariant output.

Now we consider non-regular representations. Assuming that the input to a G-RepsNet layer consists of tensors of types T_0, T_1, \dots, T_n , we first note that the output of the T_0 -layer in Fig. 1 is invariant, following which we find that the T_i -layer outputs equivariant T_i tensors.

The output of the T_0 -layer is clearly invariant since all the inputs to the network are of type T_0 , which are already invariant.

Now, we focus on a T_i -layer. Recall from §. 4 that a T_i layer consists only of linear networks without any bias terms or pointwise non-linearities. Suppose the linear network is given by a stack of linear matrices. We show that any such linear combination performed by a matrix preserves equivariance, hence, stacking these matrices would still preserve equivariance of the output. Let the input tensor of type T_i be $X \in \mathbb{R}^{c \times k}$, i.e., we have c tensors of type T_i and size of the representation of each tensor equals to k . Consider a matrix $W \in \mathbb{R}^{c' \times c}$, which multiplied with X gives $Y = W \times X \in \mathbb{R}^{c' \times k}$, where Y is a linear combination of the c input tensors each of type T_i . Let the group transformation on the tensor T_i be given by $G \in \mathbb{R}^{k \times k}$. Then the group transformed input is given by $X' = X \times G \in \mathbb{R}^{c \times k}$. The output of X' through the T_i -layer is given by $Y' = W \times X' \times G \in \mathbb{R}^{c' \times k} = (W \times X) \times G = Y \times G$, where the second last equality follows from the associativity property of matrix multiplication. Thus, each T_i -layer is equivariant.

D On the Universality of the G-RepsNet Architecture

Proof to Thm. 1. Let the tensors of type i at layer l be written as H_i^l . Given input $(X_1, X_2, \dots, X_n) \in \mathbb{R}^d$ of type T_1 , we construct a G-RepsNet architecture that can approximate h by taking help from the approximation properties of a multi-layered perceptron (Hornik et al., 1989).

Let the first layer consist only of T_1 -layers, i.e., linear layers without any bias terms such that the obtained hidden layer H_1^1 is of dimension $\mathbb{R}^{d \times (n^2+n)}$ and consists of the T_1 tensors $X_i + X_j$ for all $i, j \in \{1, \dots, n\}$ and X_i for all $i \in \{1, \dots, n\}$. This can be obtained by a simple linear combination. Now, construct the second layer by first taking the norm of all the T_1 tensors, which gives $\|X_i\| + \|X_j\| + 2 \times \langle X_i, X_j \rangle$ for all $i, j \in \{1, \dots, n\}$ and $\|X_i\|$ for all $i \in \{1, \dots, n\}$. Then, using a simple linear combination of the converted T_0 tensors give $\langle X_i, X_j \rangle$ for all $i, j \in \{1, \dots, n\}$. Finally, passing $\langle X_i, X_j \rangle$ for all $i, j \in \{1, \dots, n\}$ through an MLP gives H_0^2 . Now, from the universal approximation capability of MLPs, it can approximate f from equation 3. Thus, we obtain the function h from Lem. 1. □

Now, recall from (Villar et al., 2021), a statement similar to Lem. 1, but for vector functions.

Lemma 2 ((Villar et al., 2021)). *A function of vector inputs returns an equivariant vector if and only if it can be written as a linear combination of invariant scalar functions times the input vectors. That is, given input vectors (X_1, X_2, \dots, X_n) , $X_i \in \mathbb{R}^d$, any equivariant vector function $h : \mathbb{R}^{d \times n} \mapsto \mathbb{R}^d$ can be written as*

$$h(X_1, X_2, \dots, X_n) = \sum_{t=1}^n f_t(\langle X_i, X_j \rangle_{i,j=1}^n) X_t, \quad (3)$$

where $\langle X_i, X_j \rangle$ denotes the inner product between X_i and X_j , and f_t s are some arbitrary functions.

Proof to Thm. 2. The proof closely follows the proof for Thm. 1. Let the tensors of type i at layer l be written as H_l^i . Given input $(X_1, X_2, \dots, X_n) \in \mathbb{R}^d$ of type T_1 , we construct a G-RepsNet architecture that can approximate h by taking help from the approximation properties of a multi-layered perceptron (Hornik et al., 1989).

Let the first layer consist only of T_1 -layers, i.e., linear layers without any bias terms such that the obtained hidden layer H_1^1 is of dimension $\mathbb{R}^{d \times (n^2+n)}$ and consists of the T_1 tensors $X_i + X_j$ for all $i, j \in \{1, \dots, n\}$ and X_i for all $i \in \{1, \dots, n\}$. This can be obtained by a simple linear combination.

Let the second layer consist of both a T_0 layer and a T_1 layer. Let the T_0 layer output, H_0^1 , be $\langle X_i, X_j \rangle$ for all $i, j \in \{1, \dots, n\}$ and $\|X_i\|$ for $i \in \{1, \dots, n\}$ in a similar way as done in the proof for Thm. 1. And let the T_1 layer output, H_1^1 , be X_i for $i \in \{1, \dots, n\}$.

Again, let the third layer also consist of a T_0 layer and a T_1 layer. Let the T_0 layer consist of MLPs approximating the output $\|X_t\| \times f_t(\langle X_i, X_j \rangle_{i,j=1}^n)$ for $t \in \{1, \dots, n\}$. Denote $\|X_t\| \times f_t(\langle X_i, X_j \rangle_{i,j=1}^n)$ as $H_0^{3,t}$. Then, let the T_1 layer consist of first mixing the scalars $H_0^{3,t}$ with X_t as described in Sec. 4 as

$$H_1^{3,t} = X_t \times \frac{H_0^{3,t}}{\|X_t\|},$$

where $H_1^{3,t}$ for $t \in \{1, \dots, n\}$ represent the output of the T_1 layer of the third layer. Note that from the universal approximation properties of MLPs (Hornik et al., 1989), we get that $H_0^{3,t}$ approximates $X_t \times f_t(\langle X_i, X_j \rangle_{i,j=1}^n)$. Finally, the fourth layer consists of a single T_1 layer that sums the vectors $H_1^{3,t}$ for $t \in \{1, \dots, n\}$, which combined with Lem. 2 concludes the proof. □

Thus, we find that a simple architecture can universally approximate invariant scalar and equivariant vector functions for the $O(d)$ or $O(1, d)$ groups. This is reminiscent of the universality property of a single-layered MLP. However, in practice, deep neural networks are known to have better representational capabilities than a single-layered MLP. In a similar way, in practice, we design deep equivariant networks using the G-RepsNet architecture that provides good performance on a wide range of domains.

E Additional Model Design Details

Here we provide additional experimental details for the experiments and results provided in §. 5.

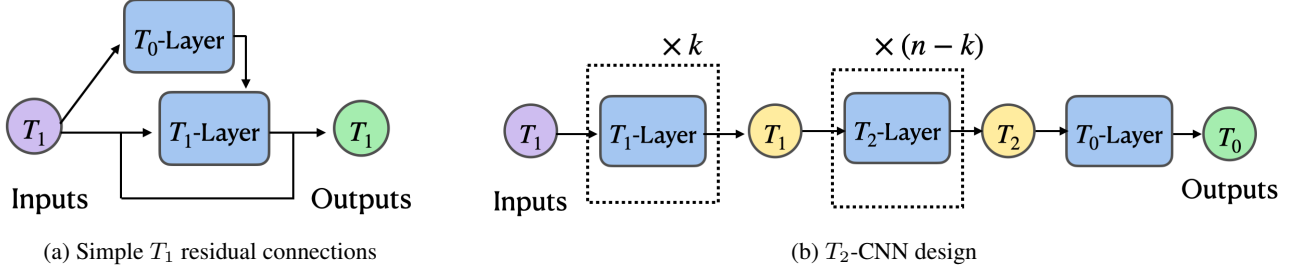


Figure 4. (a) shows a simple way to add residual connections in GRepsNet. (b) shows the architecture used for T_2 CNNs and equituning, where the first k layers are made of T_1 -layers to extract features, then the extracted features are converted in T_2 tensors, which are then processed by T_2 -layers. Finally T_0 tensors, i.e., scalars are obtained as the final output.

E.1 Additional Design Details for Comparison with EMLPs

As mentioned in §. 5.1, we consider the three synthetic experiments from (Finzi et al., 2021): $O(5)$ -invariant regression task, $O(3)$ -equivariant regression task, and $O(1, 3)$ -invariant task. Detailed descriptions of the network designs made for these experiments are described below.

$O(5)$ -invariant model: The input consists of two tensors of T_1 type that are passed through the first layer consisting of T_0 -layers and T_1 -layers similar to vector neurons shown in Fig. 3a, but our design differs from vector neurons in that we use simple Euclidean norm to compute the T_0 converted tensors instead of dot product used by vector neurons. All T_i layers are made of MLPs. The number of output tensors is equal to the channel size, and the channel sizes used for our experiments in discussed in §. 5.1. This is followed by three similar layers consisting of T_0 -layers and T_1 -layers, all of which take as input T_1 tensors, and output tensors of the same type. Additionally, these layers use residual connections as shown in Fig. 4a. Finally, the T_1 tensors are converted to T_0 tensors by taking their norms, which are passed through a final T_0 -layer that gives the output.

More precisely, in our experiments, we consider a model with 5 learnable linear layers with no bias terms, where the dimensions of the layers are $(2 \times 100, 100 \times 100, 100 \times 100, 100 \times 100, 100 \times 1)$. The input of type $2T_1$ is of dimension (2×5) . The input is first passed through the first layer of dimension 2×100 to obtain a hidden layer output of type $100T_1$. Then, this output is also converted to type $100T_0$ by simply taking the norm. Thus, we have a tensor of type $100T_0 + 100T_1$. Finally, we convert this tensor of type $100(T_0 + T_1)$ to $100T_1$ by simply multiplying the $100T_0$ scalars with the $100T_1$ vectors. This is basically a simplified version of the tensor mixing process described in §. 4.3. This gives a tensor of type $100T_1$, which is the input for the next layer. We repeat the same process of converting to T_0 and back to T_1 for the next two layers. For the final two layers, we convert all the tensors to scalars of type $100T_0$ and process through the last two layers and use ReLU activation function in between.

$O(3)$ -equivariant model: The input consists of 5 tensors each of type $T_0 + T_1$. The first layer of our model converts them into tensors of type $T_0 + T_1 + T_2$. A detailed description of the first layer follows.

Let the input and output of the first layer be X_{T_0}, X_{T_1} and $H_{T_0}, H_{T_1}, H_{T_2}$, respectively. Here, X_{T_i} denotes tensors of type T_i and similarly for H_{T_i} . To compute H_{T_0} , we first convert X_{T_1} to type T_0 by taking its norm and concatenate it to X_{T_0} . Let us assign this concatenated value to H_{T_0} . Then, the final value of H_{T_0} is obtained by passing H_{T_0} through two linear layers with a ReLU activation in between.

To compute H_{T_1} , we simply perform $W_2(H_{T_0} * W_1(X_{T_1}) / \|W_1(X_{T_1})\|)$ as the tensor mixing process from §. 4.3, where W_1, W_2 are single linear layers with no bias terms. To compute H_{T_2} , we first convert X_{T_0} to type T_2 by multiplying it with an identity matrix of dimension of X_{T_2} . Let us call this $H_{T_{20}}$. Then, we convert X_{T_1} to type T_2 by taking the outer product with itself. Let us call this $H_{T_{21}}$. We concatenate $H_{T_{20}}, H_{T_{21}}$, and X_{T_2} , and call this H_{T_2} . Then, we update H_{T_2} as follows. We simply perform $W_2(H_{T_0} * W_1(H_{T_2}) / \|W_1(H_{T_2})\|)$ as the tensor mixing process from §. 4.3, where W_1, W_2 are single-layered linear layers with no bias terms. The number of tensors obtained is equal to the channel size used for the experiments discussed in §. 5.1.

It is followed by two layers of input and output types $T_0 + T_1 + T_2$. A detailed description of the next layers follows. Let the input and output of the first layer be $X_{T_0}, X_{T_1}, X_{T_2}$ and $H_{T_0}, H_{T_1}, H_{T_2}$, respectively. Here, X_{T_i} denotes tensors of type T_i and similarly for H_{T_i} . To compute H_{T_0} , we first convert X_{T_1} and X_{T_2} to type T_0 by taking its norm and concatenate it to

X_{T_0} . Let us assign this concatenated value to H_{T_0} . Then, the final value of H_{T_0} is obtained by passing H_{T_0} through two linear layers with a ReLU activation in between.

The rest of the computations for obtaining H_{T_1} and H_{T_2} are identical to the first layer, which is described below for completeness. To compute H_{T_1} , we simply perform $W_2(H_{T_0} * W_1(X_{T_1})/\|W_1(X_{T_1})\|)$ as the mixing process from §. 4.3, where W_1, W_2 are single linear layers with no bias terms.

To compute H_{T_2} , we first convert X_{T_0} to type T_2 by multiplying it with an identity matrix of dimension of X_{T_2} . Let us call this $H_{T_{20}}$. Then, we convert X_{T_1} to type T_2 by taking the outer product with itself. Let us call this $H_{T_{21}}$. We concatenate $H_{T_{20}}, H_{T_{21}}$, and X_{T_2} , and call this H_{T_2} . Then, we update H_{T_2} as follows. We simply perform $W_2(H_{T_0} * W_1(H_{T_2})/\|W_1(H_{T_2})\|)$ as the tensor mixing process from §. 4.3, where W_1, W_2 are single-layered linear layers with no bias terms.

These layers also use residual connections similar to the ones shown in Fig. 4a. Then, the T_2 tensors of the obtained output are passed through another T_2 layer, which gives the final output.

$O(1, 3)$ -invariant model This design is identical to the design of the $O(5)$ -invariant network above except for a few changes: a) the invariant tensors is obtained using Minkowski norm instead of the Euclidean norm, b) the number of channels are decided by the number of channels chosen for this specific experiment in §. 5.1.

F Additional Experimental Details

F.1 Comparison with EMLPs

Here we provide the learning rate and model sizes used for the experiments on comparison with EMLPs in §. 5.1.

In the $O(5)$ -invariant regression task, for MLPs and EMLPs, we use a learning rate of 3×10^{-3} and channel size 384. Whereas for G-RepsNets, we use a learning rate of 10^{-3} and channel size 100.

For the $O(3)$ -equivariant task, we use learning rate 10^{-3} and channel size 384 for all the models.

For the $O(1, 3)$ -invariant regression task, we use a learning rate of 3×10^{-3} for all the models. Further, we use a channel size of 384 for MLPs and EMLPs, whereas for G-RepsNets, a channel size of 100 was chosen as it gives better result.

F.2 Second-Order Image Classification

Training CNNs from scratch: The CNN used for training from scratch consists of 3 convolutional layers each with kernel size 5, and output channel sizes 6, 16, and 120, respectively. Following the convolutional layers are 5 fully connected layers, each consisting of features of dimension 120. For training from scratch, we train each model for 10 epochs, using stochastic gradient descent with learning rate 10^{-3} , momentum 0.9. Further, we also use a stepLR learning rate scheduler with γ 0.1, step size 7, which reduces the learning rate by a factor of γ after every step size number of epochs. The T_2 layers are computed by simply taking an outer product of the T_1 features at the desired layer where T_2 representation is introduced, following which, we simply use the same architecture as for T_1 representation. It is easy to verify the equivariance is maintained for both T_1 and T_2 for regular representations.

Comparison to GCNNs and $E(2)$ -CNNs when trained from scratch: For each of the models, we use 3 convolutional layers (either naive convolutions or group convolutions) followed by 5 fully connected layers. For all variants of G-RepsCNNs, the convolutional layers consist of kernel sizes 5, channel sizes 6, 16, and 120. The linear layers are all of dimension 120×120 with ReLU activations in between and residual connections. All G-RepsCNNs consist of 153k parameters. For the GCNNs, we reduce the channel sizes to 3, 10, 100, and the linear layers to be of dimension 100×100 to adjust the number of parameters, which amounts to 175k. For $E(2)$ -CNNs, we keep the channel sizes the same as G-RepsCNNs since we found the performance drop when reducing channel sizes. Thus, the resulting models for C8- $E(2)$ CNNs and C16- $E(2)$ CNNs have 280k and 458k params, respectively. The hyperparameters are kept the same as for training the CNNs from scratch.

Second-Order Finetuning: For finetuning the pretrained Resnet18, we use 5 epochs, using stochastic gradient descent with learning rate 10^{-3} , momentum 0.9. For equivariant finetuning with T_2 representations, we first extract T_1 featured from the pretrained model same as done for equituning (Basu et al., 2023b), following which we convert it to T_2 representations using a simple outer product. Once the desired features are obtained, we pass it through two fully connected layers with a

Table 6. EMLP is computationally extremely expensive compared to MLPs and GRepsNet. Train time per epoch (in seconds) for models with the same channel size of 384 for datasets of size 1000. GRepsNets provide the same equivariance as EMLPs but at a much affordable compute cost that is comparable to MLPs. Thus, EMLPs, despite their excellent performance on equivariant tasks, is not scalable to larger datasets of practical importance.

Model \ Task	$O(5)$ -invariant	$O(3)$ -equivariant	$SO(1, 3)$ -invariant
MLP	0.0083	0.0087	0.008
GRepsNet	0.013	0.084	0.049
EMLP	3.00	3.19	2.86

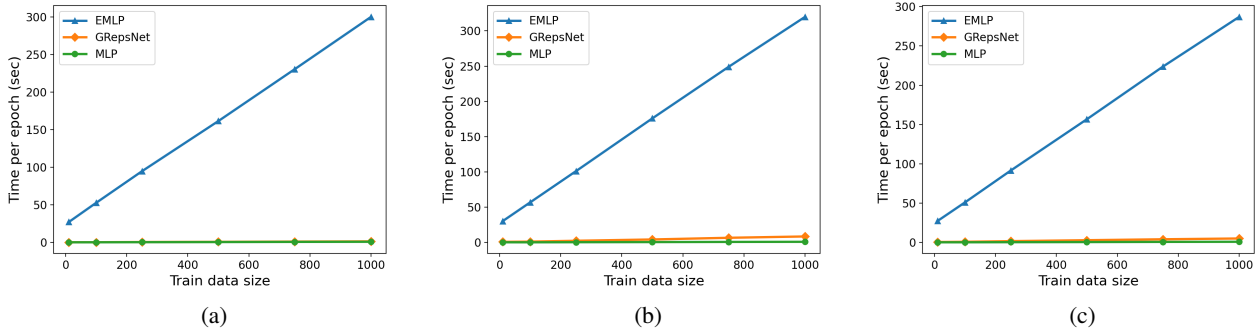


Figure 5. Times per epoch (in seconds) for different MLPs, GRepsNets, and EMLPs for varying dataset sizes. Note that MLPs and GRepsNets have comparable time per epoch, whereas EMLPs take huge amount of time. Hence, EMLPs, despite its excellent performance on equivariant tasks, is not scalable to larger datasets of practical importance.

ReLU activation function in between to obtain the final classification output.

G Additional Results

G.1 Comparison of training time with EMLP

Fig. 5 compares the training times takes by EMLPs, G-RepsNets, and MLPs per epoch for varying dataset sizes on the three datasets considered in §. 5.1. Results show that increasing the size of the train data significantly increases the training time for EMLPs, whereas for MLPs and GRespNets, the increase in training time, although linear, is negligible. It shows that G-RepsNet are more suitable for equivariant tasks for larger datasets.

G.2 Comparison of time for forward passes in GNN models

We present the results of forward pass times for various equivariant and non-equivariant graph neural network models in Tab. 7 taken directly from (Satorras et al., 2021). It shows that networks constructed from equivariant bases such as tensor field networks (TFNs) and SE(3)-equivariant transformers can be significantly slower than non-equivariant graph neural

Table 7. We know from previous results that EGNN is much faster than other equivariant networks such as SE (3) Transformers and outperforms them in test loss performance. The results for SEGNN are taken from (Brandstetter et al., 2022), rest are taken from (Satorras et al., 2021).

Model	Test Loss	Forward Time
Linear	0.0819	0.0001
SE (3) Transformer (Fuchs et al., 2020)	0.0244	0.1346
Tensor Field Network (Thomas et al., 2018)	0.0155	0.0343
Graph Neural Network (Gilmer et al., 2017)	0.0107	0.0032
Radial Field Network (Köhler et al., 2019)	0.0104	0.0039
EGNN (Satorras et al., 2021)	0.0071	0.0062
SEGNN (Brandstetter et al., 2022)	0.0043	0.0260

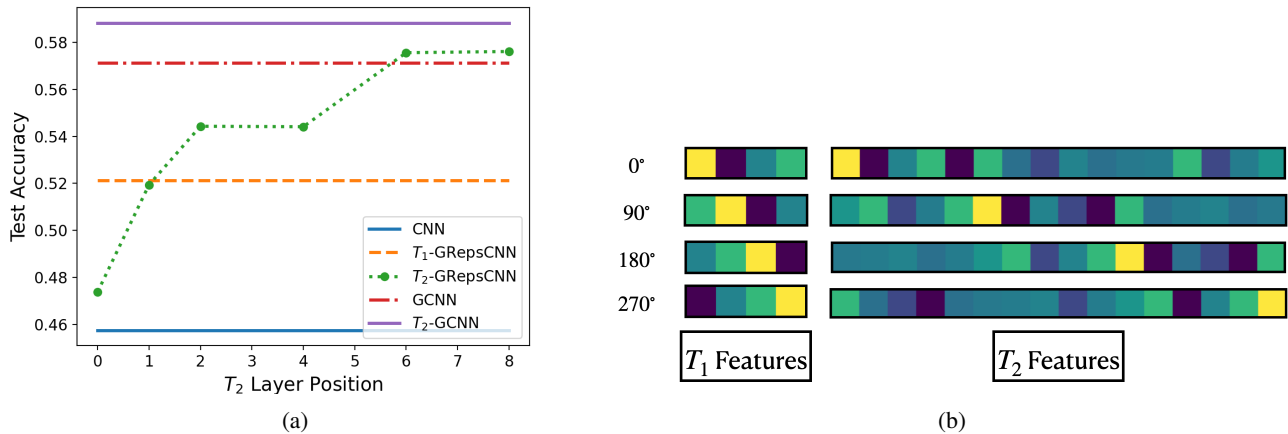


Figure 6. In (a), we analyze the performance of a rot90-equivariant CNN with 3 convolutional layers and 5 fully connected layers on rot90-CIFAR10. Here, T_2 representations are introduced in layer $i \in [1, \dots, 8]$. We find that using T_2 representations in the final layers of the CNN easily outperforms non-equivariant CNNs as well as traditional equivariant representations with T_1 representations. (b) shows the T_1 and T_2 features obtained from one channel of a pretrained Resnet corresponding to T_1 -equitune and T_2 -equitune, respectively.

networks.

G.3 Additional results on second-order image classification

Tab. 8 shows that T_2 -G-RepsCNN outperforms T_1 - $E(2)$ -CNN and that T_2 - $E(2)$ -CNN outperforms all the other models. Thus showing the importance of the use of higher-order tensors.

G.4 Additional results on solving PDEs using FNOs

Tab. 9 shows that G-RepsFNOs are much more computationally efficient than G-FNOs, while performing competitively to them.

Table 8. T_2 - $E(2)$ CNN outperforms the traditional $E(2)$ CNN. T_2 -G-Reps $E(2)$ -CNN outperforms the traditional $E(2)$ CNN. T_2 -GRepsCNN also perform competitively, showing the importance of the use of higher order tensors. Table shows mean (std) of classification accuracies on Rot-CIFAR10 dataset (CIFAR10 with random rotations in $(-180^\circ, +180^\circ]$) for various GRepsCNNs and $E(2)$ -CNNs with different group equivariences, and tensor orders. All models are trained for 10 epochs and results are over 3 fixed seeds.

Model	Equivariance	Tensor Orders	Test Acc.
CNN	–	–	43.2 (0.2)
T_1 -GRepsCNN	C8	(T_1)	48.1 (1.2)
T_2 -GRepsCNN	C8	(T_1, T_2)	53.1 (0.7)
$E(2)$ -CNN	C8	(T_1)	51.7 (1.8)
T_2 -G-Reps $E(2)$ -CNN	C8	(T_1, T_2)	54.3 (1.2)
T_1 -GRepsCNN	C16	(T_1)	48.4 (1.4)
T_2 -GRepsCNN	C16	(T_1, T_2)	53.6 (0.7)
$E(2)$ -CNN	C16	(T_1)	50.6 (1.6)
T_2 -G-Reps $E(2)$ -CNN	C16	(T_1, T_2)	53.7 (1.2)

Table 9. GRpesFNOs are much cheaper than G-FNOs while giving competitive performance. Table shows mean forward time (in seconds) per epoch over 5 epochs for FNO, GRepsFNO, and G-FNO models on Navier-Stokes and Navier-Stokes-Symmetric datasets as described in Sec. 5.4.

Dataset \ Model	FNO	G-RepsFNO	G-FNO
Navier-Stokes	49.8	53.9	109.9
Navier-Stokes-Symmetric	19.2	20.8	43.8