
LARGE LANGUAGE MULTIMODAL MODELS FOR 5-YEAR CHRONIC DISEASE COHORT PREDICTION USING EHR DATA

Jun-En Ding^{1,*}, Phan Nguyen Minh Thao^{2,*}, Wen-Chih Peng², Jian-Zhe Wang², Chun-Cheng Chug², Min-Chen Hsieh², Yun-Chien Tseng², Ling Chen³, Dongsheng Luo⁴, Chenwei Wu⁷, Chi-Te Wang⁵, Pei-fu Chen⁵, Feng Liu¹, and Fang-Ming Hung^{6,†}

¹School of Systems and Enterprises, Stevens Institute of Technology, Hoboken, USA

²Department of Computer Science, National Yang Ming Chiao Tung University, Hsinchu City, Taiwan

³Institute of Hospital and Health Care Administration, National Yang Ming Chiao Tung University, Taipei City, Taiwan

⁴School of Computing and Information Science, Florida International University, USA

⁵Center of Artificial Intelligence, Far Eastern Memorial Hospital, New Taipei City, Taiwan

⁶Surgical Trauma Intensive Care Unit, Far Eastern Memorial Hospital, New Taipei City, Taiwan

⁷Electrical Engineering and Computer Science, University of Michigan, MI, USA

*These authors contributed equally to this work

†Corresponding author

ABSTRACT

Chronic diseases such as diabetes are the leading causes of morbidity and mortality worldwide. Numerous research studies have been attempted with various deep learning models in diagnosis. However, most previous studies had certain limitations, including using publicly available datasets (e.g. MIMIC), and imbalanced data. In this study, we collected five-year electronic health records (EHRs) from the Taiwan hospital database, including 1,420,596 clinical notes, 387,392 laboratory test results, and more than 1,505 laboratory test items, focusing on research pre-training large language models. We proposed a novel Large Language Multimodal Models (LLMMs) framework incorporating multimodal data from clinical notes and laboratory test results for the prediction of chronic disease risk. Our method combined a text embedding encoder and multi-head attention layer to learn laboratory test values, utilizing a deep neural network (DNN) module to merge blood features with chronic disease semantics into a latent space. In our experiments, we observe that clinicalBERT and BiomedBERT, when combined with attention fusion, can achieve an accuracy of 73% in multiclass chronic diseases and diabetes prediction. By transforming laboratory test values into textual descriptions and employing the Flan T-5 model, we achieved a 76% Area Under the ROC Curve (AUROC), demonstrating the effectiveness of leveraging numerical text data for training and inference in language models. This approach significantly improves the accuracy of early-stage diabetes prediction.

Keywords Electronic Health Records · Large Language Models · Multimodal · Diabetes · Chronic Diseases · Laboratory Test Values

1 Introduction

Chronic diseases are a major medical problem around the world. According to the WHO [1], human mortality from chronic diseases is increasing. More than 70% of the patient's income is spent on treating this disease. This is not only an individual health problem, but also an important public health issue that puts society at risk. Electronic Health Records (EHRs) collected the information needed to make these medical decisions across a variety of records, including the patient's medical history, laboratory test results, and imaging reports. As part of medical practice, all this information is incorporated into doctor's notes to document and summarize patient care.

In recent years, more and more researchers have utilized machine learning (ML) methods for the diagnosis of chronic diseases. Doctors face several challenges when using machine learning methods for diagnostic predictions, particularly when dealing with the intricacies of extracting data from EHRs data including numerical values, categories, and other formats. This will make it difficult for basic machine learning methods to handle medical terminology, complex sentence structures, ambiguity, uncertainty, contextual understanding. These challenges will necessitate significant human effort [2].

Although numerous natural language processing (NLP) models have been developed over the past few years to predict disease in clinical notes, the presence of tabular EHRs makes it difficult to rely solely on one model for text classification [3]. In recent years, Large Language Models (LLMs) have begun to be trained successfully in a large number of corpus and have shown significant effectiveness in natural language processing tasks [4]. These models undergo training in large volumes of textual data, enabling them to discern intricate statistical relationships embedded within words and phrases. Furthermore, researchers have begun to combine modality data with the LLM model [5]. This addresses the complexities of data extraction and the challenges associated with textual modeling utilizing tabular data. Examples of such applications include text classification [6, 7] and even extend into the realm of clinical prediction within the intricate landscape of the medical field [8, 9].

However, numerous medical studies in LLMs face constraints arising from the restricted availability of clinical notes corpus samples [10], such as the MIMIC or UK Biobank dataset [11], or from inherent imbalances possibly related to specific diseases [12]. This will lead to biases in the predictive capabilities and usability of LLMs in clinical settings.

In our study, we propose a novel Large Language Multi-Modals (LLMMs) framework that can simultaneously integrate five years of textual information from EHRs and patients' laboratory test values for disease risk prediction.

The key contributions of our work are as follows:

- This is the first study to collect five years' worth of EHRs data and laboratory test values with the aim of utilizing LLMs for predicting chronic diseases, especially diabetes.
- We investigate the conversion of laboratory test values into textual information for training Large Language Models (LLMs). This method offers advantages in addressing missing patient laboratory test values and in facilitating more effective contextual learning for LLMs.
- Our proposed method demonstrates superior performance compared to state-of-the-art models in predicting diabetes, particularly when applied to structured EHR data with longer sequence lengths.
- We show that fine-tuning improves the performance of the clinical prediction model without adding additional tokens to the pre-trained tokenizer of the LLMs.
- We propose a method for post hoc explanation and disease risk assessment using LLMs combined with SHAP values to visualize textual laboratory test values.

The following sections of this paper are organized as follows. We summarize the limitations of machine learning (ML) techniques and briefly present the existing works applying LLMs in the healthcare domain in Section 2. Our proposed approach is given in Section 3. Section 4 provides an overview of data collection. To demonstrate the effectiveness of our model, we conducted extensive experiments in Section 5. Finally, we summarize the findings and implications of this work in Section 6.

2 Related work

2.1 The Limitation of ML Methods

This section explores the limitations of traditional ML methods, such as Logistic Regression and SVM, when applied to large-scale EHR data. These methods struggle with inherent challenges in EHR data, including missing values, imbalanced sample sizes, and the computational demands of processing large datasets. Although XGBoost's tree-based approach offers some mitigation for these issues, a major limitation of traditional ML methods remains: their inability to effectively model and predict diseases using diverse data types, such as text, images, and tabular data.

Predictive assessments in clinical settings are crucial for estimating a patient's risk of developing diseases, their potential response to treatment, and the likely course of their condition [13]. Traditionally, models such as logistic regression [14] and random forest [15] have been used for these disease prediction tasks. However, a key limitation of these approaches is their inability to effectively model the time-dependent nature of medical events, such as the order in which diagnoses, procedures, and medications occur. Instead, they often simply focus on whether these events are present or absent as features, without considering their sequential importance.

2.2 Large Language Models (LLMs)

There have been notable emphasis on LLMs within the AI domain. These models undergo extensive training using vast datasets and have shown impressive capabilities in various NLP applications, including language generation, machine translation, and question answering [16]. Given the exponential expansion of medical literature and the growing accessibility of EHRs, LLMs are on the verge of transforming the field of medicine. LLMs have the potential to help healthcare professionals identify medical conditions [17]. Examining patient information, including medical history and test results, these models can produce diagnoses and propose additional tests [18, 19, 20]. This contributes to the reduction of diagnostic mistakes, streamlines the diagnostic procedure, and improves the overall standard of healthcare [21].

LLMs have the ability to revolutionize various aspects of medical practice, including improvements in diagnostic precision, forecasting disease progression, and aiding clinical decision making [22, 23]. Through the analysis of extensive medical datasets, LLMs can quickly acquire specialized expertise in various medical fields, including radiology, pathology, and oncology [24, 25]. These models can be refined using domain-specific medical literature, ensuring their currency and relevance. In addition, its adaptability to various languages and contexts promotes enhanced worldwide access to medical knowledge and expertise.

3 Method

3.1 Large Language Multimodal Models

The majority of LLMs can be trained on large-scale text data before being applied as downstream models. However, most EHRs contain both numerical information (e.g., age, length of hospital stay, and laboratory test values) and categorical information. In our research, we explored two pre-training approaches: (1) we experimented with a multimodal approach that incorporates a text embedding encoder with multi-head attention learning on laboratory test values; (2) We converted laboratory test values of patients with chronic diseases into text information that can be used as input to LLMs. To facilitate effective learning of numerical blood features, we employed a simple DNN during the training process of the blood representation. We then concatenated the LLMs with the embedded blood feature. As inputs to our LLMMs, we selected representative laboratory test items for chronic diseases, as detailed in the appendix A.1. This allowed us to achieve predictions that closely corresponded to clinical scenarios.

3.2 Pre-training LLMs with Large Clinical Notes

In our study, we initially developed a pre-training approach to extract text feature embedding from the EHR corpus. In Fig. 1, we conducted pre-training of extensive EHRs using LLMs to acquire text representations. Our objective is to accomplish fusion learning by integrating the acquired text embeddings with patients who have concurrent laboratory test values. We performed various tokenization and pre-training techniques on our FEMH corpus, allowing the model to comprehend a significant amount of domain-specific clinical knowledge and contextual semantics. Subsequently, we engage in discussions with expert doctors to fine-tune the model. We evaluated the model in a large clinical corpus using LLMM training, which used basic BERT [26], RoBERTa [27], ClinicalBERT [28], BiomedBERT [29], Flan-T5 [30] and SciFive[31] as extractors in order to reduce the number of model parameters and complexity during training. Furthermore, we used larger language models such as GPT-2 [32] for pre-training.

3.3 Large laboratory Test Values Encoding

To assess the risk of chronic diseases and improve our LLMM, we selected training data that included concurrent clinical notes and laboratory test samples from patients. Focusing on representative laboratory test items associated with diabetes and other chronic conditions, we establish the following definition of diabetes.

- Fasting Plasma Glucose (FPG) ≥ 126 mg/dL
- Glycated Hemoglobin (HbA1c) $\geq 6.5\%$

We then designed a DNN sub-model to extract features from the laboratory blood samples. This sub-model was integrated with the LLMMs, which fused the extracted features with the semantic information from the chronic disease corpus within a latent space.

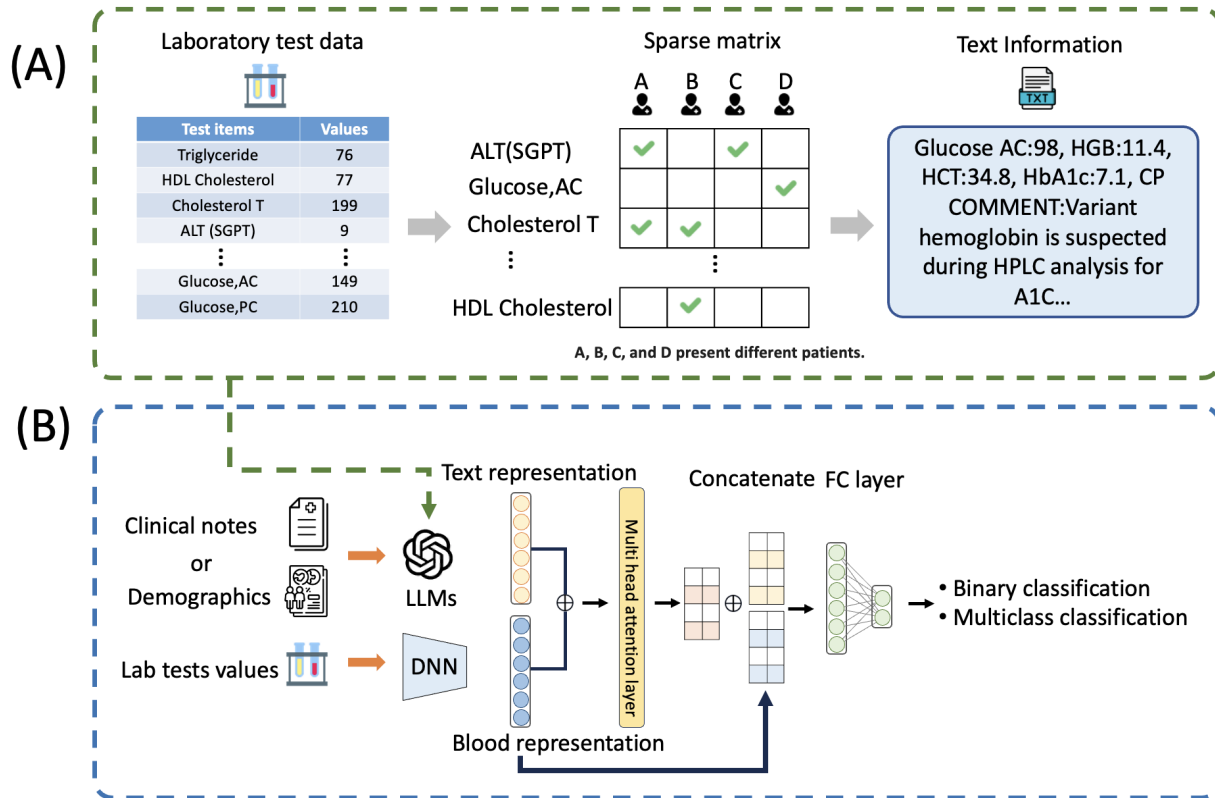


Figure 1: The overall of our proposed LLMs model framework. LLMs will fuse the embedding and attention module of the language model with the 5-year laboratory test data. Figure (A) shows the language model training after the laboratory test values are textualized. Figure (B) shows the multimodal combination of numerical and laboratory test data.

3.4 Multi-head Attention Fusion

In our overall framework, we concatenated two embeddings, which are text representation from LLM encoders and blood representation from the DNN’s outputs. Thus, we have designed a multi-head attention module to facilitate a better fusion of features from the two domains in the latent space. This allows embedding vectors of text and blood features to perform a dot-product operation through the attention mechanism. We concatenated embedding vectors as query, key, and value for the attention module to generate attention-weighted matrices. By comparing the relevance of a query and key, attention weights determine the importance of each value in answering the current query, where a higher attention weight indicates a greater significance of each value for the query’s resolution. After that, to enhance latent feature fusion, we utilized the final concatenated encoded features from multi-head attention embedding with LLMs and DNN vectors for final Multilayer Perceptron (MLP) layers. In Section 5.4, we performed an interpretable method to explain and highlight the risk text in the clinical area.

3.5 Conversion of Laboratory Test Values to Text

In most clinical settings, laboratory blood tests are routinely used to assess the risk of chronic disease. However, these tests may for the same patient may vary between measurements taken, leading to sparsity issue of laboratory values illustrated in Fig. 1. To address this challenge, we converted laboratory test values into textual information. This approach mitigates the issue of sparse data in testing items and overcomes the limitation of LLMs in predicting textual outcomes from solely numerical features. In addition, it helps address the scenario in which patients might have missing data for most of their laboratory test items.

Data	Data type	Description	Example
Corpus	Clinical note	The outpatient physician records the patient’s past records, including the patient’s medical history, patient symptoms, and physician assessment.	This is a 56-year-old male patient with underlying hypertension and gout, with ophthalmic history of left eye retinal detachment status post pars plana vitrectomy with encircling buckling in 2016. This time, he complained of right eye with floaters since 2020.10, and he came to our and retinal breaks of right eye was noted. Therefore, a focal laser was applied to him. However, the patient complained of progressive visual field defect and blurred vision of right eye in recent days. Upon examination, decreased right eye vision (0.1) was found. Fundus examination showed retinal detachment from the upper parts with breaks was observed. Pars plana vitrectomy was suggested. He received surgery on 2020.12.24. After surgery, he was admitted for further treatment.
	Textual laboratory values	The laboratory examination section comprises the text description of laboratory items and the corresponding value.	Free T4:1.42, TSH:1.450, HDL Cholesterol:57, BUN:22, Cholesterol T:146, Estimated GFR(MDRD):60, Glucose AC:148, ALT (SGPT):29, Uric Acid:6.5, Creatinine:1.22, K:4.5, Triglyceride:66, LDL Cholesterol:88
Numerical data	Blood test items	Record the biochemical data and test indicators.	

Table 1: A description of the LLMs’ training corpus and textual laboratory value.

Disease	Task	Samples define	Training size	#Diabetes	#Non-diabetes
Diabetes	Clinical notes classification	Has a history of diabetes.	212,936	52,458	160,478
	Laboratory values to text classification	Initial onset of diabetes (< 180 days)	1,750,711	7,892	1,742,879
	Text + Numerical features prediction	{Diabetes disease \cap laboratory test data}	21,683	6,844	14,839

Table 2: Summary of Diabetes Prediction Data.

4 Cohort Data Collection

Different clinical notes involve making predictions or decisions based on various sources of clinical documentation, including doctor’s notes, laboratory test results, and other medical records. Most of the NLP research in the field of EHR has utilized open datasets, such as the MIMIC series collected by the Medical Information Mart for Intensive Care (MGH). However, the majority of MIMIC data are limited by the small sample size and do not adequately represent the diversity needed for NLP clinics and training tasks. Therefore, our proposed approach used diverse real-world medical datasets from Far Eastern Memorial Hospital (FEMH) in Taiwan. Each dataset was divided into a 80% training set and a 20% testing set. Table 1 illustrates a brief overview of our input data format, detailing clinical notes, laboratory values, and textual laboratory values. The remaining group consists of numerical data that explicitly include items related to laboratory test results. We provide statistical samples of the dataset for the diabetes prediction task in Table 2.

5 Experiments

5.1 Baselines

We evaluated our model performance with ML-based models, such as XGboost [33] and DNN based on only numerical laboratory test values. Besides, LLMs with multimodal fusion used different and classic language models as the backbone to learn the embedding of the corpus, and at the same time combined the attention module to fuse the laboratory test values. We selected classical LLMs as the backbone for our LLMs, including BERT, Flan-T5-base-220M, Flan-T5-large-220M, GPT-2, SciFive, RoBERTa, BiomedBERT, and ClinicalBERT as our baseline models. Building upon this foundation, we then developed a multimodal system by incorporating an additional attention fusion module that integrates information from different modalities.

Table 3: Overall model comparison

Diabetes prediction							
Models	Text (Clinical notes)	Lab test values	Accuracy	Recall	Precision	F1-score	
Flan-T5-base-220M	✓	-	0.95	0.95	0.95	0.95	
SciFive	✓	-	0.93	0.91	0.94	0.93	
RoBERTa	✓	-	0.87	0.87	0.87	0.87	
BiomedBERT + attention	✓	✓	0.92	0.92	0.91	0.91	
RoBERTa + attention	✓	✓	0.91	0.91	0.91	0.91	
SciFive + attention	✓	✓	0.90	0.90	0.90	0.90	
ClinicalBERT + attention	✓	✓	0.90	0.90	0.90	0.90	
GPT-2 + attention	✓	✓	0.88	0.88	0.89	0.88	
BERT + attention	✓	✓	0.84	0.85	0.84	0.84	
XGBoost	-	✓	0.84	0.82	0.82	0.81	
DNN	-	✓	0.78	0.78	0.77	0.77	
Multiclass prediction							
SciFive	✓	-	0.72	0.72	0.71	0.71	
RoBERTa	✓	-	0.68	0.68	0.66	0.66	
Flan-T5-large-770M	✓	-	0.73	0.73	0.72	0.72	
ClinicalBERT + attention	✓	✓	0.73	0.73	0.73	0.73	
BiomedBERT + attention	✓	✓	0.73	0.73	0.72	0.72	
RoBERTa + attention	✓	✓	0.72	0.72	0.71	0.71	
SciFive + attention	✓	✓	0.71	0.73	0.70	0.70	
Flan-T5-base-220M + attention	✓	✓	0.71	0.71	0.70	0.70	
GPT-2 + attention	✓	✓	0.71	0.71	0.69	0.70	
Flan-T5-large-770M + attention	✓	✓	0.70	0.70	0.70	0.7	
BERT + attention	✓	✓	0.59	0.58	0.57	0.58	
XGBoost	-	✓	0.54	0.37	0.37	0.37	
DNN	-	✓	0.50	0.50	0.46	0.44	

5.2 Early Diabetes and Multiclass Chronic Disease Prediction

In this section, we explore two vital prediction tasks in healthcare and medical research through our LLMs model, focusing on multiclass chronic disease prediction and early diabetes prediction as primary multimodal applications in the clinical domain. First, we introduced early prediction of diabetes to identify people at risk of developing diabetes before the appearance of clinical symptoms. This task aimed to assess the likelihood of future diabetes onset using predictive models based on relevant clinical notes or laboratory test values, formulated as a binary classification problem. The second objective was the prediction of multiclass chronic diseases, which assesses the probability that an individual develops one of several chronic diseases or conditions. In the multiclass prediction, we classified into five categories, including diabetes with hypertension, diabetes with hyperlipidemia, hypertension alone, and other types.

We evaluate the performance of our LLMs on modality data, as shown in Table 3. In our multimodal attention fusion experiment, BiomedBERT achieved the highest performance, with an accuracy of 0.92 and an F1 score of 0.91 for diabetes prediction. Our experimental results demonstrate that incorporating an attention model into the model using both clinical notes and laboratory values leads to more accurate prediction of patients with early diabetes compared to use laboratory values only. In the classification of multiclass chronic diseases, ClinicalBERT achieved an accuracy and F1 score of 0.73. When comparing different models for chronic diseases classification, we found that models relying solely on clinical notes struggle with model explainability for early disease prediction. This contrasts with traditional methods like XGboost and DNN that use laboratory values, as well as newer methods like SciFive and RoBERTa that only use clinical notes. By validating the numerical report, we can enhance the overall model in the latent space and improve its fusion with textual text embedding. However, in our observations, we noticed that larger language models like T5-large, and GPT-2 didn’t yield superior classification results. This suggests that language models may perform better when tailored specifically for medical domain tasks.

5.3 Early Diabetes Prediction by Textual Laboratory Test Values

In the traditional perspective, disease modeling primarily relies on numerical laboratory values data. We strictly follow clinical physician guidance to filter and select patients based on laboratory blood values, identifying those who developed diabetes prior to their initial diagnosis. Subsequently, we extract laboratory blood values from this group of patients for textual encoding, facilitating more straightforward corpus encoding for our LLMs. In Fig. 2, it is evident that through the training of T5-large on textual data, the model achieved an AUC of 0.76 and an AUPRC of 0.75. Our

The Performance of diabetes prediction using textual laboratory values

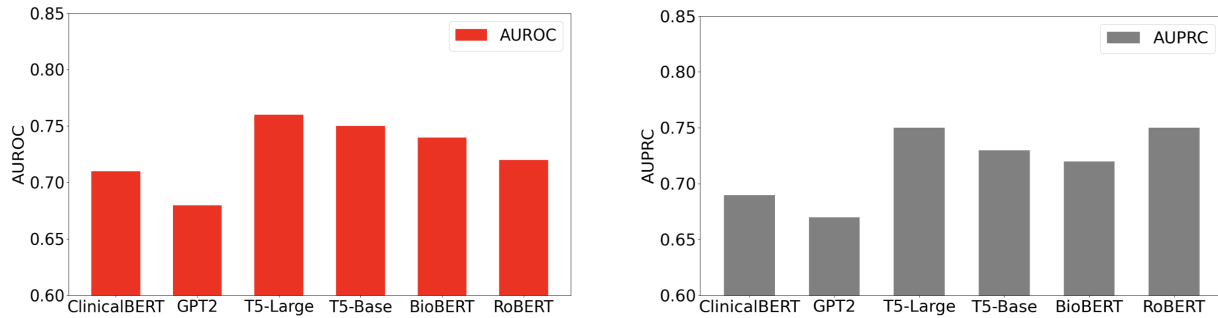
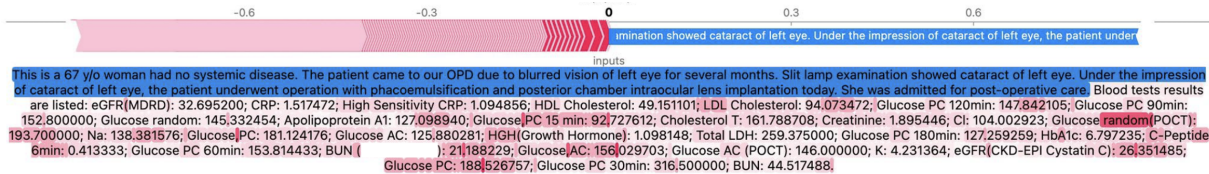
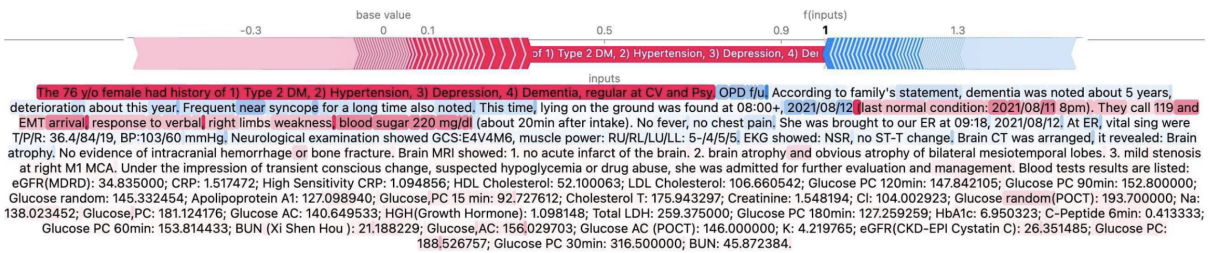


Figure 2: AUC vs. AUPRC performance of LLMs using different pre-train models at 5 years of textual laboratory blood value corpus.



(a) Visualizing SHAP values in non-diabetes cases



(b) Visualizing SHAP values in diabetes cases

Figure 3: Comparing the interpretation sample of both cases diabetics and non-diabetic with Shapley Value

experimental results indicate that solely using laboratory blood values leads to two issues: lower positive rates and the missing tests for most patients. Through textualized laboratory values, LLMs enable us to more accurately predict important interpretive laboratory test items related to newly diagnosed diabetes patients.

5.4 Interpretable Attention in Contextual Laboratory Test Values

In this section, we applied the Shapley values by calculating the attention scores LLMs and visualizing the highlighted high-risk text (laboratory test results and clinical notes) based on the attention scores. The visual representation provides a comparative analysis of two distinct sample sets used in diabetes prediction. In Fig. 3, the top figure illustrates a sample from non-diabetic individuals, analyzed using Shapley values. These values serve as a powerful tool for understanding the individual contributions of each input variable to the predictive model's output. Specifically, they reveal the complex interplay between various clinical indicators and predicted outcomes, including important markers like glucose and Glucose AC levels, which play a crucial role in diagnosing and managing diabetes. In contrast, the bottom figure employs a novel approach to model interpretation for a diabetic sample. Here, the focus shifts towards leveraging the power of NLP to extract key insights from textual clinical notes. By identifying and analyzing critical keywords within the narrative, the model sheds light on the intricate relationships between textual data and diabetic outcomes, offering a comprehensive understanding of the predictive process.

6 Conclusion

In this research, we validate the feasibility of LLMs on large-scale clinical notes and introduce an attention mechanism to better fuse clinical notes with laboratory test values. Specifically, through different pre-trained language models, we observe that clinicalBERT and BiomedBERT with attention fusion can achieve better prediction results for multiclass chronic diseases and single diabetes. At the same time, LLMs with attention modules can also provide interpretable clinical notes using Shapley values for textual laboratory test values. In the future, our proposed model can provide a real-time and effective risk warning system for clinicians and patients.

A Appendix

A.1 Details of cohort

- **Blood test items:** eGFR (MDRD), CRP, High Sensitivity CRP, HDL Cholesterol, LDL Cholesterol, Glucose PC 120min, Glucose PC 90min, Glucose random, Apolipoprotein A1, Glucose PC 15 min, Cholesterol T, Creatinine, Glucose random (POCT), Na, Glucose PC, Glucose AC, HGH (Growth Hormone), Total LDH, Glucose PC 180min, HbA1c, C-Peptide 6min, Glucose PC 60min, BUN, Glucose AC (POCT), K, eGFR (CKD-EPI Cystatin C), Glucose PC 30min, Creatinine (POCT), ALT (SGPT), AST (SGOT), Triglyceride

References

- [1] World Health Organization (WHO). The top 10 causes of death., 2020.
- [2] Aleksa Bisercic, Mladen Nikolic, Mihaela van der Schaar, Boris Delibasic, Pietro Liò, and Andrija Petrovic. Interpretable medical diagnostics with structured data extraction by large language models. *CoRR*, abs/2306.05052, 2023.
- [3] James Mullenbach, Sarah Wiegrefe, Jon Duke, Jimeng Sun, and Jacob Eisenstein. Explainable prediction of medical codes from clinical text. In Marilyn Walker, Heng Ji, and Amanda Stent, editors, *Proceedings of the 2018 Conference of the North American Chapter of the Association for Computational Linguistics: Human Language Technologies, Volume 1 (Long Papers)*, pages 1101–1111, New Orleans, Louisiana, June 2018. Association for Computational Linguistics.
- [4] Wayne Xin Zhao, Kun Zhou, Junyi Li, Tianyi Tang, Xiaolei Wang, Yupeng Hou, Yingqian Min, Beichen Zhang, Junjie Zhang, Zican Dong, Yifan Du, Chen Yang, Yushuo Chen, Z. Chen, Jinhao Jiang, Ruiyang Ren, Yifan Li, Xinyu Tang, Zikang Liu, Peiyu Liu, Jianyun Nie, and Ji rong Wen. A survey of large language models. *ArXiv*, abs/2303.18223, 2023.
- [5] Jiayang Wu, Wensheng Gan, Zefeng Chen, Shicheng Wan, and Philip S. Yu. Multimodal large language models: A survey. In *2023 IEEE International Conference on Big Data (BigData)*, pages 2247–2256, 2023.
- [6] Andrea Gasparetto, Matteo Marcuzzo, Alessandro Zangari, and Andrea Albarelli. A survey on text classification algorithms: From text to predictions. *Information (Basel)*, 13(2):83, February 2022.
- [7] Xiaofei Sun, Xiaoya Li, Jiwei Li, Fei Wu, Shangwei Guo, Tianwei Zhang, and Guoyin Wang. Text classification via large language models. In *Conference on Empirical Methods in Natural Language Processing*, pages 8990–9005, Singapore, May 2023. Association for Computational Linguistics.
- [8] Liang Zhang, Syoichi Tashiro, Masahiko Mukaino, and Shin Yamada. Use of artificial intelligence large language models as a clinical tool in rehabilitation medicine: a comparative test case. *J. Rehabil. Med.*, 55:jrm13373, September 2023.
- [9] Ethan Steinberg, Ken Jung, Jason A Fries, Conor K Corbin, Stephen R Pfohl, and Nigam H Shah. Language models are an effective representation learning technique for electronic health record data. *J. Biomed. Inform.*, 113(103637):103637, January 2021.
- [10] Anastasiya Belyaeva, Justin Cosentino, Farhad Hormozdiari, Krish Eswaran, Shravya Shetty, Greg Corrado, Andrew Carroll, Cory Y McLean, and Nicholas A Furlotte. Multimodal llms for health grounded in individual-specific data. pages 86–102, 2023.
- [11] Clare Bycroft, Colin Freeman, Desislava Petkova, Gavin Band, Lloyd T Elliott, Kevin Sharp, Allan Motyer, Damjan Vukcevic, Olivier Delaneau, Jared O’Connell, et al. The uk biobank resource with deep phenotyping and genomic data. *Nature*, 562(7726):203–209, 2018.

- [12] Joshua R. Minot, Nicholas Cheney, Marc Maier, Danne C. Elbers, Christopher M. Danforth, and Peter Sheridan Dodds. Interpretable bias mitigation for textual data: Reducing genderization in patient notes while maintaining classification performance. *ACM Trans. Comput. Healthcare*, 3(4), nov 2022.
- [13] Andreas Laupacis and Nandita Sekar. *Clinical prediction rules: a review and suggested*, volume 277. American Medical Association, USA, 1997.
- [14] David W Hosmer and Stanley Lemeshow. *Applied Logistic Regression*. Wiley Series in Probability and Statistics - Applied Probability and Statistics Section. Wiley-Interscience, New York, 2 edition, June 2013.
- [15] Leo Breiman. Random forests. *Machine Learning*, 45(1):5–32, 2001.
- [16] Jesse Michael Han, Igor Babuschkin, Harrison Edwards, Arvind Neelakantan, Tao Xu, Stanislas Polu, Alex Ray, Pranav Shyam, Aditya Ramesh, Alec Radford, and Ilya Sutskever. Unsupervised neural machine translation with generative language models only. *ArXiv*, abs/2110.05448, 2021.
- [17] Marco Cascella, Jonathan Montomoli, Valentina Bellini, and Elena Bignami. Evaluating the feasibility of ChatGPT in healthcare: An analysis of multiple clinical and research scenarios. *J. Med. Syst.*, 47(1):33, March 2023.
- [18] Siyuan Chen, Mengyue Wu, Kenny Q. Zhu, Kunyao Lan, Zhiling Zhang, and Lyuchun Cui. Llm-empowered chatbots for psychiatrist and patient simulation: Application and evaluation. *CoRR*, abs/2305.13614, 2023.
- [19] Hanyao Huang, Ou Zheng, Dongdong Wang, Jiayi Yin, Zijin Wang, Shengxuan Ding, Heng Yin, Chuan Xu, Renjie Yang, Qian Zheng, and Bing Shi. ChatGPT for shaping the future of dentistry: the potential of multi-modal large language model. *Int. J. Oral Sci.*, 15(1):29, July 2023.
- [20] J Kleesiek, Y Wu, G Stiglic, J Egger, and J Bian. An opinion on ChatGPT in health care - written by humans only. *Journal of Nuclear Medicine. Soc. Nuclear Med*, 64:701–703, 2023.
- [21] A Chirino, T Wiemken, S Furmanek, W Mattingly, T Chandler, and G Cabral. High consistency between recommendations by a pulmonary specialist and ChatGPT for the management of a patient with non-resolving pneumonia. *Nort. Healthc. Med. J*, 1(1), 2023.
- [22] Sheng Wang, Zihao Zhao, Xi Ouyang, Qian Wang, and Dinggang Shen. Chatcad: Interactive computer-aided diagnosis on medical image using large language models. *ArXiv*, abs/2302.07257, 2023.
- [23] Laila Rasmy, Yang Xiang, Ziqian Xie, Cui Tao, and Degui Zhi. Med-bert: pretrained contextualized embeddings on large-scale structured electronic health records for disease prediction. *NPJ Digital Medicine*, 4(86), 2020.
- [24] An Yan, Julian McAuley, Xing Lu, Jiang Du, Eric Y. Chang, Amilcare Gentili, and Chun-Nan Hsu. Radbert: Adapting transformer-based language models to radiology. *Radiology: Artificial Intelligence*, 4(4), July 2022.
- [25] Jakob Nikolas Kather. Artificial intelligence in oncology: chances and pitfalls. *Journal of Cancer Research and Clinical Oncology*, 149(10):7995–7996, March 2023.
- [26] Jacob Devlin, Ming-Wei Chang, Kenton Lee, and Kristina Toutanova. BERT: Pre-training of deep bidirectional transformers for language understanding. October 2018.
- [27] Yinhan Liu, Myle Ott, Naman Goyal, Jingfei Du, Mandar Joshi, Danqi Chen, Omer Levy, Mike Lewis, Luke Zettlemoyer, and Veselin Stoyanov. RoBERTa: A robustly optimized BERT pretraining approach. July 2019.
- [28] Emily Alsentzer, John R Murphy, Willie Boag, Wei-Hung Weng, Di Jin, Tristan Naumann, and Matthew McDermott. Publicly available clinical bert embeddings. *arXiv preprint arXiv:1904.03323*, 2019.
- [29] Yu Gu, Robert Tinn, Hao Cheng, Michael Lucas, Naoto Usuyama, Xiaodong Liu, Tristan Naumann, Jianfeng Gao, and Hoifung Poon. Domain-specific language model pretraining for biomedical natural language processing. *ACM Trans. Comput. Healthc.*, 3(1):1–23, January 2022.
- [30] Hyung Won Chung, Le Hou, Shayne Longpre, Barret Zoph, Yi Tay, William Fedus, Yunxuan Li, Xuezhi Wang, Mostafa Dehghani, Siddhartha Brahma, Albert Webson, Shixiang Shane Gu, Zhuyun Dai, Mirac Suzgun, Xinyun Chen, Aakanksha Chowdhery, Alex Castro-Ros, Marie Pellat, Kevin Robinson, Dasha Valter, Sharan Narang, Gaurav Mishra, Adams Yu, Vincent Zhao, Yanping Huang, Andrew Dai, Hongkun Yu, Slav Petrov, Ed H Chi, Jeff Dean, Jacob Devlin, Adam Roberts, Denny Zhou, Quoc V Le, and Jason Wei. Scaling instruction-finetuned language models. October 2022.
- [31] Long N Phan, James T Anibal, Hieu Tran, Shaurya Chanana, Erol Bahadroglu, Alec Peltekian, and Grégoire Altan-Bonnet. Scifive: a text-to-text transformer model for biomedical literature. *arXiv preprint arXiv:2106.03598*, 2021.
- [32] Alec Radford, Jeff Wu, Rewon Child, David Luan, Dario Amodei, and Ilya Sutskever. Language models are unsupervised multitask learners. 2019.
- [33] Tianqi Chen and Carlos Guestrin. Xgboost: A scalable tree boosting system. In *Proceedings of the 22nd acm sigkdd international conference on knowledge discovery and data mining*, pages 785–794, 2016.