
Mitigating Dialogue Hallucination for Large Vision Language Models via Adversarial Instruction Tuning

Dongmin Park^{1*}, Zhaofang Qian^{2*}, Guangxing Han, Ser-nam Lim³

¹KRAFTON, ²UC San Diego, ³University of Central Florida

dongmin.park@krafton.com, z3qian@ucsd.edu, guangxinghan@gmail.com,
sernam@ucf.edu

Abstract

Mitigating hallucinations of Large Vision Language Models (LVLMs) is crucial to enhance their reliability for general-purpose assistants. This paper shows that such hallucinations of LVLMs can be significantly exacerbated by preceding user-system dialogues. To precisely measure this, we first present an evaluation benchmark by extending popular multi-modal benchmark datasets with prepended hallucinatory dialogues powered by our novel Adversarial Question Generator (AQG), which can automatically generate image-related yet adversarial dialogues by adopting adversarial attacks on LVLMs. On our benchmark, the zero-shot performance of state-of-the-art LVLMs drops significantly for both the VQA and Captioning tasks. Next, we further reveal this hallucination is mainly due to the prediction bias toward preceding dialogues rather than visual content. To reduce this bias, we propose Adversarial Instruction Tuning (AIT) that robustly fine-tunes LVLMs against hallucinatory dialogues. Extensive experiments show our proposed approach successfully reduces dialogue hallucination while maintaining performance.

1 Introduction

Developing a general-purpose assistant that interacts with humans through channels such as vision and language is one of the important problems in artificial intelligence. Inspired by the remarkable success of Large Language Models (LLMs), such as ChatGPT [31], the community has paid growing interest in developing *multi-modal* assistants, so-called Large Vision Language Models (LVLMs), that align vision foundation models [10, 37] with LLMs to support visual-language instructions. Many LVLMs including LLaVA [26], MiniGPT-4 [53], and InstructBLIP [11] have shown powerful zero-shot generalization ability in various vision-language tasks such as classification [34, 32], detection [22], visual question answering (VQA) [41], and Captioning [49].

Despite their great success, several studies have revealed that LVLMs are prone to hallucination issues [16, 6]. While most studies focus on *object* hallucinations [23, 24], where LVLMs often answer inconsistently with contents of objects in a given image, the effect of user-system *dialogues* on hallucination has received little attention. Surprisingly, we found that such hallucinations can be significantly exacerbated by preceding user-system dialogues. For example, as shown in Figure 1(a), certain contents in preceding dialogues (“eco-friendly”) conflicting with the current question can distract LVLMs, resulting in incorrect answers (“Wood”). This problem, which we call *dialogue hallucination*, is crucial in practice because a user usually interacts with the system through multi-round chats so that the user can unintentionally attack LVLMs in early chats and get unfaithful answers in later chats.

*Equal Contribution

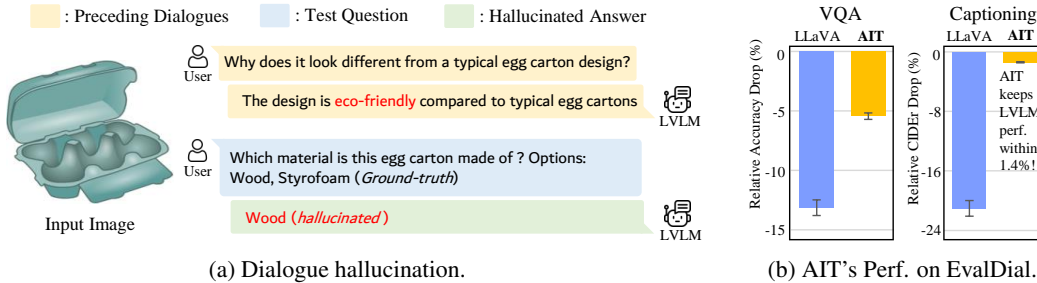


Figure 1: (a) shows an example of dialogue hallucination generated by an LVLm (e.g., LLaVA [26]) for a test example in ScienceQA dataset; (b) shows the average performance drop of LLaVA and AIT on EvalDial for VQA and Captioning tasks with prepended adversarial dialogues.

In this paper, we first present an evaluation benchmark, EvalDial, to precisely measure the dialogue hallucination of LVLms. Our benchmark is constructed on popular vision-language benchmark datasets for VQA and Captioning tasks [49]. Specifically, for each *test* example in each dataset, we create corresponding hallucinatory dialogues that can be prepended to the original test question. Moreover, to mimic actual user behaviors interacting with the assistant within visual contexts of a given image, we further introduce Adversarial Question Generator (AQG), which automatically generates *image-related* yet *adversarial* dialogues, by steadily incorporating an extra LVLm into the black-box optimization of adversarial attack [15, 30]. With optimization, AQG can generate effective adversarial questions, while GPT-4 struggles to generate such subtle cases. On EvalDial, the zero-shot performance of LVLms drops by up to 37.7% for VQA task and 59.6% for Captioning task.

To mitigate the dialogue hallucination, we conduct input token attention analysis and find that the hallucination is mainly due to the prediction *bias* to preceding dialogues rather than visual contents. Therefore, we propose Adversarial Instruction Tuning (AIT) that aims to reduce such prediction bias by robustly fine-tuning LVLms on augmented visual-instruction datasets with hallucinatory dialogues. Specifically, we introduce masked instruction tuning to focus on the target answers instead of hallucinatory responses from adversarial dialogues. Extensive experiments on six vision-language datasets in EvalDial demonstrate that AIT successfully reduces the dialogue hallucination while maintaining the performance of LVLm for both VQA and Captioning tasks, as shown in Figure 1(b).

Our main contributions can be summarized as:

- Find LVLms are prone to hallucination by preceding dialogues.
- Present an evaluation benchmark (EvalDial) for dialogue hallucination with a novel adversarial question generator (AQG).
- Reveal LVLm’s prediction bias toward hallucinatory dialogues by input token attention analysis.
- Propose AIT with masked instruction tuning that successfully reduces the dialogue hallucination on many vision-language datasets.

2 Related Work

2.1 Instruction-following LVLms

Instruction-tuning LLMs such as GPT [8] have significantly enhanced their zero-shot generalization ability in various NLP tasks [48], resulting in instruction-following LLMs such as ChatGPT [31]. Recently, this instruction-tuning idea has been actively extended to *vision-language* domains, and many instruction-following LVLms have been advanced [4, 26, 53, 11, 47, 1, 44]. In general, most LVLms combine pre-trained vision encoders (e.g., CLIP [37]) with LLMs by fine-tuning them on visual-language instruction datasets [51, 19]. Notably, LLaVA [26] projects CLIP to LLaMA [45], and then fine-tunes the models with a projection layer on a visual instruction dataset [33]. Similarly, MiniGPT-4 [53] uses BLIP-2 [21] as visual encoder and Vicuna as language decoder, and Instruct-BLIP [11] uses Q-former as the projection layer. These models have shown a powerful zero-shot performance in various vision-language tasks including VQA and Image Captioning [49].

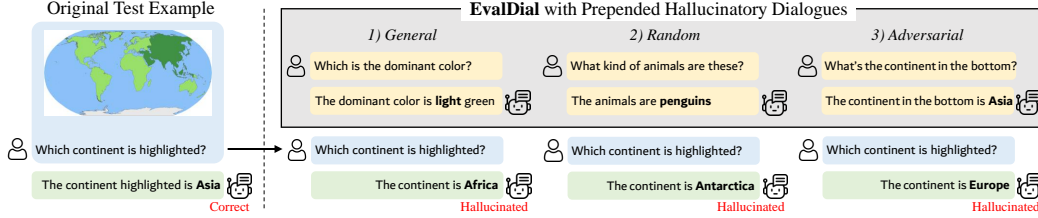


Figure 2: Overview of dialogue hallucinations on **EvalDial**. A test example on ScienceQA that LLaVA originally answers correctly becomes hallucinated after three types of prepended dialogues, i.e., General, Random, and Adversarial.

2.2 Hallucinations of LVLMs

LVLMs are prone to hallucination issues as their output descriptions are often inconsistent with the input images and text instructions [16, 6, 5]. Most prior work focuses on *object* hallucination where the output descriptions of objects are non-existent or inaccurate from the given image [38, 52]. Many evaluation benchmarks for object hallucination have been proposed [13, 42]. POPE [23] converts the hallucination detection as a binary classification, GAVIE [24] leverages GPT-4 to evaluate the hallucination, and THRONE [18] addresses hallucinations in open-ended free-form generations. To mitigate this, many works tried to enrich the visual-instruction datasets. LRV-Instruction [24] reveals existing visual-instruction datasets are biased to positive responses, so they append instructions with negative responses in robust fine-tuning. HalluciDoctor [50] introduces a hallucination cross-checking paradigm that can recover visual-instruction data. HACL [17] proposes a hallucination-augmented contrastive learning framework. Note that, while some recent literature investigates the effect of deceptive prompts on LVLMs [40, 36], they only provide *hand-crafted* evaluation datasets, and the effect of user-system *dialogues* on LVLM’s hallucination has not been explored.

2.3 Adversarial Attacks on Language Models

Adversarial attacks aim to ruin output predictions of a model by perturbing the input examples [9, 15]. For attacking LLMs, AdvPrompt [30] finds adversarial prompts to generate nonsensical text by increasing the perplexity of the output tokens. GCG [54] obtains adversarial suffix prompts to generate objectionable behavior, such as harmful content. However, since such generated adversarial prompts are *incomprehensible* to humans, e.g., a sequence of random letters, they are *not* directly applicable to generating adversarial dialogues for LVLMs that must be in natural language.

3 Dialogue Hallucination and Evaluation Benchmark

We first formulate an LVLM and its dialogue hallucination. Then, we depict EvalDial, a benchmark we release to evaluate dialogue hallucination, powered by our novel Adversarial Question Generator.

3.1 Dialogue Hallucination of LVLMs

Instruction-following LVLM. For an input image X_v and a user question X_q , an *instruction-following LVLM* f_{LVLM} aims to generate a corresponding output text answer X_a . For multi-round conversation, the t -th round answer X_a^t can be formulated as:

$$X_a^t = f_{\text{LVLM}}(X_v, X_{\text{dialogue}}^{<t}, X_q^t), \quad (1)$$

where $X_{\text{dialogue}}^{<t} = (X_q^1, X_a^1, \dots, X_q^{t-1}, X_a^{t-1})$ is a sequence of all previous dialogues before asking the t -th round question X_q^t . Here, we denote i -th round dialogue $X_{\text{dialogue}}^i = (X_q^i, X_a^i)$ as a pair of a user question and the corresponding answer from LVLM at round i .

Dialogue Hallucination. According to hallucination literature [16, 6], the most inclusive and standard definition of hallucinations is “the generated content that is nonsensical or unfaithful to the given source content”. Based on this, we define the *dialogue hallucination* of LVLMs as in Definition 3.1.

Definition 3.1. (DIALOGUE HALLUCINATION) We call a generated answer \tilde{X}_a , that is faithful *without* any dialogue but becomes unfaithful *after* some preceding dialogues, *dialogue hallucination*. That is, the output answer \tilde{X}_a hallucinated by the preceding dialogues is represented as

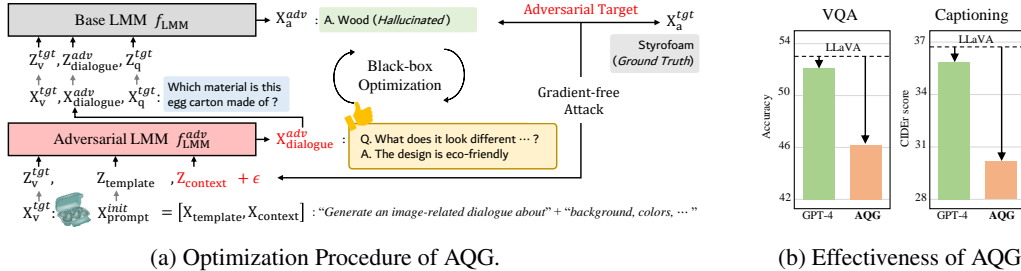


Figure 3: (a) shows the overview of AQG, generating an adversarial dialogue $X_{\text{dialogue}}^{\text{adv}}$ (in yellow box) to hallucinate the answer X_a^{adv} (in green box) by incorporating an extra LVLMM into the optimization of adversarial attack; (b) shows the superiority of AQG over GPT-prompted dialogue generation.

$f_{\text{LVLMM}}(X_v, X_{\text{dialogue}}^{\leq t}, X_q^t) = \tilde{X}_a$ while $f_{\text{LVLMM}}(X_v, X_q^t) = X_a$, where X_a represents the originally non-hallucinated answer. \square

Note that, dialogue hallucination can include various types of generated contents, such as wrong answers for VQA [16], inaccurate descriptions for Captioning [49], and responses of non-existent contents for Object-finding [23].

3.2 EvalDial: An Evaluation Benchmark

We construct EvalDial on top of popular vision-language *test* datasets; ScienceQA [28], OKVQA [29], GQA [14], and IconQA [27] datasets for VQA task, and NoCaps [2], Flickr-30k [35], and WHOOPS [7] datasets for Captioning task. For each test example in each dataset, we create three types of dialogue, i.e., *General*, *Random*, and *Adversarial*, that are prepended into the original test question or instruction. Figure 2 illustrates more details of EvalDial.

1. **General Dialogue** contains a general question, that can be universally asked to any image, and its corresponding answer is obtained from LVLMM. For example, a general dialogue can be “*Q. What is the dominant color in the image? A. It’s blue*”. We extract 10 general questions from GPT by prompting “*Generate 10 general questions for a random image*”. See Appendix A for details.
2. **Random Dialogue** consists of a pair of random questions, that are completely irrelevant to a given image, and its corresponding answer obtained from LVLMM. For example, given a car image, a random dialogue can be “*Q. what kind of animals are these? A. there are no animals*”. To generate such questions, we randomly extract questions from the VQA-v2 dataset [12], which does not have an overlapping set of questions with the aforementioned benchmark test datasets.
3. **Adversarial Dialogue** contains an *image-related* yet *adversarial* question that causes hallucinations to the original test question. Because real users often have chats related to the context of the given image, it is essential to verify LVLMM’s robustness against the image-related but adversarial dialogue. However, generating such subtle questions is very challenging. Thus, we propose AQG, an adversarial question generator based on black-box adversarial attack techniques [3, 30] as elaborated in Section 3.3. Detailed generated adversarial questions are in Appendix G.

Note that, for all three types of dialogues, EvalDial only contains questions without corresponding answers, since the answers are naturally generated by LVLMMs in the test phase. Evaluation results of state-of-the-art LVLMMs on EvalDial can be found in Section 5.

3.3 Adversarial Question Generator

To mimic real-world user-system interactions, the adversarial dialogues should be *image-related* and *natural-sounding*, yet *adversarial*. However, automatically generating such subtle dialogues in any context is very challenging, because LVLMMs usually do not know when they hallucinate, which means it is difficult to obtain these adversarial dialogues by simply prompting [13]. Therefore, as in Figure 3(a), we propose AQG that can automatically generate natural-sounding adversarial questions by adopting adversarial attack techniques with an extra LVLMM. Overall, AQG consists of two common components in adversarial attack; threat model and adversarial target.

Threat Model. A threat model represents a specific type of attack, e.g., l_2 -bounded noise for image classification [3], or token-restricted prompt for language models [30]. Then, the threat model of AQG should be confined to image-related and natural-sounding questions. To meet this requirement,

Algorithm 1 Adversarial Question Generator (AQG)

INPUT: $X_{\text{prompt}}^{\text{init}}$: initial prompt, $X_{\text{dialogue}}^{\text{adv}}$: generated adversarial dialogue, $X_{\text{a}}^{\text{adv}}$: output answer, and $X_{\text{a}}^{\text{tgt}}$: target answer

- 1: Initialize $X_{\text{prompt}} \leftarrow [X_{\text{template}}; X_{\text{context}}]$; $\ell^{\text{tgt}} \leftarrow 0$; $\sigma \leftarrow 0.1 * \text{AvgDist}$
- 2: **for** $i = 1$ **to** r **do**
- 3: $\epsilon \sim \mathcal{N}(0, \sigma)$
- 4: $X_{\text{dialogue}}^{\text{adv}} = f_{\text{LVM}}^{\text{adv}}(X_{\text{v}}^{\text{tgt}}; Z_{\text{template}}, Z_{\text{context}} + \epsilon)$
- 5: $X_{\text{a}}^{\text{adv}} = f_{\text{LVM}}(X_{\text{v}}^{\text{tgt}}, X_{\text{dialogue}}^{\text{adv}}, X_{\text{a}}^{\text{tgt}})$
- 6: **if** $\mathcal{L}(X_{\text{a}}^{\text{adv}}, X_{\text{a}}^{\text{tgt}}) > \ell^{\text{tgt}}$ **do**
- 7: $Z \leftarrow Z + \epsilon$, $\ell^{\text{tgt}} = \mathcal{L}(X_{\text{a}}^{\text{adv}}, X_{\text{a}}^{\text{tgt}})$

OUTPUT: Final adversarial dialogue $X_{\text{dialogue}}^{\text{adv}}$

AQG leverage an extra LVM $f_{\text{LVM}}^{\text{adv}}$ and force it to generate image-related and natural-sounding dialogues by only updating its prompt token embeddings $Z_{\text{prompt}} = \text{tokenize}(X_{\text{prompt}})$, where X_{prompt} is an input prompt of $f_{\text{LVM}}^{\text{adv}}$.

The adversarial prompt X_{prompt} consists of a *fixed* template prompt X_{template} , e.g., “generate an image-related dialogue about”, concatenated with an *updatable* context prompt X_{context} initialized as “background, colors, history, etc”, such that $X_{\text{prompt}}^{\text{init}} = [X_{\text{template}}; X_{\text{context}}]$.

In optimization, we only perturb the context prompt by injecting a random noise ϵ into the context token embeddings Z_{context} . The random noise ϵ is sampled from a normal distribution with the mean of 0 and the standard deviation $\sigma = 0.1 * \text{AvgDist}$, where AvgDist is the average distance between embeddings of all possible tokens, which is shown to be effective in attacking language models [30].

Adversarial Target. We use the *negative* sentence similarity between the target answer $X_{\text{a}}^{\text{tgt}}$ and generated answer $X_{\text{a}}^{\text{adv}}$ as the adversarial target. Formally, our adversarial target can be denoted as $\mathcal{L} = -\text{Sim}(X_{\text{a}}^{\text{tgt}}, X_{\text{a}}^{\text{adv}})$, where we use CIDEr [46] score as the similarity function.

Optimization Procedure. Algorithm 1 details the overall optimization process of AQG, which is self-explanatory. AQG finds the best adversarial dialogue $X_{\text{dialogue}}^{\text{adv}}$ that maximizes target loss ℓ^{tgt} by iteratively updating better random noise ϵ . See Appendix B for a more detailed description.

AQG’s Superiority over GPT-prompting Baseline. Figure 3(b) shows the effectiveness of AQG compared to a simple GPT-4 prompt-based baseline. Specifically, we ask GPT-4 to generate adversarial questions with a prompt such as “Generate an image-related question and answer, which should be able to hallucinate a large visual-language model when presenting the generated questions and then sequentially prompting a target question. . . .” (See Appendix C for prompting details). Although we carefully ask GPT-4 to generate adversarial questions and prepend these GPT-generated questions before asking the test question in EvalDial, it does not obviously degrade the performance of LLaVA, demonstrating the challenge of the task. On the contrary, AQG succeeds in distracting LLaVA, showing the necessity of our optimization-based attack. (See Section 5.2 for more analysis).

4 Adversarial Instruction Tuning

We first provide an input token attention analysis to help understand dialogue hallucination. Based on this, we present a more robust instruction tuning paradigm, *Adversarial Instruction Tuning (AIT)*.

4.1 Input Token Attention Analysis

Input feature attention analysis is a popular method to investigate the contribution of input features to model prediction, e.g., GradCAM [39] for vision models, or token attention map [43, 20] for language models. Here, we introduce a new attention-based metric for LVM, coined Dialogue Tokens Attention Ratio (DTAR), that helps to analyze the dialogue hallucination in instruction-following LVMs, by calculating the contribution of preceding dialogues to output answer prediction.

Dialogue Tokens Attention Ratio. Let $Z_{\text{v}} = W_{\text{Proj}} \cdot f_{\text{VE}}(X_{\text{v}})$ be token embeddings of input image X_{v} , where W_{Proj} is a linear projection layer that convert the output patches of visual encoder f_{VE} to input tokens of LLM, and $Z_{\text{dialogue}} = f_{\text{token}}(X_{\text{dialogue}})$ be token embeddings of input preceding dialogue X_{dialogue} . Also, let $P(X_{\text{a}})$ be the probability of output answer tokens. Then, we define

Table 1: Summary of DTAR scores for correct (non-hallucinated) and hallucinated cases.

Models	Cases	Mean	Std
LLaVA	Non-hallucinated	0.19	0.06
	Hallucinated	0.37	0.11
AIT	Non-hallucinated	0.17	0.09
	Hallucinated	0.25	0.12

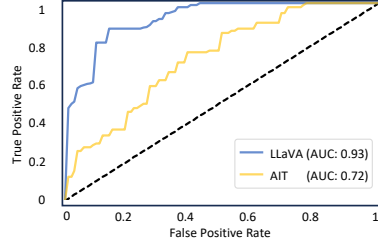


Figure 4: AUC-ROC comparison.

Dialogue Tokens Attention Ratio (DTAR) using the *gradient* of input token embeddings Z_v and Z_{dialogue} with respect to the output token probability $P(X_a)$, as in Definition 4.1.

Definition 4.1. (DIALOGUE TOKENS ATTENTION RATIO) For each instruction example, DTAR is the ratio of the sum of all absolute attention scores of dialogue tokens over that of all input tokens;

$$\sum_i \left[\sum_j \left| \frac{\partial P(X_{a,i})}{\partial Z_{\text{dialogue},j}} \right| / \left(\sum_j \left| \frac{\partial P(X_{a,i})}{\partial Z_{\text{dialogue},j}} \right| + \sum_k \left| \frac{\partial P(X_{a,i})}{\partial Z_{v,k}} \right| \right) \right], \quad (2)$$

where $X_{a,i}$ denotes i -th token in the output answer X_a , $Z_{\text{dialogue},j}$ denotes j -th token embedding in Z_{dialogue} , and $Z_{v,k}$ denotes k -th token embedding in Z_v . Intuitively, DTAR means the contribution of preceding dialogues over the input image to output the final answer. \square

DTAR Analysis for Dialogue Hallucination. Using LLaVA [26], we calculate the DTAR score of hallucinated examples and that of non-hallucinated examples on EvalDial built on ScienceQA dataset. We select 500 hallucinated examples by preceding adversarial dialogues and 500 non-hallucinated examples, then calculate the DTAR score for each example. Table 1 summarizes the mean and standard deviation of DTAR scores for non-hallucinated and hallucinated cases. For LLaVA, the DTAR score of hallucinated examples is higher than that of non-hallucinated examples, meaning that LLaVA focuses more on preceding dialogues than image features for the prediction of the hallucinated case. Similarly, Figure 4 shows the AUC-ROC curves of DTAR score on two cases, hallucinated and non-hallucinated. The AUC of DTAR score of LLaVA is 0.935, which is high, meaning that LLaVA often relies on hallucinatory dialogue for prediction, thereby causing hallucinations. Therefore, we need a new method to suppress this prediction bias toward hallucinatory dialogues.

4.2 Adversarial Instruction Tuning (AIT)

To reduce the negative effect of hallucinatory dialogues, we propose AIT to perform instruction tuning on adversarially augmented visual instruction datasets. AIT first generates hallucinatory dialogues and injects them into visual instruction training datasets, and then performs instruction tuning by masking the hallucinatory dialogues in loss calculation.

Hallucinatory Dialogue Generation. We create hallucinatory dialogues following the protocol of EvalDial in Section 3.2. Specifically, for each training example of the visual-instruction dataset such as LLaVA-Instruct-665k [25], we generate hallucinatory questions $X_q^{i,adv}$ in order to hallucinate each round’s question X_q^i in the original training example $X_{\text{dialogue}}^{<t}$, and generate its corresponding answers $X_a^{i,adv}$ by simply asking the hallucinatory questions to LVLMs. The hallucinatory question includes all types of dialogues, i.e., General, Random, and Adversarial. For each training example with a total of t instruction rounds, we randomly augment m rounds out of t rounds.

Hallucinatory Dialogue Injection. For each training example, the i -th round dialogue $X_{\text{dialogue}}^i = (X_q^i, X_a^i)$ can be adversarially augmented by prepending a hallucinatory dialogue $X_{\text{dialogue}}^{i,adv} = (X_q^{i,adv}, X_a^{i,adv})$ as follows:

$$X_{\text{aug}}^i = (X_{\text{dialogue}}^{i,adv}, X_{\text{dialogue}}^i). \quad (3)$$

That is, if $m = 1$ and i -th round instruction is chosen to be augmented, then the overall augmented input X_{aug} for LVLm are formulated as,

$$X_{\text{aug}} = (X_v, X_{\text{dialogue}}^1, \dots, X_{\text{aug}}^i, \dots, X_{\text{dialogue}}^t). \quad (4)$$

Table 2: Zero-shot performance of LVLMs on EvalDial with prepended three types of single-round dialogues, General (Gen), Random (Rand), and Adversarial (Adv). We compare AIT with LLaVA and highlight better performance against dialogue hallucinations in bold. The average relative performance drop (% Avg Drop) from the None-dialogue case for each LVLm is also presented.

Datasets	MiniGPT-4 (7B)				InstructBLIP (7B)				LLaVA-v1.5 (7B)				AIT (7B)			
	None	Gen	Rand	Adv	None	Gen	Rand	Adv	None	Gen	Rand	Adv	None	Gen	Rand	Adv
OKVQA	36.4	28.4	24.7	24.2	60.0	57.4	59.2	53.7	54.8	54.4	53.6	48.4	56.8	59.6	55.2	53.0
GQA	31.2	26.2	19.4	18.8	50.4	49.0	46.8	46.2	55.8	55.4	57.0	49.0	57.8	56.0	55.4	55.6
IconQA	37.2	31.0	24.0	22.4	53.0	52.2	51.6	51.1	48.8	45.8	46.4	41.2	47.8	45.4	49.2	45.0
% Avg Drop	-	-18.2	-35.1	-37.7	-	-2.9	-3.7	-7.5	-	-2.5	-1.7	-13.1	-	-1.0	-1.3	-5.4
NoCaps	40.0	34.4	31.9	21.5	45.7	26.7	27.5	21.8	42.1	41.2	40.8	35.8	53.3	53.0	52.6	52.9
Flickr-30K	27.2	23.9	18.4	16.9	49.3	22.4	23.0	19.5	31.0	30.4	29.6	19.9	39.5	38.8	38.2	38.7
WHOOPS	48.0	45.3	44.6	25.7	73.4	27.6	30.7	25.0	39.7	38.5	38.7	34.8	42.8	42.3	40.5	42.2
% Avg Drop	-	-10.6	-19.9	-43.5	-	-52.8	-50.4	-59.6	-	-2.4	-3.4	-21.0	-	-0.8	-3.3	-1.4

Masked Instruction Tuning. As opposed to standard instruction tuning, where LVLm minimizes the cross-entropy loss of answer tokens in all rounds of dialogues, we *mask* answer tokens of hallucinatory dialogues so that they are not factored into calculating the cross-entropy loss. Therefore, the LVLm is not trained to generate answers in hallucinatory dialogues and can be robustly trained to generate correct answers to subsequent questions despite the presence of preceding hallucinatory dialogues.

5 Experiments

Datasets. Followed by Section 3.2, we use our proposed benchmark, EvalDial, for evaluating dialogue hallucination. We mainly use EvalDial built on top of OKVQA [29], GQA [14], and IconQA [27] for VQA task, and NoCaps [2], Flickr-30K [35], and WHOOPS [7] for Captioning task.

Algorithms. We compare the zero-shot performance of AIT with three recently proposed LVLms: (1) MiniGPT-4 (7B) [53], (2) InstructBLIP (7B) [11], and (3) LLaVA-v1.5 (7B) [25].

Implementation Details. AIT uses the same model architecture with LLaVA-v1.5. For the hyperparameters of adversarial instruction tuning, we train AIT for 1 epoch with a batch size of 128, and an initial learning rate of $2e-5$ with a cosine scheduler. For hallucinatory dialogue injection, we generate adversarial dialogue examples from LLaVA-Instruct-80k, OKVQA with 9K examples, GQA with 15K examples, IconQA with 29K examples, and 0.5K examples each from NoCaps and Flickr-30K, which are mostly originally included in LLaVA-Instruct-665K. All methods are implemented with PyTorch 1.8.0 and executed on multiple NVIDIA A100 GPUs. The code is available in https://github.com/dongmean/LVLm_DialHalu.

Evaluation. For VQA task, we use top-1 accuracy that validates whether the ground-truth answer is in the generated sentence. For Image Captioning task, we use CIDEr [46] score, a popular metric to evaluate image captioning quality [49].

5.1 Main Results on EvalDial

Efficacy of AQG. Table 2 summarizes the zero-shot performance of LVLms on EvalDial. Overall, with three types of dialogues prepended, the performance of all existing baselines such as LLaVA, MiniGPT-4, and InstructBLIP are significantly degraded by up to 37.7% for VQA task and 59.6% for Captioning task. Among the three types of dialogues, adversarial dialogues generated by AQG show the highest performance drops for every baseline LVLm, which demonstrates the efficacy of AQG.

Efficacy of AIT. While every baseline LVLm is vulnerable to dialogue hallucinations, AIT maintains the most robust VQA and Captioning performance against dialogue hallucinations. Numerically, for VQA task with OKVQA, GQA, and IconQA datasets, AIT maintains VQA accuracy within -1.0% to -5.4% drops, while LLaVA drops by -2.5% to -13.1% . Similarly, for Captioning task with NoCaps, Flickr-30K, and WHOOPS datasets, AIT maintains Captioning performance within -0.8% to -1.4% drops, while LLaVA drops by -2.4% to -21.0% .

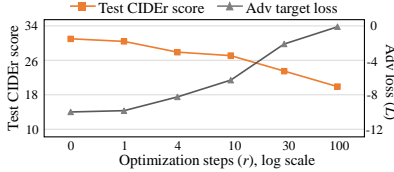


Figure 5: Effect of optimization steps in AQG to attack LLaVA on Flickr.

Table 3: Effect of applying masked instruction tuning during AIT on IconQA dataset.

Model	IconQA			
	None	General	Random	Adversarial
Unmasked	32.8	30.6	33.6	29.8
Masked	47.2	49.0	48.0	47.8

Table 4: Effect of the number of hallucinatory dialogues (m) used during AIT. Each AIT model is augmented and finetuned from the LLaVA-Instruct-150K dataset.

Model	GQA				IconQA			
	None	General	Random	Adversarial	None	General	Random	Adversarial
AIT $_{m=1}$	44.2	38.8	38.8	35.6	55.0	46.4	47.2	40.4
AIT $_{m=2}$	44.4	39.2	36.6	35.8	61.0	44.0	47.8	41.6
AIT $_{m=all}$	45.6	39.6	38.9	36.8	68.6	47.6	51.4	50.0

Table 5: Effect of multi-round prepended dialogues on LVLMS using GQA dataset.

Round	LLaVA-v1.5			AIT		
	General	Random	Adversarial	General	Random	Adversarial
1	55.4	57.0	49.0	56.0	55.4	55.6
2	52.4	54.0	48.8	53.4	55.4	55.0
4	53.4	53.2	48.5	52.6	55.5	55.2

5.2 Effect of Optimization Steps in AQG.

As demonstrated in Algorithm 1, AQG finds better adversarial dialogues by maximizing the adversarial target loss through multiple optimization steps. Here, we investigate the effect of the optimization steps in AQG to attack LLaVA’s captioning performance on Flickr dataset. As shown in Figure 5, as the optimization steps progress, AQG generates more effective adversarial dialogues with higher target loss, thereby successfully attacking the test captioning performance.

5.3 Ablation Studies of AIT

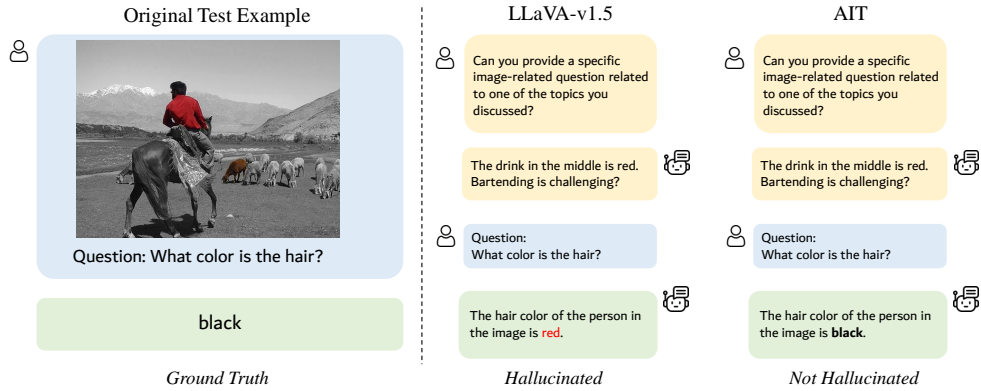
Effect of Loss Masking on Prepended Adversarial Dialogues. Table 3 shows the effect of the loss masking on prependded adversarial dialogues in masked instruction tuning. Without loss masking, AIT shows unsatisfactory performance in mitigating dialogue hallucination. This is because the fine-tuned LLaVA without loss masking is forced to generate the answer even for injected random or adversarial dialogues, which are out-of-context from the given image or harmful in maintaining the context of the given image, resulting in more hallucinations in later rounds of chats.

Effect of The Number of Injected Hallucinatory Dialogues. As elaborated in Section 4.2, AIT randomly chooses m rounds for each training example in the visual-instruction dataset to inject hallucinatory dialogues. Here, we investigate the effect of the number m of injected hallucinatory dialogues. We set m to be 1,2 and all from available dialogues per example since most examples contain 4 rounds of dialogues on average. To control the effect of data size in the study, we only use LLaVA-Instruct-150K for fine-tuning. As in Table 4, with more injected adversarial examples used during AIT, the model gets more robust to the adversarial attack. Therefore, the more hallucinatory dialogues injected into adversarial instruction tuning, the more performance gain we can have.

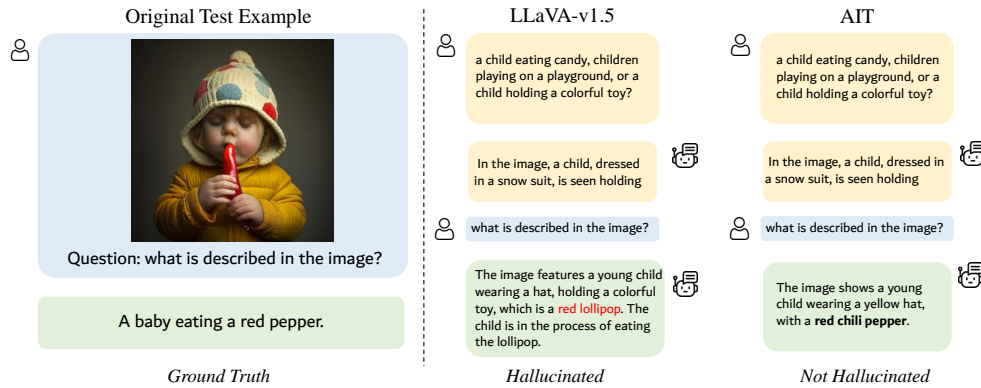
More studies for the result of the object hallucination baseline [24] on EvalDial is in Appendix F

5.4 Results on Multi-round EvalDial

As users usually interact with LVLMS via multi-round dialogues, it’s essential to explore the effectiveness of LVLMS in multi-round cases. For General and Random type attacks, we randomly sample one question for each round and prepend them before the target question. For the Adversarial type attack, we generated different adversarial questions by using AQG based on the target question-answer pair



(a) VQA example from GQA dataset.



(b) Image Captioning example from Whoops dataset.

Figure 6: Visualization of generated examples by LLaVA and AIT. Hallucinated texts are in red.

for each round. Table 5 shows the results with 1,2, and 4 rounds of prepended dialogues during evaluation on the LLaVA baseline and AIT model. The results indicate that more prepended questions make the model less likely to answer the target question correctly. However, AIT shows a more robust performance than the baseline on different types of prepended dialogues. Specifically, as the round of prepended dialogue increases, LLaVA shows a consistent performance drop for all three types of dialogues. Meanwhile, AIT successfully maintains the performance in General and Random types and shows less performance drop in Adversarial cases.

5.5 Visualization

Figure 6 visualizes two LVLM prediction examples with adversarial dialogues generated by AQQ for VQA and Captioning task, respectively. Overall, while LLaVA-v1.5 hallucinates answers by preceding adversarial dialogues, AIT can generate correct answers without hallucinations. For example, as illustrated in Fig 6(a), as the preceding adversarial dialogue contains the word “red” (in yellow box), LLaVA unfaithfully answers “the color of the person’s hair” as “red” in later chats (colored in red in the green box). Similarly, in Fig 6(b), the word “candy” in the adversarial preceding dialogue (in yellow box) hinders LLaVA from describing the image with the word “lollipop” in later chats (marked in red in the green box), which shows the LLaVA’s weakness to the dialogue hallucination. On the other hand, although the same adversarial dialogue is prepended, AIT generates the correct answer or description of the image without hallucinations, by leveraging the power of robust fine-tuning against augmented adversarial dialogues.

6 Conclusion

In this work, we find that the existing instruction-following LVLMs are prone to be hallucinated by preceding user-system dialogues. To precisely validate this dialogue hallucination, we construct EvalDial, a large and diverse evaluation benchmark covering popular multi-modal datasets in VQA and captioning tasks, with a novel adversarial dialogue generator AQG. In addition, to mitigate such hallucination, we provide an in-depth analysis to help understand why such hallucination happens with input token attention analysis, and then propose AIT, a robust instruction-tuning method that maintains or even improves the zero-shot VQA and captioning performance of LVLMs in the presence of hallucinatory dialogues. We believe that our work can shed light on many applications requiring robust LVLMs such as the Red-teaming of visual-language assistants.

References

- [1] Josh Achiam, Steven Adler, Sandhini Agarwal, Lama Ahmad, Ilge Akkaya, Florencia Leoni Aleman, Diogo Almeida, Janko Altenschmidt, Sam Altman, Shyamal Anadkat, et al. Gpt-4 technical report. *arXiv preprint arXiv:2303.08774*, 2023.
- [2] Harsh Agrawal, Karan Desai, Yufei Wang, Xinlei Chen, Rishabh Jain, Mark Johnson, Dhruv Batra, Devi Parikh, Stefan Lee, and Peter Anderson. Nocaps: Novel object captioning at scale. In *Proceedings of the IEEE/CVF international conference on computer vision*, pages 8948–8957, 2019.
- [3] Maksym Andriushchenko, Francesco Croce, Nicolas Flammarion, and Matthias Hein. Square attack: a query-efficient black-box adversarial attack via random search. In *European conference on computer vision*, pages 484–501. Springer, 2020.
- [4] Jinze Bai, Shuai Bai, Shusheng Yang, Shijie Wang, Sinan Tan, Peng Wang, Junyang Lin, Chang Zhou, and Jingren Zhou. Qwen-vl: A frontier large vision-language model with versatile abilities. *arXiv preprint arXiv:2308.12966*, 2023.
- [5] Zechen Bai, Pichao Wang, Tianjun Xiao, Tong He, Zongbo Han, Zheng Zhang, and Mike Zheng Shou. Hallucination of multimodal large language models: A survey. *arXiv preprint arXiv:2404.18930*, 2024.
- [6] Yejin Bang, Samuel Cahyawijaya, Nayeon Lee, Wenliang Dai, Dan Su, Bryan Wilie, Holy Love-nia, Ziwei Ji, Tiezheng Yu, Willy Chung, et al. A multitask, multilingual, multimodal evaluation of chatgpt on reasoning, hallucination, and interactivity. *arXiv preprint arXiv:2302.04023*, 2023.
- [7] Nitzan Bitton-Guetta, Yonatan Bitton, Jack Hessel, Ludwig Schmidt, Yuval Elovici, Gabriel Stanovsky, and Roy Schwartz. Breaking common sense: Whoops! a vision-and-language benchmark of synthetic and compositional images. In *Proceedings of the IEEE/CVF International Conference on Computer Vision*, pages 2616–2627, 2023.
- [8] Tom Brown, Benjamin Mann, Nick Ryder, Melanie Subbiah, Jared D Kaplan, Prafulla Dhariwal, Arvind Neelakantan, Pranav Shyam, Girish Sastry, Amanda Askell, et al. Language models are few-shot learners. *Advances in neural information processing systems*, 33:1877–1901, 2020.
- [9] Anirban Chakraborty, Manaar Alam, Vishal Dey, Anupam Chattopadhyay, and Debdeep Mukhopadhyay. Adversarial attacks and defences: A survey. *arXiv preprint arXiv:1810.00069*, 2018.
- [10] Fei-Long Chen, Du-Zhen Zhang, Ming-Lun Han, Xiu-Yi Chen, Jing Shi, Shuang Xu, and Bo Xu. Vlp: A survey on vision-language pre-training. *Machine Intelligence Research*, 20(1): 38–56, 2023.
- [11] Wenliang Dai, Junnan Li, Dongxu Li, Anthony Meng Huat Tiong, Junqi Zhao, Weisheng Wang, Boyang Li, Pascale Fung, and Steven Hoi. Instructblip: Towards general-purpose vision-language models with instruction tuning. *arXiv preprint arXiv:2305.06500*, 2023.

- [12] Yash Goyal, Tejas Khot, Douglas Summers-Stay, Dhruv Batra, and Devi Parikh. Making the v in vqa matter: Elevating the role of image understanding in visual question answering. In *Proceedings of the IEEE conference on computer vision and pattern recognition*, pages 6904–6913, 2017.
- [13] Anisha Gunjal, Jihan Yin, and Erhan Bas. Detecting and preventing hallucinations in large vision language models. In *Proceedings of the AAAI Conference on Artificial Intelligence*, volume 38, pages 18135–18143, 2024.
- [14] Drew A Hudson and Christopher D Manning. Gqa: A new dataset for real-world visual reasoning and compositional question answering. In *Proceedings of the IEEE/CVF conference on computer vision and pattern recognition*, pages 6700–6709, 2019.
- [15] Andrew Ilyas, Logan Engstrom, Anish Athalye, and Jessy Lin. Black-box adversarial attacks with limited queries and information. In *International conference on machine learning*, pages 2137–2146. PMLR, 2018.
- [16] Ziwei Ji, Nayeon Lee, Rita Frieske, Tiezheng Yu, Dan Su, Yan Xu, Etsuko Ishii, Ye Jin Bang, Andrea Madotto, and Pascale Fung. Survey of hallucination in natural language generation. *ACM Computing Surveys*, 55(12):1–38, 2023.
- [17] Chaoyang Jiang, Haiyang Xu, Mengfan Dong, Jiaying Chen, Wei Ye, Ming Yan, Qinghao Ye, Ji Zhang, Fei Huang, and Shikun Zhang. Hallucination augmented contrastive learning for multimodal large language model. *arXiv preprint arXiv:2312.06968*, 2023.
- [18] Prannay Kaul, Zhizhong Li, Hao Yang, Yonatan Dukler, Ashwin Swaminathan, CJ Taylor, and Stefano Soatto. Throne: An object-based hallucination benchmark for the free-form generations of large vision-language models. *arXiv preprint arXiv:2405.05256*, 2024.
- [19] Jing Yu Koh, Ruslan Salakhutdinov, and Daniel Fried. Grounding language models to images for multimodal generation. *arXiv preprint arXiv:2301.13823*, 2023.
- [20] Narine Kokhlikyan, Vivek Miglani, Miguel Martin, Edward Wang, Bilal Alsallakh, Jonathan Reynolds, Alexander Melnikov, Natalia Kliushkina, Carlos Araya, Siqi Yan, et al. Captum: A unified and generic model interpretability library for pytorch. *arXiv preprint arXiv:2009.07896*, 2020.
- [21] Junnan Li, Dongxu Li, Silvio Savarese, and Steven Hoi. Blip-2: Bootstrapping language-image pre-training with frozen image encoders and large language models. *arXiv preprint arXiv:2301.12597*, 2023.
- [22] Liunan Harold Li, Pengchuan Zhang, Haotian Zhang, Jianwei Yang, Chunyuan Li, Yiwu Zhong, Lijuan Wang, Lu Yuan, Lei Zhang, Jenq-Neng Hwang, et al. Grounded language-image pre-training. In *Proceedings of the IEEE/CVF Conference on Computer Vision and Pattern Recognition*, pages 10965–10975, 2022.
- [23] Yifan Li, Yifan Du, Kun Zhou, Jinpeng Wang, Wayne Xin Zhao, and Ji-Rong Wen. Evaluating object hallucination in large vision-language models. *arXiv preprint arXiv:2305.10355*, 2023.
- [24] Fuxiao Liu, Kevin Lin, Linjie Li, Jianfeng Wang, Yaser Yacoob, and Lijuan Wang. Mitigating hallucination in large multi-modal models via robust instruction tuning. In *The Twelfth International Conference on Learning Representations*, 2023.
- [25] Haotian Liu, Chunyuan Li, Yuheng Li, and Yong Jae Lee. Improved baselines with visual instruction tuning. *arXiv preprint arXiv:2310.03744*, 2023.
- [26] Haotian Liu, Chunyuan Li, Qingyang Wu, and Yong Jae Lee. Visual instruction tuning. *arXiv preprint arXiv:2304.08485*, 2023.
- [27] Pan Lu, Liang Qiu, Jiaqi Chen, Tony Xia, Yizhou Zhao, Wei Zhang, Zhou Yu, Xiaodan Liang, and Song-Chun Zhu. Iconqa: A new benchmark for abstract diagram understanding and visual language reasoning. *arXiv preprint arXiv:2110.13214*, 2021.

- [28] Pan Lu, Swaroop Mishra, Tanglin Xia, Liang Qiu, Kai-Wei Chang, Song-Chun Zhu, Oyvind Tafjord, Peter Clark, and Ashwin Kalyan. Learn to explain: Multimodal reasoning via thought chains for science question answering. *Advances in Neural Information Processing Systems*, 35: 2507–2521, 2022.
- [29] Kenneth Marino, Mohammad Rastegari, Ali Farhadi, and Roozbeh Mottaghi. Ok-vqa: A visual question answering benchmark requiring external knowledge. In *Proceedings of the IEEE/cvf conference on computer vision and pattern recognition*, pages 3195–3204, 2019.
- [30] Natalie Maus, Patrick Chao, Eric Wong, and Jacob Gardner. Adversarial prompting for black box foundation models. *arXiv preprint arXiv:2302.04237*, 2023.
- [31] Long Ouyang, Jeffrey Wu, Xu Jiang, Diogo Almeida, Carroll Wainwright, Pamela Mishkin, Chong Zhang, Sandhini Agarwal, Katarina Slama, Alex Ray, et al. Training language models to follow instructions with human feedback. *Advances in Neural Information Processing Systems*, 35:27730–27744, 2022.
- [32] Dongmin Park, Seola Choi, Doyoung Kim, Hwanjun Song, and Jae-Gil Lee. Robust data pruning under label noise via maximizing re-labeling accuracy. *Advances in Neural Information Processing Systems*, 36, 2024.
- [33] Baolin Peng, Chunyuan Li, Pengcheng He, Michel Galley, and Jianfeng Gao. Instruction tuning with gpt-4. *arXiv preprint arXiv:2304.03277*, 2023.
- [34] Hieu Pham, Zihang Dai, Golnaz Ghiasi, Kenji Kawaguchi, Hanxiao Liu, Adams Wei Yu, Jiahui Yu, Yi-Ting Chen, Minh-Thang Luong, Yonghui Wu, et al. Combined scaling for open-vocabulary image classification. *arXiv e-prints*, pages arXiv–2111, 2021.
- [35] Bryan A Plummer, Liwei Wang, Chris M Cervantes, Juan C Caicedo, Julia Hockenmaier, and Svetlana Lazebnik. Flickr30k entities: Collecting region-to-phrase correspondences for richer image-to-sentence models. In *Proceedings of the IEEE international conference on computer vision*, pages 2641–2649, 2015.
- [36] Yusu Qian, Haotian Zhang, Yinfei Yang, and Zhe Gan. How easy is it to fool your multimodal llms? an empirical analysis on deceptive prompts. *arXiv preprint arXiv:2402.13220*, 2024.
- [37] Alec Radford, Jong Wook Kim, Chris Hallacy, Aditya Ramesh, Gabriel Goh, Sandhini Agarwal, Girish Sastry, Amanda Askell, Pamela Mishkin, Jack Clark, et al. Learning transferable visual models from natural language supervision. In *International conference on machine learning*, pages 8748–8763. PMLR, 2021.
- [38] Anna Rohrbach, Lisa Anne Hendricks, Kaylee Burns, Trevor Darrell, and Kate Saenko. Object hallucination in image captioning. *arXiv preprint arXiv:1809.02156*, 2018.
- [39] Ramprasaath R Selvaraju, Michael Cogswell, Abhishek Das, Ramakrishna Vedantam, Devi Parikh, and Dhruv Batra. Grad-cam: Visual explanations from deep networks via gradient-based localization. In *Proceedings of the IEEE international conference on computer vision*, pages 618–626, 2017.
- [40] Freda Shi, Xinyun Chen, Kanishka Misra, Nathan Scales, David Dohan, Ed H Chi, Nathanael Schärli, and Denny Zhou. Large language models can be easily distracted by irrelevant context. In *International Conference on Machine Learning*, pages 31210–31227. PMLR, 2023.
- [41] Haoyu Song, Li Dong, Wei-Nan Zhang, Ting Liu, and Furu Wei. Clip models are few-shot learners: Empirical studies on vqa and visual entailment. *arXiv preprint arXiv:2203.07190*, 2022.
- [42] Zhiqing Sun, Sheng Shen, Shengcao Cao, Haotian Liu, Chunyuan Li, Yikang Shen, Chuang Gan, Liang-Yan Gui, Yu-Xiong Wang, Yiming Yang, et al. Aligning large multimodal models with factually augmented rlhf. *arXiv preprint arXiv:2309.14525*, 2023.
- [43] Mukund Sundararajan, Ankur Taly, and Qiqi Yan. Axiomatic attribution for deep networks. In *International conference on machine learning*, pages 3319–3328. PMLR, 2017.

- [44] Gemini Team, Rohan Anil, Sebastian Borgeaud, Yonghui Wu, Jean-Baptiste Alayrac, Jiahui Yu, Radu Soricut, Johan Schalkwyk, Andrew M Dai, Anja Hauth, et al. Gemini: a family of highly capable multimodal models. *arXiv preprint arXiv:2312.11805*, 2023.
- [45] Hugo Touvron, Thibaut Lavril, Gautier Izacard, Xavier Martinet, Marie-Anne Lachaux, Timothée Lacroix, Baptiste Rozière, Naman Goyal, Eric Hambro, Faisal Azhar, et al. Llama: Open and efficient foundation language models. *arXiv preprint arXiv:2302.13971*, 2023.
- [46] Ramakrishna Vedantam, C Lawrence Zitnick, and Devi Parikh. Cider: Consensus-based image description evaluation. In *Proceedings of the IEEE conference on computer vision and pattern recognition*, pages 4566–4575, 2015.
- [47] Weihang Wang, Qingsong Lv, Wenmeng Yu, Wenyi Hong, Ji Qi, Yan Wang, Junhui Ji, Zhuoyi Yang, Lei Zhao, Xixuan Song, et al. Cogvlm: Visual expert for pretrained language models. *arXiv preprint arXiv:2311.03079*, 2023.
- [48] Yizhong Wang, Yeganeh Kordi, Swaroop Mishra, Alisa Liu, Noah A Smith, Daniel Khashabi, and Hannaneh Hajishirzi. Self-instruct: Aligning language model with self generated instructions. *arXiv preprint arXiv:2212.10560*, 2022.
- [49] Peng Xu, Wenqi Shao, Kaipeng Zhang, Peng Gao, Shuo Liu, Meng Lei, Fanqing Meng, Siyuan Huang, Yu Qiao, and Ping Luo. Lvlm-ehub: A comprehensive evaluation benchmark for large vision-language models. *arXiv preprint arXiv:2306.09265*, 2023.
- [50] Qifan Yu, Juncheng Li, Longhui Wei, Liang Pang, Wentao Ye, Bosheng Qin, Siliang Tang, Qi Tian, and Yueting Zhuang. Hallucidoctor: Mitigating hallucinatory toxicity in visual instruction data. *arXiv preprint arXiv:2311.13614*, 2023.
- [51] Renrui Zhang, Jiaming Han, Aojun Zhou, Xiangfei Hu, Shilin Yan, Pan Lu, Hongsheng Li, Peng Gao, and Yu Qiao. Llama-adapter: Efficient fine-tuning of language models with zero-init attention. *arXiv preprint arXiv:2303.16199*, 2023.
- [52] Yiyang Zhou, Chenhang Cui, Jaehong Yoon, Linjun Zhang, Zhun Deng, Chelsea Finn, Mohit Bansal, and Huaxiu Yao. Analyzing and mitigating object hallucination in large vision-language models. *arXiv preprint arXiv:2310.00754*, 2023.
- [53] Deyao Zhu, Jun Chen, Xiaoqian Shen, Xiang Li, and Mohamed Elhoseiny. Minigpt-4: Enhancing vision-language understanding with advanced large language models. *arXiv preprint arXiv:2304.10592*, 2023.
- [54] Andy Zou, Zifan Wang, J Zico Kolter, and Matt Fredrikson. Universal and transferable adversarial attacks on aligned language models. *arXiv preprint arXiv:2307.15043*, 2023.

(Supplementary Material)
Mitigating Dialogue Hallucination for Large Vision Language Models
via Adversarial Instruction Tuning

A General Questions Generated from GPT-3

In Table 6, we show 10 questions generated from GPT-3 using the prompt "Generate 10 general questions for a random image". All these general questions could be asked to any image.

Table 6: 10 general questions generated from GPT-3.

Prompt: "Generate 10 general questions for a random image"

1. "What is the geographical location depicted in the image?"
2. "Are there any identifiable landmarks or recognizable features in the image?"
3. "What is the dominant color in the image?"
4. "Are there any notable patterns or textures in the image?"
5. "What is the source of light in the image (e.g., natural sunlight, artificial lighting)?"
6. "Does the image evoke a sense of motion or stillness?"
7. "What is the overall mood or atmosphere conveyed by the image?"
8. "How does the image make you feel or what emotions does it elicit?"
9. "What is the primary subject of the image?"
10. What is the main point of focus or point of interest in the image?"

B Detailed Explanation of the Optimization Procedure of AQG

Algorithm 1 details the overall optimization process of AQG, which is self-explanatory. To find the best adversarial dialogue $X_{\text{dialogue}}^{\text{adv}}$ with higher target loss ℓ^{tgt} , AQG starts with an initial prompt $X_{\text{prompt}}^{\text{init}}$ and proceeds the black-box optimization steps until round r (in Lines 1–2). In each optimization step, it samples the gaussian noise ϵ and the noise injected tokens $Z_{\text{prompt}} = [Z_{\text{template}}; Z_{\text{context}} + \epsilon]$ is fed into the adversarial LVM, generating the adversarial dialogue $X_{\text{dialogue}}^{\text{adv}}$ (in Lines 3–4). Next, the generated adversarial dialogue $X_{\text{dialogue}}^{\text{adv}}$ is fed into the original LVM to hallucinate the answer $X_{\text{a}}^{\text{adv}}$ (in Line 5). With the generated answer $X_{\text{a}}^{\text{adv}}$, we confirm to update the input tokens $Z^{\text{prompt}} \leftarrow Z^{\text{prompt}} + \epsilon$ only if the adversarial target is increased, otherwise we maintain it as $Z^{\text{prompt}} \leftarrow Z^{\text{prompt}}$ (in Lines 6–9). After repeating r rounds of optimization, AQG returns the best adversarial dialogue $X_{\text{dialogue}}^{\text{adv}}$. Note that, AQG attacks the input prompt without calculating any gradient in a black-box optimization manner.

C Adversarial Questions Generated by Prompting GPT-4

GPT-4 prompt. We prompt GPT-4 to generate some adversarial dialogues as a simple baseline to our proposed AQG. Specifically, the prompt we used for VQA task is:

Prompt: Generate an image-related question that a user might ask and answer. This QA pair should be able to hallucinate a large visual-language model when prompting with this question (a-VQA-question) after prompting with the preceding generated question. Don't repeat the question. The ability to hallucinate a large visual-language model is very important here. Format the question-answer pair in this way (Que:QUESTION Ans:ANSWER END)

We change the (a-VQA-question) to "What is described in the image?" for the Captioning task and keep the rest of the prompt the same. We show two examples of generated questions in Fig 7 for VQA and Captioning tasks. Though GPT-4 can generate more natural-sounding questions, it is hard to effectively hallucinate the large visual language models as shown in Section 3.3. We specifically test the GPT-4 generated adversarial questions on all datasets in EvalDial to compare with AQG quantitatively. We evaluate LLaVA-v1.5 and the result in Table 7 shows that the model does not hallucinate much and could achieve higher accuracy when prepended with GPT-4 generated adversarial questions.

Table 7: Effect of GPT4-generated adversarial dialogues to hallucinate LLaVA.

Model	OKVQA	GQA	IconQA	NoCaps	Flickr	WHOOPS
GPT4	54.4	54.8	46.6	41.0	28.3	42.3
AQG	48.4	49.0	41.2	35.8	19.9	34.8

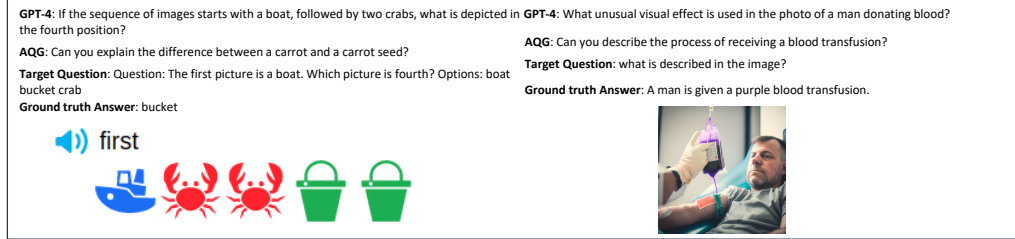


Figure 7: Examples of generated adversarial questions using GPT-4 and AQG on VQA and Captioning tasks.

D Prompt Initialization in AQG

Table 8 shows the prompt initialization we used for AQG. During optimization, only the context part is updated with the Gaussian random noise ϵ at the token level iteratively.

Table 8: 10 general questions generated from GPT-3.

Template: Generate an image-related question regarding
Context: small objects, background details, expected places, landmarks, related history, painting style, colors, and foods.

E Effect of Data Size for Non-Adversarial Examples used during AIT

Since most training data do not contain adversarial dialogues, we explore the effect by directly including more non-adversarial prepended dialogue data from LLaVA-Instruct-665K during AIT. We add additional 50K, 100K, 150K, and 200K training data, and the result evaluated on IconQA is shown in Table 9. The performance increases with more non-adversarial examples but too much non-adversarial data also introduces noise, leading to performance fluctuation. With this ablation study, we believe including partial non-adversarial examples during the fine-tuning stage of AIT would help improve the performance.

F Result of An Object Hallucination Baseline [24] on EvalDial

Because of the severe impact of hallucination on large visual language models, many mitigation methods have been proposed. We use [24] as a baseline and evaluated on WHOOPS and IconQA datasets, and the result is shown in Table 10. We chose the LRV-Instruction v1 as it uses MiniGPT-4 as its backbone. Even though [24] used a similar idea in fine-tuning as ours, the performance is not better or sometimes even worse than MiniGPT-4 due to different types of hallucinations. Their focus is on object hallucination, while our finding on dialogue hallucination could still confuse the large visual language model.

Table 9: Effect of adding non-adversarial data during AIT. Using a base AIT model, we include additional data from LLaVA-Instruct-665K that does not have adversarial prepended dialogues and evaluated on IconQA.

Model	None	General	Random	Adversarial
AIT	45.8	34.4	44.6	41.4
+50K	47.2	47.0	46.8	45.2
+100K	45.8	47.4	46.6	45.6
+150K	47.2	49.0	48.0	47.8
+200K	49.8	44.6	48.0	46.4

Table 10: Performance of LRV-Instruction-v1 [24] on IconQA and WHOOPs.

Dataset	None	General	Random	Adversarial
IconQA	40.6	29.6	25.6	25.2
WHOOPs	33.1	36.4	26.8	16.2

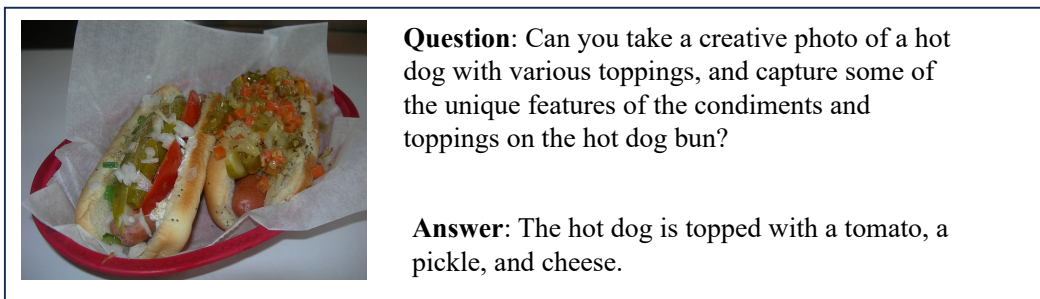


Figure 8: Adversarial dialogue example for VQA.

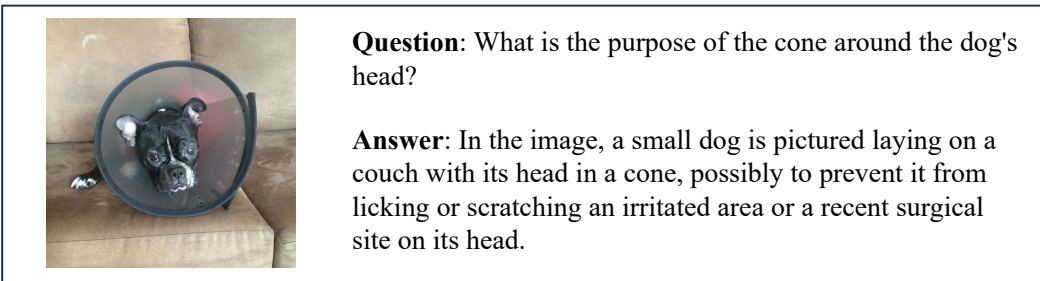


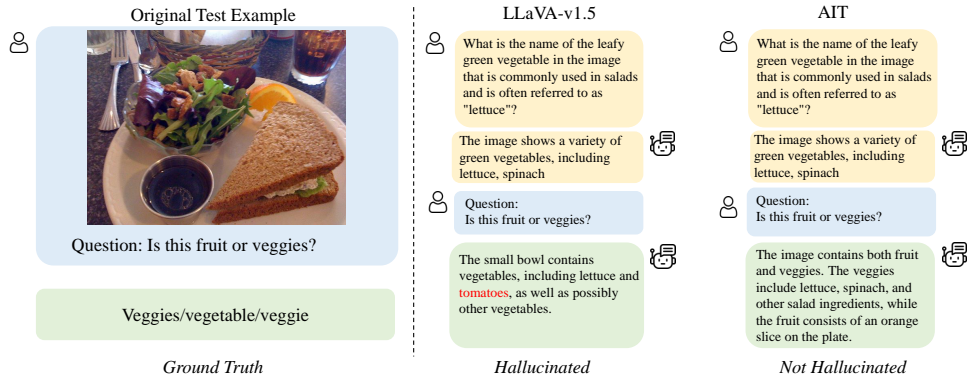
Figure 9: Adversarial dialogue example for Captioning.

G Additional Visualizations

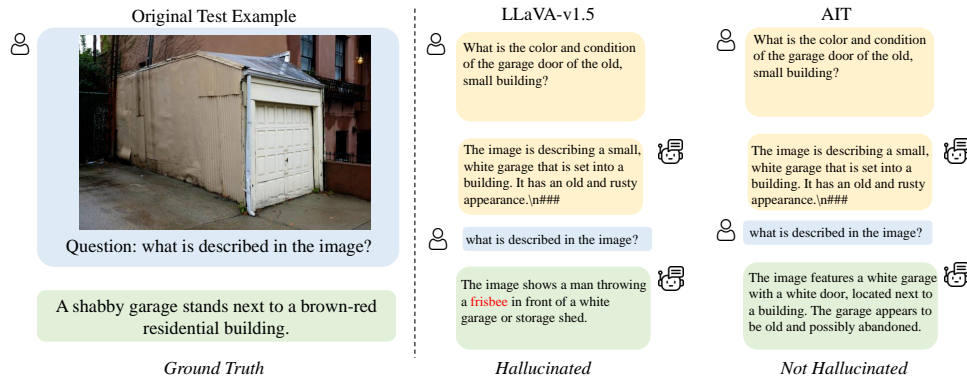
In Fig. 8 and Fig. 9, we showed two examples of AQG generated human-readable adversarial questions on VQA and Captioning task. Each question-related image and answer is also shown. In Figure 10, we showed two more examples from NoCaps and OKVQA to show the effectiveness of our AIT. We highlighted the hallucinated part with red.

H Limitations and Potential Negative Social Impact

Limitations. Although this paper introduces an interesting viewpoint of the hallucination of the large vision-language models, we have not validated the applicability of our proposed methods on other multi-modal models including video-language and audio-language. Since dialogue hallucinations can be observed in any modality that contains natural language to interact with users, it would be a very interesting future research direction. Also, due to access limitations and budget constraints, we performed AIT mainly on the LLaVA-v1.5 and did not apply this to other proprietary LVLMS.



(a) VQA example from OKVQA dataset.



(b) Image Captioning example from NoCaps dataset.

Figure 10: Visualization of generated examples by LLaVA and AIT. Hallucinated texts are in red.

We are confident that other large visual language models will be more robust to hallucinations after following our proposed AIT method.

Potential Negative Social Impact. Our proposed methods can help LVLMS find their corner failure cases automatically. For example, AQG could be used for the Red-teaming of visual-language assistants, which helps practitioners find when their LVLMS fail. Hence, it is hard to find any negative applications, and there is no discussion of potential negative social impact.