

# Exploiting Hatred by Targets for Hate Speech Detection on Vietnamese Social Media Texts

Cuong Nhat Vo<sup>1,2</sup>, Khanh Bao Huynh<sup>1,2</sup>, Son T. Luu<sup>1,2\*</sup>,  
Trong-Hop Do<sup>1,2</sup>

<sup>1</sup>University of Information Technology, Ho Chi Minh City, Vietnam.

<sup>2</sup>Vietnam National University, Ho Chi Minh City, Vietnam.

\*Corresponding author(s). E-mail(s): [sonlt@uit.edu.vn](mailto:sonlt@uit.edu.vn);

Contributing authors: [19520440@gm.uit.edu.vn](mailto:19520440@gm.uit.edu.vn);

[19520625@gm.uit.edu.vn](mailto:19520625@gm.uit.edu.vn); [hoptd@uit.edu.vn](mailto:hoptd@uit.edu.vn);

## Abstract

The growth of social networks makes toxic content spread rapidly. Hate speech detection is a task to help decrease the number of harmful comments. With the diversity in the hate speech created by users, it is necessary to interpret the hate speech besides detecting it. Hence, we propose a methodology to construct a system for targeted hate speech detection from online streaming texts from social media. We first introduce the ViTHSD - a targeted hate speech detection dataset for Vietnamese Social Media Texts. The dataset contains 10K comments, each comment is labeled to specific targets with three levels: clean, offensive, and hate. There are 5 targets in the dataset, and each target is labeled with the corresponding level manually by humans with strict annotation guidelines. The inter-annotator agreement obtained from the dataset is 0.45 by Cohen's Kappa index, which is indicated as a moderate level. Then, we construct a baseline for this task by combining the Bi-GRU-LSTM-CNN with the pre-trained language model to leverage the power of text representation of BERTology. Finally, we suggest a methodology to integrate the baseline model for targeted hate speech detection into the online streaming system for practical application in preventing hateful and offensive content on social media.

**Keywords:** hate speech detection, target detection, bert, deep neural networks, online streaming, social texts

# 1 Introduction

Toxic content and harmful speech are now very popular on the Internet. With the growth of social network users, toxic content will continue to spread rapidly. There are several definitions of detrimental content on social networks such as hate speech, deceptive news, cyberbullying, abusive and toxic language, and sarcasm [1]. To decrease the number of toxic comments and harassment posts, social network moderators need help from computers by using them as automatic detectors to identify which content is toxic. Fortuna and Nunes [2] defined hate speech as violence that attacks and expresses hatred toward a group of people based on their ethnic origin, nationality, religion, and gender even in subtle or rumor form. In this paper, we use the hate speech detection term because the comments in our research show individual hostility toward others.

There are several attempts at the hate speech problem for Vietnamese social networks, such as the VLSP-HSD Shared Task 2019 [3], the ViHSD [4] and the ViCTSD [5] datasets. These works are valuable in constructing and evaluating the computer machine learning model to automatically identify toxic comments on social media space. Besides, the author in [6] introduces a solution for hate speech detection on social networks by the streaming approach using the online streaming platform, which helps the system process for real-time processing. However, the research just focuses on the classification task, which means the output that is hate or not hate is based on the whole comments. According to [7], it is difficult to capture the abuse and hateful content because users tend to replace the harmful words with more benign phrases and use subtle forms to prevent the detection. Thus, the challenge for the hate speech detection model is to exploit the hateful content, including not only the hateful action represented in the text but also the aimed target to increase the accuracy of classification models. In addition, measuring the public attitudes toward a specific target through the comments from social network media will help to understand more about the social phenomenon, and help solve the issues in social science [8]. Moreover, from the output people not only to find whether these comments are hate speech or not but also want to interpret the specific targets that hateful comments are aimed at. Therefore, in this paper, we provide new datasets named ViTHSD that help to interpret hate speech in the comments.

Inheriting from the hate speech detection definition from [3], hate speech contains two main components: the target and the hate content aimed at the target. Our new dataset is focused on the targets in each comment, and each target will have a level to measure the hateful meaning. Thus, the task of identifying the target hate speech detection is denoted as below:

- **Input:** A comments from social network.
- **Output:** A list contains the terms *target#level*, where *target* indicates the target mentioned in the comments, and the *level* determines the level of hate.

From the definition above, the targets used in our new dataset include individuals, groups, religions, and politics. There are three levels: clean, offensive, and hate. The meaning and explanation of those targets and levels are shown in Section 3. We called

this task the targeted hate speech detection task, which is similar to the aspect-based sentiment analysis (ABSA). To solve this task, we first construct a new dataset for targeted hate speech detection on Vietnamese texts. We use the available text comments data from the ViHSD dataset [4] and manually annotate the new labels with detailed annotation guidelines and strict annotation procedures. After the data creation process, we have a dataset with 10K comments and 5 different targets with 4 levels of hate speech. Then, we use the multi-label text classification approach to solve the task. To build the model for identification targets and their level of hate speech, we use the Bi-GRU-LSTM-CNN [9] model, which achieves good performance in the VLSP2019 share task about Hate speech detection [3]. Besides, to leverage the power of BERTology models in text representation, we proposed a baseline that combines the BERTology models with the Bi-GRU-LSTM-CNN to enhance the accuracy of the model for the targeted hate speech detection task. To evaluate the performance between models, we separate the main task into two small tasks: only target detection and the target with level detection and evaluation with the Precision, Recall, and F1-score metrics [10]. Finally, we suggest a methodology to integrate the baseline model for targeted hate speech detection into the online streaming system for detecting hateful comments from social platforms by leveraging real-time data processing tools such as Spark Streaming and Apache Kafka for processing real-time comments coming from live stream videos on Youtube.

Overall, our main contributions to this paper are:

- First, we introduce a new dataset for targeted hate speech detection on Vietnamese social media texts with 10K human-annotated comments to train and evaluate the model. The dataset is manually annotated with strict guidelines and explicit procedures to ensure objectivity in labels.
- Second, we propose a baseline model for targeted hate speech detection on social media texts based on the multi-label text classification task. We choose the BERTology approach [11] because they perform well on the social text according to the benchmark from [12].
- Third, we propose a solution to process real-time comments from social live-stream platforms. We also test our proposed system on a real-time streaming video to evaluate its efficiency and show potential applications for future usage.

Our paper is structured as follows. Section 2 shows previous works and attempts on the hate speech detection problems in Vietnamese and other low-resource languages. Section 3 introduces our dataset, including the data creation process, data annotation guidelines, and data statistical information. Next, Section 4 illustrates our proposed method to build the classification model for the targeted hate speech detection task and the real-time comments processing techniques. Then, Section 5 shows our empirical results and error analysis to find the advantages and disadvantages of the current model. Section 6 describes the execution evaluation and practical results of the targeted hate speech detection model in the online streaming system. Finally, Section 7 concludes our works and proposes further research.

## 2 Related Works

In Vietnamese, the VLSP-HSD comes from the VLSP2019 Shared Task, the earliest work for Vietnamese Hate Speech Detection. Each comment in the VLSP-HSD has one of three labels: CLEAN, OFFENSIVE, and HATE. Following this work, Luu et al. [4] increase the number of comments to construct a large-scale dataset with 33,400 comments and also provide a strict annotation scheme to assure the quality of labeled data. In addition, the ViHOS [13] is a new dataset that can identify the position of hate speech in the comments by character. This dataset opens a new task that extracts hateful terms from comments of users instead of just classifying them as hate or not. In general, those datasets have not focused on the targets aimed in the comments. Hence, our new dataset - the ViTHSD concerned about what is mentioned in the comments and the level of hatefulness aimed at. Overall, Table 1 shows the comparison between available datasets for Vietnamese Hate Speech Detection. Besides those mentioned datasets in Table 1, we would like to introduce other available datasets for Vietnamese toxic and cyberbullying detection on social media sites. For example, the UIT-ViCTSD [5] is a large-scale dataset used for the constructive and toxic speech detection on Vietnamese News texts, and the UIT-ViOCD [14] dataset is used for complaint detection on E-commerce websites. Apart from Vietnamese, several datasets are used for targeted hate speech detection in other low-resource languages, such as the dataset provided by Ousidhoum et al. [15] and Albadi et al. [16] on the Abrabic, the L-HSAB dataset [17] and the dataset provided by AbdelHamid et al. [18] for Levantine, the dataset provided by Ibrohim and Burdi [19] on Indonesian, and the Hatexplain dataset [20] for English. From those datasets, it can be seen that the inter-annotator agreement score is just in the moderation score. For example, the Hatexplain dataset [20] obtained 0.46 by Krippendorff *alpha* and the dataset by Ousidhoum et al. [15] obtained only 0.202 by Krippendorff *alpha*. This indicates the challenge in the annotation procedure when constructing the dataset.

**Table 1:** Comparison of different hate speech datasets for the Vietnamese language

Dataset	Labels	Total Size	Target Labels	Rationales
VLSP-HSD (2019) [3]	Hate Speech, Offensive, Normal	20,345	No	No
ViHSD (2021) [4]	Hate Speech, Offensive, Normal	33,400	No	No
ViHOS (2023) [13]	Hate Speech, Offensive, Normal	11,065	No	Yes
<b>ViTHSD (Ours)</b>	Labels for five different aspects	10,000	Yes	No

Luan et al. [12] take a particular investigation about the SOTA methods applied to Vietnamese social text, including monolingual and multilingual BERTology. This work proposed SMCTE - a benchmark evaluation framework. However, SMCTE can apply for the multi-class classification task only, which cannot be suitable for our task on targeted detection by multi-label classification. However, the configurations of BERTology models used in this project are helpful for our methods. Besides, the Bi-GRU-LSTM-CNN [9] achieved the highest results for the hate speech detection

and job prediction tasks [21]. This is an ensemble model that combines three different layers including the convolutional, the Bi-LSTM, and Bi-GRU to enhance the feature extraction module for natural language text. However, this approach is used for the multi-class classification task, which cannot directly apply to our problem. Instead, the BERT model fine-tuned for the Aspect-based sentiment analysis (ABSA) task proposed by Dang et al. [22] is appropriate for our task. Therefore, we fine-tune the BERT architecture based on the work in [22] with different BERTology models as shown in [12] for the targeted hate speech detection task, and combine BERTology with the Bi-GRU-LSTM-CNN to construct a model for automatically detecting targets and hateful level in human texts.

Finally, Khanh et al. [23] proposed an online streaming system for detecting hate speech comments with efficient data-processing steps to improve the performance of the classification models based on the ViHSD dataset [4]. Besides, Vo et al. [6] and Doan et al. [24] proposed a real-time streaming system on social platforms in Vietnam such as Facebook and YouTube to detect hateful online comments. However, these two works are applied based on the ViHSD [4] and the VLSP-HSD [3] datasets, which cannot be applied to the targeted hate speech problem. Hence, based on the system architecture proposed by two previous works, we construct a new system that can treat the online streaming comments and automatically detect hate speech comments at the target level.

### 3 The dataset

The primary goal of this section is to offer comprehensive insights into the different strategies that we have implemented to annotate the dataset, the data that we have relied upon to enable meaningful analysis, and the evaluation methodology that we have employed to ensure the validity and reliability of our findings. Additionally, we will provide a detailed exposition of the evaluation methodology utilized to assess the accuracy and robustness of our detection system. This rigorous evaluation process would facilitate our models’ refinement and improve the system’s performance, leading to a higher degree of efficacy in detecting instances of hate speech.

#### 3.1 Annotation Procedure

**Data source:** Our dataset is derived from the ViHSD data, a study that aimed to identify hate speech on Vietnamese social media. The Vietnamese Hate Speech Detection dataset (ViHSD) [4] is a human-annotated dataset developed to automatically detect hate speech on social networks. This dataset comprises over 30,000 comments, each labeled as CLEAN, OFFENSIVE, or HATE. We removed comments that contained links, images, or videos that did not provide any information, selecting over 10,000 comments for the annotation process. However, we retained emoticons in the text since they could contain essential information for annotators.

**Annotation guidelines:** The ViTHSD dataset comprises four labels, namely HATE, OFFENSIVE, CLEAN, and NORMAL, pertaining to five different targets. Even though a comment may contain multiple targets in ViTHSD, the degree of hate or abuse involved can vary for each target. Table 2 describes the definitions and

examples of each hatred level. The principal objective of the annotation process is to identify the groups that are being targeted by hate speech in the comments and determine the extent of hostility directed towards those communities. To ensure that the labeling process is facilitated, we decided to base the selection of target groups on the characteristics of the dataset. We included five targets based on individuals (1), groups (2), religion/creed (3), race/ethnicity (4), and politics (5). The details of those targets are described below:

- **Individuals** which is Hate speech based on the identities of individuals can be attacked on elements of physical disability, sexual orientation, etc. This is one of the most popular attack methods on Vietnamese social networks, often expressed in sentences containing names or personal pronouns in the Vietnamese language. According to a report by Vietnam Digital 2021, 53% of Vietnamese internet users have experienced online harassment, with 21% of them experiencing hate speech [4]. These types of personal attacks are commonly referred to as cyberbullying and cyberaggression [25]. For example:

*Comment 1:* Thứ ngu như m nói chuyện mất thời gian...đi học lại mẫu giáo đi (English: Talking to a stupid like you is wasting time.). Comment 1 contains the phrase *stupid*, which means *ngu* referring to an individual as having an intellectual disability is considered an insult to persons who may have a cognitive or intellectual disability. The term "*ngu*" is often used in this context to imply that the individual is deficient in some way and, as a result, is inferior to others in terms of cognitive abilities or intelligence. The use of such pejorative language can be highly offensive and hurtful toward people with disabilities, and it is frequently regarded as a form of hate speech that reinforces damaging stereotypes and biases directed toward individuals based on their perceived abilities and differences.

- **Groups** which is Hate speech can target groups or organizations, along with personal attacks. This is one of the most common forms of attack on social networks in Vietnam and one of the most common types of content. As discussed by Parikh et al. [26], hate speech commonly takes the form of discriminatory attacks and disregard towards women. **Sexism** and **misogyny** are two introduced concepts, where Sexism refers to discrimination based on gender that mainly affects women, while misogyny refers to hatred or deep hatred for women. Non-governmental organizations (NGOs) are often the target of hate speech. For example:

*Comment 2:* Đm chúng mày. (English: F\*cking you guys). Comment 2 includes the term *chúng mày*, a compound word commonly used in Vietnamese to refer to a group of people as equal or inferior, often used to display either contempt or intimacy. When used in conjunction with the phrase *Đm*, it signifies disdain in this particular context.

- **Religion/creed** which is hate speech can target individuals based on their religious affiliation or beliefs. This is often referred to as "religious hate speech". In addition, hate speech can also target individuals according to their creed, which

includes their beliefs or faith, and this is also considered a form of hate speech that promotes intolerance and divisive attitudes [27]. For example:

*Comment 3: tiên tri xàm.* (English: Prophet speaks nonsense). Comment 3 contains the phrase *speaks nonsense*, which means *xàm*. By using this phrase, the commenter is effectively dismissing the prophet's teachings as baseless or irrational, suggesting a lack of respect for the religious views held by the prophet and their followers. Such comments can be seen as a form of hate speech that seeks to belittle and denigrate individuals based on their religious beliefs and can be harmful and offensive to those targeted.

- **Race/ethnicity** which is hate speech targets individuals or groups based on their race or ethnicity. It's a form of discriminatory behavior that can be very hurtful and offensive. This type of hate speech is often used to marginalize and oppress individuals based on their physical characteristics, such as the color of their skin, their facial features, their height, and other characteristics. Through the use of derogatory language and the spread of negative stereotypes, hate speech based on race perpetuates harmful attitudes toward individuals and particular communities, further reinforcing harmful biases and prejudices [28]. For example:

*Comment 4: Đạo không ăn quá sâu vào tiềm thức rồi. Xã hội đó không thể bắt kịp nền văn minh nhân loại nữa.* (English: Taoism is far too deeply embedded in the subconscious. That society was no longer capable of keeping up with human civilization.). Comment 4 contains a biased statement that is directed at *Taoism* and suggests that this religion has had a deep and lasting impact on the subconscious mind of the speaker. The speaker also implies that society at large has not kept pace with the development of human civilization because of the influence of this religion. Such comments can be considered a form of prejudice or discrimination because they seek to denigrate or belittle a particular religion, culture, or community without providing substantial or credible evidence.

- **Politics** which is hate speech is centered on political factors, including attacking governmental institutions, heads of state, and other related entities. Such speech is not only deeply hurtful and divisive but can have serious and far-reaching consequences for individuals, communities, and nations. For example:

*Comment 5: DM lữ tham quan bán nước.* (English: F\*ck the corrupt officials who sell the country.). In Comment 5, there is an offensive sentence that uses the word f\*ck and includes the phrase *lữ tham quan*, which means *the corrupt officials* about high-ranking government officials who engage in unethical practices. This statement conveys a strong sense of hostility towards these officials.

**Criteria for annotators:** After collecting data and developing an initial annotation procedure, the next step was to recruit annotators. In this research, the criteria for the selection of annotators are as follows: All of the annotators are native speakers of

**Table 2:** Definition of hatred level and examples

Label	Description	Example
NORMAL	Comments with content that is not related to the targets under consideration. There is no need to consider the comments containing offensive words, hate or not.	<b>Example 1:</b> Nhanh thực sự (English: It is really fast). This comment is thoroughly clean, contains no offensive or hate words, and attacks no one.
CLEAN	Comments should pertain to the discussed targets, without offensive or hateful language. Additionally, comments devoid of intention to insult the mentioned targets shall not be included.	<b>Example 2:</b> <person name> Mua được mấy cái siêu xe cho các con du học bên bên rồi:v (English: <person name> Bought some great cars for your kids to study abroad:v). This comment contains the noun "<person name>". However, it does not contain any word that is offensive or hateful.
OFFENSIVE	Comments have content related to the targets considered. Include words that are offensive or hateful, but content that does not have the intent to insult the targets mentioned in the comments.	<b>Example 3:</b> Dm cạn lời với bọn này (English: F*ck, I'm at a loss for words with these people.). This comment contains the phrase F*ck. However, its content is not intended to offend or be offensive to a specific target audience.
HATE	Comments have content related to the targets considered. Some exceptional cases happened with the HATE label: <b>Case 1:</b> Include words that are offensive or hateful, content that has the intent to offend the targets mentioned in the comments. <b>Case 2:</b> Do not include words that are offensive or hateful, but content that is intended to offend the targets mentioned in the comments. Often this content is of a figurative or metaphorical nature. It is difficult to identify these comments, as annotators are required to have broad knowledge and understanding in many areas.	<b>Example 3:</b> Đi tìm nó đánh chết mẹ nó luôn chị (English: Go find him and kill his mother too, sister.). The phrase <i>kill his mother</i> appears in this comment. This is an inflammatory phrase that can cause hatred and has the potential to threaten to cause anyone to feel unsafe. <b>Example 4:</b> Bán Nam bán Nữ (English: semi-male, semi-female.). No words expressing sarcasm or hatred, but content implies insulting targets, specifically people's sexual characteristics.

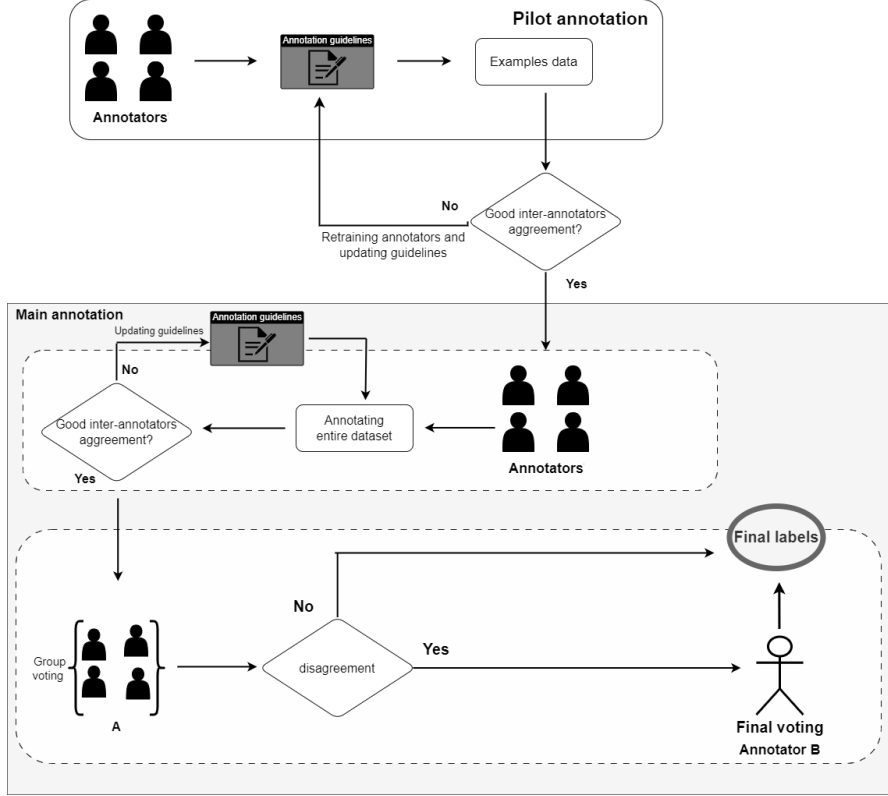
Vietnamese. They do not belong to any political party/organization. The annotators are from different regions and they have different religious beliefs. As the annotation of hate speech is highly subjective, this is done to reduce bias [27]. Based on these criteria, a group of students was hired for the annotation tasks, with a gender split of 0.25% women and 0.75% men.

### 3.2 Dataset Creation Steps

The dataset creation process began with a pilot annotation round, followed by the main annotation task. The main annotation task was inspired by the work of Mathew et al. [20]. Inter-annotator agreement (IAA) was computed using the Cohen Kappa index ( $k$ ) [29], and the final labels were selected using a majority voting algorithm [30]. Figure 5 displays the inter-annotator agreement between each annotating pair for each target. The dataset was generated using a two-stage process, as depicted in



Figure 1.



**Fig. 1:** Data annotation process for the ViTHSD dataset with  $k > 0.4$  is acceptable [31].

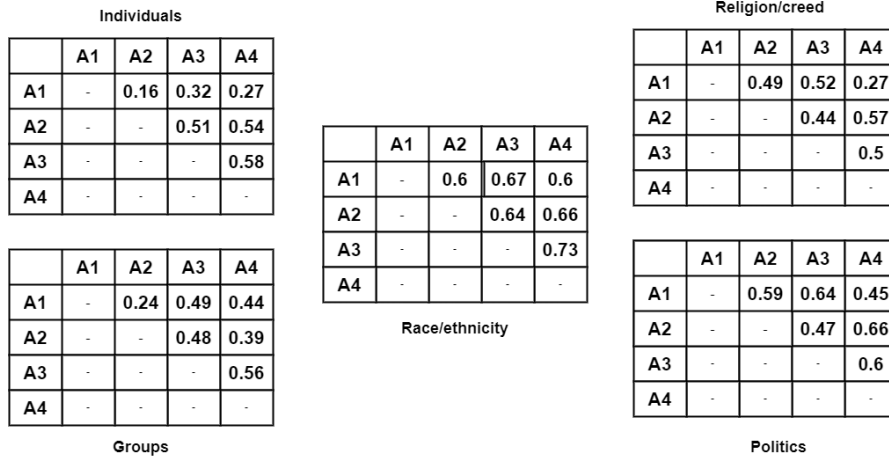
**Pilot annotation:** The pilot annotation phase gave annotators 100 comments to practice and become familiar with the task before the main annotation phase. Annotators needed to identify the target community and classify the level of hate or abuse for each aspect of the comments. Since a comment could have multiple targets, but different levels of hate/abuse for each one, examples and explanations were given for novice annotators to understand the labeling process better. The agreement between annotators was assessed using Landis [31], with  $k > 0.4$  considered moderate. If  $k < 0.4$ , we sought feedback from annotators on the annotation process to enhance our approach and update instructions for the main annotation task.

**Main annotation:** After completing the pilot annotation phase, we carefully evaluated the quality of our annotations and continued with the main annotation task. We divided into several rounds for classification and evaluation, in each round we will provide the annotator with about 1000 comments. Following the labeling process,

we evaluated the level of agreement between the annotators to gain insights into their collective comprehension and thought processes. The final label is decided by a majority vote of the annotators if  $k > 0.4$ , and the annotators engage in a thoughtful discussion to improve the labeling process and update guidelines to cultivate the best dataset if  $k < 0.4$ . Our final dataset comprises 10,000 comments, and we have observed a moderate agreement achieved through the Cohen-Kappa K-average metric ( $k = 0.45$ ) for agreement among the annotators in the dataset [31].

Using Landis criteria [31] to calculate inter-annotator agreement is a widely accepted practice in natural language processing and other fields that involve manual annotation. The Landis criteria, Cohen’s kappa coefficient [29] in particular, provide a reliable and valid measure of inter-annotator agreement. As stated in the original statement, a threshold of  $k > 0.4$  is considered moderately acceptable. If the inter-annotator agreement falls below the threshold of  $k < 0.4$ , feedback from the annotators may be necessary to identify and correct issues in the annotation process. Possible areas of concern include unclear instructions, inadequate annotation standards, differing interpretations of data, or insufficient training for annotators. In cases where there is no perfect inter-annotator agreement, a consensus approach to determining the final label is often necessary. Majority voting is suggested as a reliable method for determining the final label, particularly in situations where multiple raters are involved, or when the raters are not subject matter experts [32].

### 3.3 Inter-annotator agreement

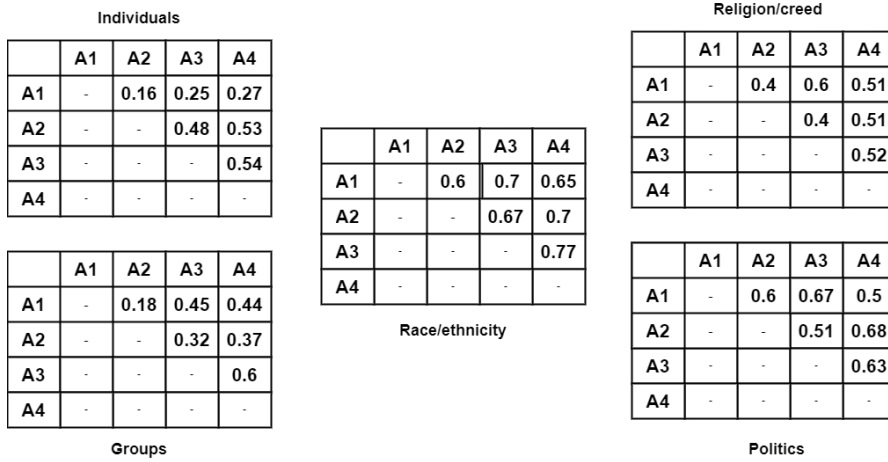


**Fig. 2:** The confusion matrix between the annotators in a set of 5000 comments in each target without levels, computed by the Cohen kappa index ( $k$ )

Cohen’s kappa ( $K$ ) [29], Fleiss’ kappa ( $K$ ) [33], and Krippendorff’s alpha [34] are commonly used metrics for measuring inter-annotator agreement. Cohen’s kappa and Fleiss’ kappa are Chance-Corrected Coefficients that evaluate agreement beyond the

chance level. These metrics provide a numerical measurement of agreement between annotators and help assess annotation reliability [32]. Fleiss’ kappa is preferred for more than two annotators since Cohen’s kappa only applies to two annotators. For the study, Cohen’s kappa was employed and calculated for every annotator pair on each target before being averaged across the entire dataset. Moreover, to evaluate the level of difficulty of the dataset, we computed the agreement among targets without levels to compare targets with levels.

Figures 2 and Figures 3 demonstrate the confusion matrix for comments between each pair of annotators. Table 3 exhibits the average agreement level attained by annotators for each goal and the complete dataset. The annotators had a high agreement on the *individuals* and *Politics* targets, while *Religion/Creed* received lower scores. The overall inter-annotator agreement Cohen’s Kappa average was 0.5 and 0.51 for the 5,000 and 10,000 datasets, respectively.



**Fig. 3:** The Cohen’s kappa index ( $k$ ) was used to compute the confusion matrix between annotators in a set of 10,000 comments for each target without levels.

**Table 3:** Cohen’s Kappa ( $k$ ) average for each aspect, without levels.

# Comments	Target					$k$
	individuals	Group	Religion/creed	Politics	Race/ethnicity	
5,000	0.4	0.43	0.47	0.57	0.65	0.5
10,000	0.37	0.4	0.49	0.6	0.68	0.51

We found significant variation in the average Cohen’s Kappa results for each aspect with levels. Table 4 shows the inter-annotator agreement analysis results for a dataset of 5,000 comments, indicating moderate agreement among annotators. The *Race/Ethnicity* target had the highest level of agreement, while *Religion/Creed* had

**Table 4:** Average Cohen’s Kappa ( $\bar{k}$ ) for each target have levels

# Comments	Target					$\bar{k}$
	individuals	Group	Religion/creed	Politics	Race/ethnicity	
5,000	0.41	0.43	0.33	0.41	0.48	0.41
10,000	0.53	0.41	0.33	0.57	0.4	0.45

the lowest. We also analyzed a larger dataset of 10,000 comments, which showed higher agreement levels among annotators than the smaller dataset. However, for the larger dataset, *individuals* and *Religion/Creed* targets had lower agreement scores compared to *Group* and *Race/Ethnicity*. Figures 4 and 5 provide clearer consensus between annotator pairs.

Individuals					Religion/creed				
	A1	A2	A3	A4		A1	A2	A3	A4
A1	-	0.26	0.41	0.29	A1	-	0.39	0.46	0.18
A2	-	-	0.48	0.47	A2	-	-	0.40	0.30
A3	-	-	-	0.56	A3	-	-	-	0.34
A4	-	-	-	-	A4	-	-	-	-

Race/ethnicity				
	A1	A2	A3	A4
A1	-	0.52	0.55	0.36
A2	-	-	0.55	0.39
A3	-	-	-	0.52
A4	-	-	-	-

Groups					Politics				
	A1	A2	A3	A4		A1	A2	A3	A4
A1	-	0.24	0.49	0.37	A1	-	0.26	0.41	0.29
A2	-	-	0.49	0.44	A2	-	-	0.48	0.47
A3	-	-	-	0.52	A3	-	-	-	0.56
A4	-	-	-	-	A4	-	-	-	-

**Fig. 4:** The Cohen’s kappa index ( $k$ ) was used to calculate the confusion matrix between the annotators on 5000 comments per target.

Analyzing the inter-annotator agreement shows that the annotators agree to a high degree when determining the aspect of a sentence. This suggests a shared understanding of the underlying themes commented upon. However, there was significant variability between annotators when assessing the level of hate within a given aspect. This variability was particularly evident for the *Religion/Creed* and *Race/Ethnicity* targets, suggesting that the perception of hate speech related to these two targets is more subjective and less consensual among annotators. These findings highlight the complexity of identifying and assessing hate speech, especially when the targets are related to sensitive issues such as ethnicity and religion.

### 3.4 Dataset Analysis

Table 5 illustrates the general statistics about the ViTHSD dataset. The vocabulary size is calculated by token level, and the average length is calculated by the total length

Individuals				
	A1	A2	A3	A4
A1	-	0.32	0.54	0.51
A2	-	-	0.57	0.54
A3	-	-	-	0.69
A4	-	-	-	-

Race/ethnicity				
	A1	A2	A3	A4
A1	-	0.32	0.55	0.45
A2	-	-	0.38	0.28
A3	-	-	-	0.43
A4	-	-	-	-

Religion/creed				
	A1	A2	A3	A4
A1	-	0.6	0.26	0.26
A2	-	-	0.31	0.37
A3	-	-	-	0.2
A4	-	-	-	-

Groups				
	A1	A2	A3	A4
A1	-	0.14	0.52	0.49
A2	-	-	0.36	0.32
A3	-	-	-	0.61
A4	-	-	-	-

Politics				
	A1	A2	A3	A4
A1	-	0.46	0.61	0.53
A2	-	-	0.6	0.55
A3	-	-	-	0.67
A4	-	-	-	-

**Fig. 5:** The Cohen’s kappa index ( $k$ ) was used to calculate the confusion matrix between the annotators on 10000 comments per target.

of comments divided by the number of comments in each set. From Table 5, it can be seen that the train set has the biggest vocabulary size. However, the development (dev) set has the highest average length value, which means that the comments in the development set seem longer than the train and dev sets. In contrast with the average length, the vocabulary size in the dev set is lower than the two remains.

**Table 5:** Overview statistic about the ViTHSD dataset

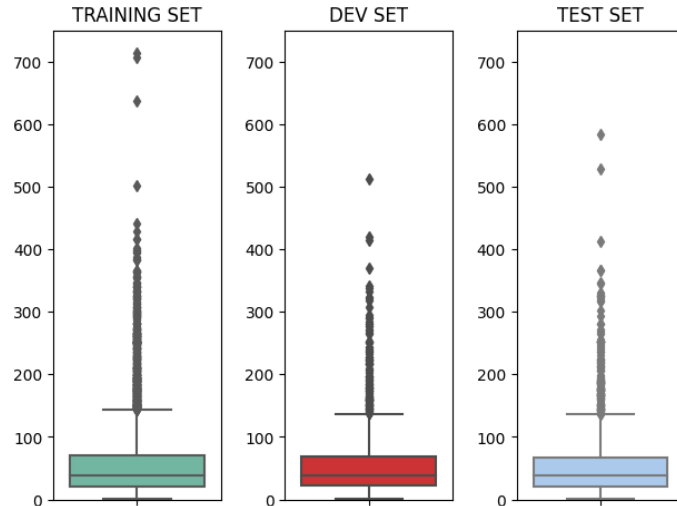
	train	dev	test
<b>Num. comments</b>	7,000	1,201	1,800
<b>Vocab. size</b>	12,701	4,547	5,684
<b>Avg. length</b>	57.33	58.23	55.54

On the other hand, we also conduct a statistical analysis of the comments length distribution on the training, development, and test sets. Table 6 shows the statistical information about the length of comments on those three sets. Besides, Figure 6 illustrates the boxplot graph according to the information from Table 6.

**Table 6:** Statistical information about the length distribution on the training, development, and test sets of the ViTHSD

	Train	Dev	Test
<b>Min</b>	1	1	1
<b>25%</b>	21	22	21
<b>Median</b>	38	38	38
<b>75%</b>	70	68	67
<b>Max</b>	714	512	583

According to Figure 6, the median length of comments in the three sets is the same, which is 38 according to Table 6. Also, the training, development, and test sets have a minimum length of comments equal to 1. However, the maximum length of comments in the three sets is not the same. The training set has the highest maximum length of comments, which is 714 while the development set has the lowest maximum length of comments, which is 512. In general, the three sets of the ViTHSD have the same length distribution.



**Fig. 6:** The distribution of length of comments on the training, development, and test sets of the ViTHSD

**Table 7:** Distribution of targets in each comment by the training, development, and test sets

Number of targets	Number of comments		
	<i>Train</i>	<i>Dev</i>	<i>Test</i>
0	883	154	225
1	3,228	560	838
2	2,586	437	672
3	269	41	51
4	31	8	14
5	3	1	0

Besides, Table 7 illustrates the distribution of the number of targets in each comment by the training, development, and test sets. It can be seen that most of the comments in the ViTHSD have one and two targets. The comments that have no target also take up a large proportion. Also, some comments have five targets, but the

amount is very few. Moreover, we explore the distribution of comments by each target as shown in Table 8. According to Table 8, most of the comments are concentrated on the *individuals* and the *group* target. The *religion/creed* has the least comments. It can be seen that most hate speech is mentioned about individuals or groups of people rather than about religion or politics.

**Table 8:** Distribution of comments by targets

	<b>Train</b>	<b>Dev</b>	<b>Test</b>
individuals	5,480	938	1398
groups	2,977	517	769
religion/creed	24	8	6
race/ethnicity	502	74	129
politics	363	57	89

**Table 9:** The number of levels by each target on the training, development, and test sets of the ViTHSD dataset

<b>Target</b>	<b>Train</b>			<b>Dev</b>			<b>Test</b>		
	<i>clean</i>	<i>offensive</i>	<i>hate</i>	<i>clean</i>	<i>offensive</i>	<i>hate</i>	<i>clean</i>	<i>offensive</i>	<i>hate</i>
individuals	2,480	1,169	1,831	454	189	295	618	324	456
groups	1,406	639	932	266	96	155	356	185	228
religion/creed	8	8	8	6	1	1	3	2	1
race/ethnicity	120	163	219	15	24	35	40	34	55
politics	37	81	245	4	11	42	10	21	58

**Table 10:** Example comments from the ViTHSD dataset

<b>#No</b>	<b>Comments</b>	<b>Labels</b>
1	<i>có học thức chỉ tiếc văn hoá quá kém ...ý thức thua cả một con chó (English: Educated but has bad behavior. Thinking and acting are worse than a dog)</i>	<i>[individuals#hate group#hate]</i>
2	<i>Đi cách ly chứ đâu phải đi du lịch (English: This is the quarantine, not a tour)</i>	<i>[individuals#clean group#clean]</i>
3	<i>quan trọng là dân dẻo tin vào chúng mày nữa chứ ko phải là sợ chúng mày lạm quyền trưng dụng (English: the important thing is that the people do not believe you instead of afraid your abuse of power for requisition)</i>	<i>[group#offensive politic#offensive]</i>
4	<i>Loạn hết cmn rồi . Hazz. (English: It is a f**king chaos. How bad the world is!!)</i>	<i>[individuals#offensive group#offensive]</i>
5	<i>Bán hàng vậy mà cũng có ng mua , vì đẹp bắt chấp nhục .Con này về miền bắc VN được đón tiếp nồng hậu lắm đây . (English: she sold like a sh*t, just aimed to interface but does not care about morals, but has many customers. This women will be warmly welcome in the North)</i>	<i>[individuals#hate race/ethnic#offensive]</i>

Finally, Table 9 illustrates the distribution of comments by level on each target. According to Table 9, the number of clean comments in the *individuals* and *group* is more than comments in offensive and hate levels. However, the difference between the clean and hate in those targets is not significant. In contrast, for *race/ethnicity* and *politics*, the number of comments in the hate level is dramatically higher than the two remaining levels. This shows the trends in the comments mentioned about politics and ethnicity that those comments often express hate feelings. Table 10 shows several example comments and their labels in the ViTHSD dataset.

## 4 Methodology

### 4.1 Baseline Models

We follow the system architecture in [22] to construct the baseline model for the targeted hate speech detection task. Figure 7 illustrates the fine-tuned BERT model for this task. According to the original work [22], we unfreeze the four last layers of BERT for training parameters. Then, the parameters from the BERT are passed to the dropout layer and spread the probability to the five Dense layers. These five Dense layers correspond to five targets in the dataset, including Individual, Group, Religion, Race, and Politics. On each target, there are four levels, including Normal, Clean, Offensive, and Hate (as described in Section 3). The predicted targets and relevant levels are which have the highest probability. To adapt the BERT for the Vietnamese language model, we used the pre-trained multilingual and monolingual BERTology as shown in Table 11.

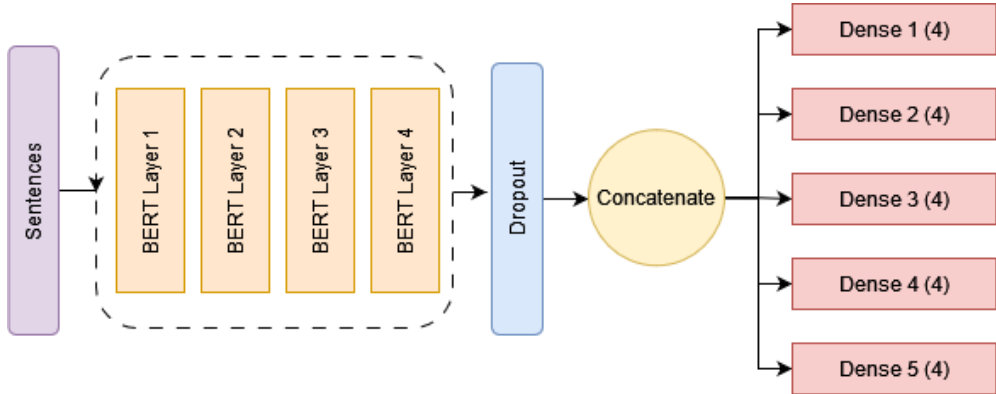


Fig. 7: The fine-tuned BERT model for the targeted hate speech detection

In addition, to enhance the ability of the model to extract valuable features from the texts for hate speech detection, we combine the Bi-GRU-LSTM-CNN [9] with the pre-trained BERTology. Figure 8 shows our proposed model architecture for targeted hate speech detection, which is a modification of the original Bi-GRU-LSTM-CNN model [9]. First, we replace the embedding layer with the pre-trained BERT layers to

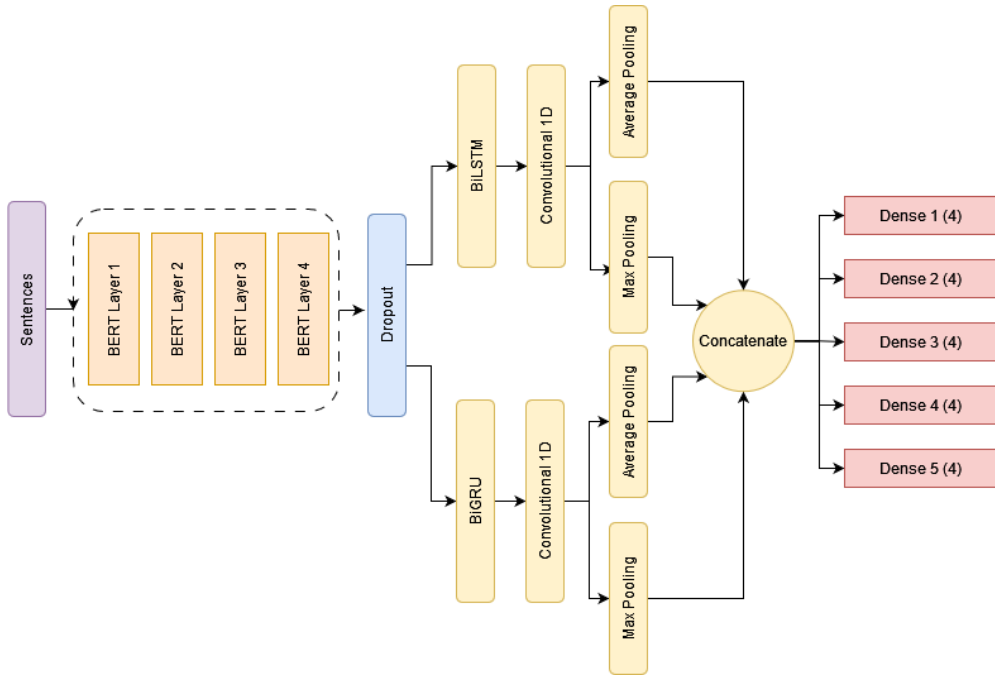


**Table 11:** Pre-trained BERTology models

Model	Pre-trained	# parameters
BERT[35]	bert-base-multilingual-cased	179M
XLM-R[36]	xlm-roberta-base	279M
PhoBERT[37]	phobert-base	135M
VELECTRA[38]	velectra-base-discriminator-cased	110M
ViSoBERT[39]	uitnlp/visobert	97M

take advantage of BERT as a robust language model for text representation. Then, for the last layer, we use five Dense layers instead to treat the distribution of probability within five targets. For each target, there are four levels of hate speech.

For the pre-trained BERTology models, as mentioned in Table 11, we choose the model which has the highest performance to construct the prediction model for the online streaming system (as described in Section 4.2). Our empirical results of each model are illustrated in Section 5.



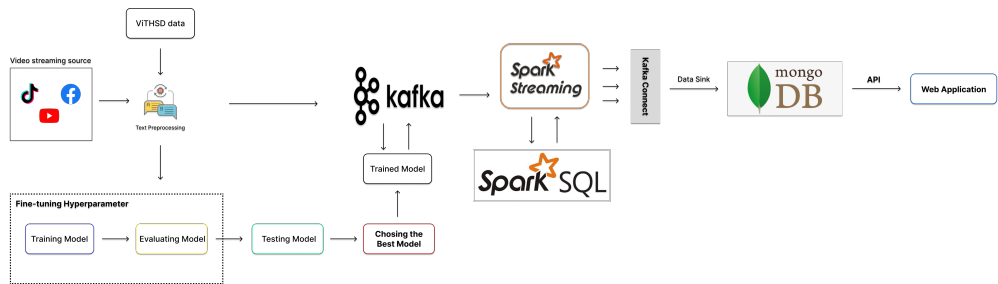
**Fig. 8:** The fine-tuned BERT model combined with the Bi-GRU-LSTM-CNN models

## 4.2 Online Streaming System

Various real-time data processing methods and systems have been introduced, such as the data streaming process by Nagarajan et al.[40] and the real-time processing of Twitter tweets using Spark Streaming [41]. Rengarajan et al. [42] has also presented a

streaming pipeline design for big data with Kafka [43]. Studies have been done on real-time streaming systems to detect hate speech in Vietnamese. For example, Long-An Doan et al. [24] used machine learning and big data technology to detect hate speech in Vietnamese YouTube comments. Another study, by Khanh Q. Tran et al. [23], developed a novel hate speech detection model that combines a pre-trained PhoBERT model and a Text-CNN model and uses EDA techniques to improve classification performance. To sum up the paradigm for constructing a system that can process on real-time stream of data, Dinh et al. [44] proposed a scalable framework that includes four main components. First is the crawling modules that collect real-time text comments from social networks. Then, these text comments are pre-processed to create clean text. Next, the cleaned data is fitted to the classification model, which has been trained and evaluated before, to make the prediction labels. Finally, to deliver valuable information to the end-users, the prediction results are visualized on a real-time dashboard.

However, all of these systems are constructed for the multiclass classification, which is inadequate for the task of targeted hate speech detection (as described in Section 1). Inheriting previous works on constructing real-time Hate Speech Detection systems, we introduce a system capable of recognizing real-time streaming video comments from social media platforms. It works by processing comments as they are posted and flagging comments that show signs of hate speech. The system detects not only offensive language, but also the objects and aspects that users mention, and the level to which they mention them.



**Fig. 9:** System Architecture for the Detection of Vietnamese Hate Speech from Video Streams on Social Media in Vietnam

**Streaming Processing System:** Data streaming, which is necessary for processing large amounts of live data, involves the continuous collection of real-time data from multiple sources. Social networking platforms such as Facebook, YouTube, and TikTok are some of the most common sources of such data. Real-time data streaming approaches such as Apache Kafka, and Spark Streaming are commonly used for this. We focus on implementing Spark Streaming [41] for data streaming in this article.

**Input data:** Our focus is on processing comments from live videos, which requires the system to crawl data based on the video’s ID.

**Main model:** Data pre-processing and hate speech detection on the collected data.

**Output data:** The list comprises terms in the format *target#level*, where *target* refers to the target entity mentioned in the comments, and *level* indicates the severity level of hate speech detected concerning the target.

**Data pre-processing:** Fig 9 offers a system architecture overview for detecting Vietnamese hate speech. Sections 3 and 4 discuss the process of building the ViTHSD data set, model training, and criteria used to select the best model. To account for noisy data present in social platform input, especially streaming video, we implement a data preprocessing process to enhance the dataset’s quality and extract valuable features. Our process is based on the two-phase data preprocessing method of Khanh Q. Tran et al. [23].

**Main process:** Data is first pre-processed and normalized to ensure that it is in a consistent format. This data is then fed into Kafka topics, which are a distributed messaging system that allows for real-time data streaming. The data in the Kafka topics is then consumed by a trained model, which uses it to generate predictions. The predictions are then organized and presented by Spark Streaming, which is a real-time processing framework. SparkSQL queries and displays the data, while Kafka Connect sinks the predictions into MongoDB, a document database. This allows for the predictions to be queried and used to build applications, enabling real-time analytics and data mining.

## 5 Performance Results and Discussion

### 5.1 Evaluation Metrics

The targeted hate speech detection is categorized as a multi-label task, which is similar to the ABSA task. Hence, we refer to the evaluation metrics from the VLSP 2018 shared task about sentiment analysis [10], including Precision, Recall, and F1-score. According to [10], we measure the performance of models by two phases: the target and the target with polarity. Let P is the predicted target and T be the true target. The precision, recall, and F1-score are computed as shown in Equation 1, Equation 2, and Equation 3 respective.

$$Precision = \frac{|P \cap T|}{|P|} \quad (1)$$

$$Recall = \frac{|P \cap T|}{|T|} \quad (2)$$

$$F1 = 2 * \frac{Precision * Recall}{Precision + Recall} \quad (3)$$

For the target with level evaluation, the P and T are the tuples of the target level instead. The precision, recall, and F1-score are the same as in Equation 1, Equation 2, and Equation 3.

### 5.2 Empirical Results

Table 12 illustrates the results of machine learning models on the ViTHSD test set for the two tasks: target prediction only and the full of target and levels. The empirical

results show that the XLM-R model shows better results than other BERTology models and the Bi-GRU-LSTM-CNN model on both target and *target#level* detections. For target detection, the XLM-R model achieved 71.62% by F1 score and 50.84% by F1-score for the target with level detection. Besides, for the monolingual models on the Vietnamese language, the ViSoBERT achieved the best results on both target and *target#level* detection, which are 70.10% for target detection and 51.12% for the *target#level* detection. It can be seen that for the *target#level* task, ViSoBERT is better than XLM-R, while its result is slightly lower than XLM-R on the target detection task.

On the other hand, the BERTology models show robustness performance in comparison with the original Bi-GRU-LSTM-CNN model on both tasks. Instead, the performance of the XLM-R - Bi-GRU-LSTM-CNN is slightly higher than the XLM-R and ViSoBERT, which is 72.01% by F1 score for the target prediction and 51.74% by F1 score for the *target#level* task. The ViSoBERT when combined with Bi-GRU-LSTM-CNN (ViSoBERT - Bi-GRU-LSTM-CNN) does not obtain the improvement in comparison with the ViSoBERT only. However, the ViSoBERT - Bi-GRU-LSTM-CNN achieved higher results than XLM-R - Bi-GRU-LSTM-CNN on the *target#level* detection task by Recall metric.

**Table 12:** Empirical results of baseline models on the dataset

Model	F1 score	Precision	Recall	F1 score	Precision	Recall
	<i>Target only</i>			<i>Target + level</i>		
Bi-GRU-LSTM-CNN	65.73	67.18	64.33	46.65	47.66	45.68
m-BERT	67.83	68.51	67.15	47.15	47.26	47.03
<b>XLM-R</b>	<b>71.62</b>	<b>74.50</b>	<b>68.96</b>	<b>50.84</b>	<b>52.33</b>	<b>49.44</b>
PhoBERT	69.87	73.42	66.65	50.33	52.24	48.55
VELECTRA	67.87	70.84	65.13	46.58	48.20	45.06
<b>ViSoBERT</b>	70.10	71.53	68.73	<b>51.12</b>	51.77	<b>50.49</b>
<b>XLM-R - Bi-GRU-LSTM-CNN</b>	<b>72.01</b>	<b>75.26</b>	<b>69.02</b>	<b>51.74</b>	<b>53.68</b>	<b>49.93</b>
<b>ViSoBERT - Bi-GRU-LSTM-CNN</b>	69.49	71.37	67.70	51.16	52.23	<b>50.14</b>

In conclusion, according to Table 12, the BERTology models show the robust ability for the target hate speech detection task. The XLM-R, which is a multilingual pre-trained model, obtained the best results on the ViTHSD dataset for the target detection task. In contrast, the ViSoBERT, which is a monolingual pre-trained model on Vietnamese social media texts, achieved the best results on the ViTHSD dataset for the *target#level* detection task. Besides, our proposed model, which combined the XLM-R with the Bi-GRU-LSTM-CNN, showed the best result on the ViTHSD on both tasks. However, from the empirical results in Table 12, there is a large gap between the target detection and the target with level detection task, indicating the challenge of constructing models for the target with level prediction task on the ViTHSD dataset. Compared to two monolingual pre-trained models for Vietnamese texts including

PhoBERT and VELECTRA, the ViSoBERT performance on the ViTHSD dataset is better than the two models.

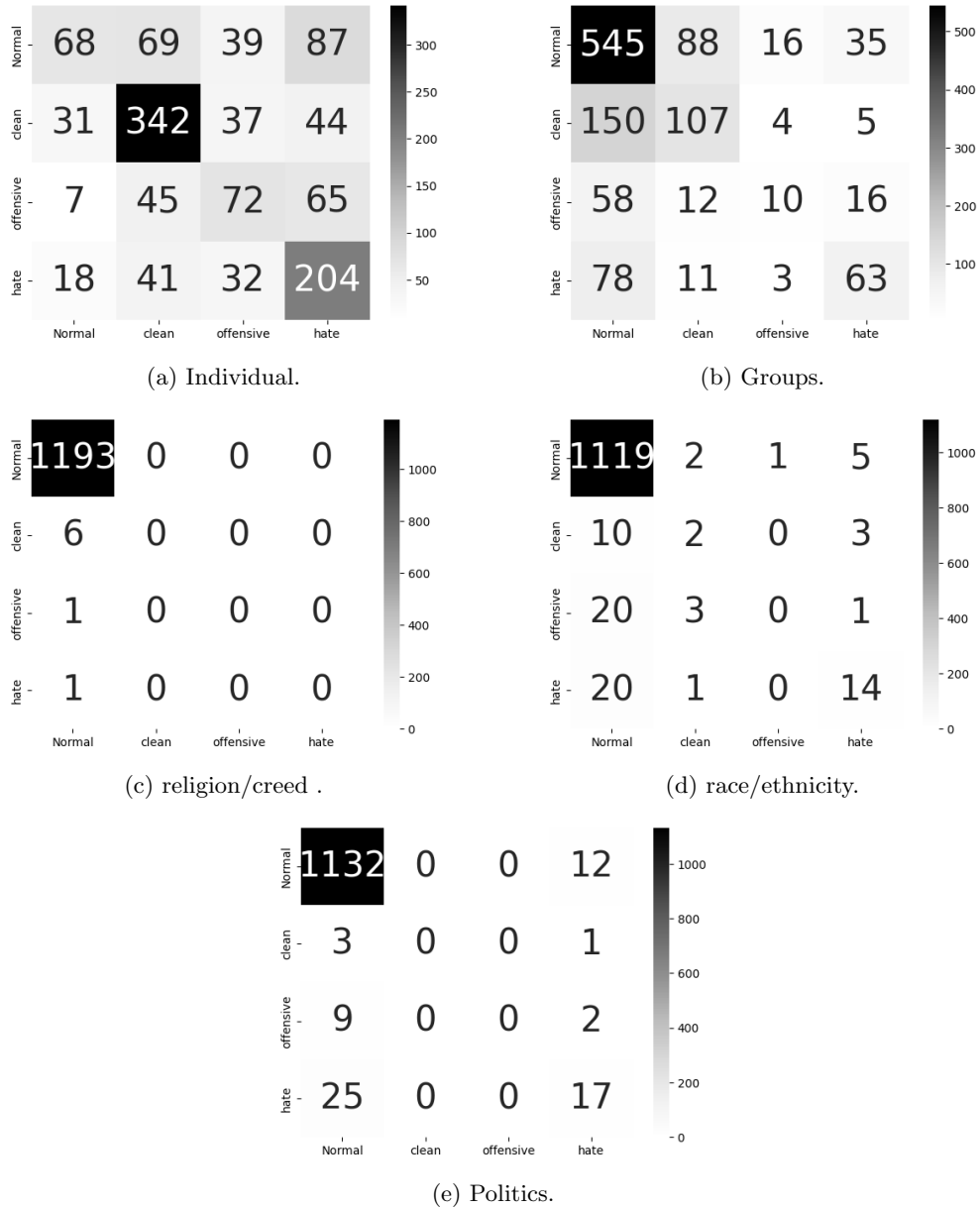
### 5.3 Error Analysis and Discussion

Figure 10 displays the Confusion Matrix of the XLM-R - Bi-GRU-LSTM-CNN model on the development dataset of the ViTHSD dataset. As for individual aspects of the dataset, the model predicts that most comments labeled as hateful are actually just normal comments. Moving on to the group aspect, normal comments are wrongly classified by the classifier as either clean or hateful. In terms of other aspects of the dataset, the majority of labels were accurately predicted, despite some normal comments being misclassified as either hateful or offensive. Overall, it can be seen that the imbalance in the dataset between targets affects the performance of the classification model. For the religion target, the results completely fell into the class normal, and no correct results for the clean, offensive, and hate labels. Hence, this shows that the model could not give the correct prediction for this target because of the limitation of data for training (see Table 9). Besides, with the race/ethnicity target, the classification model tends to give the prediction of clean and hate although the number of correct predictions is minor compared to the normal labels. Also in this target, the number of correct hate predictions is larger than clean although it does not give any correct prediction for the offensive label. For the political target, it is shown that most of the correct predictions are in the hate label and no correct prediction on clean and offensive. This indicates the trends in the classification model that it mostly returns hate labels when the target race/ethnicity and politics are detected.

**Table 13:** Wrong prediction samples on the development dataset of the ViTHSD dataset

#	Comments	Predict	True
1	Dm (English: F*ck you)	individual#offensive politics#Hate	individual#Offensive groups#Offensive
2	Như cl luôn =)) (English: Same as c*nt =))	individual#normal groups#offensive	individual#offensive groups#offensive
3	Hành kinh < tên quốc gia> đi, chung lòng cứu quốc... (English: Soldiers of <country name's>, marching onward United in determination to save the nation)	race/ethnicity#clean	race/ethnicity#hate
4	Xin hỏi nhà tiên tri.sau đợt dịch này bọn 3/// liệu có bị tiệt chủng không (English: Esteemed Prophet, after this pandemic, is it possible that 3/// will meet its end?)	individual#clean religion/creed#normal	individual#hate religion/creed#offensive
5	Giáo án cc gì đây (English: What is the cc lesson plan?)	groups#normal	groups#hate

In addition, Table 13 shows incorrect predictions by the XLM-R - Bi-GRU-LSTM-CNN cased model. Comments 1, 2, and 5 include slang and abbreviations frequently used by Vietnamese social media users, like "Dm," "cl," and "cc." What's peculiar



**Fig. 10:** Confusion matrix of XLM-R - Bi-GRU-LSTM-CNN model on development dataset of the ViTHSD dataset on each target. The Normal label indicates that the target has no mention.

here is that when these words stand alone, they express a negative sentiment, as in comment 1, where "Dm" is particularly offensive. However, the level of offense varies

depending on the context in which they are used, as in comments 2 and 5. These special words confused the model and misclassified them from offensive or hateful to normal. Additionally, comments 3, and 4 have acronyms and words with covert connotations. "Hành kinh" and "3///" have ambiguous interpretations leading to the model's erroneous classification. From the five samples, the incorrect predictions are due to the lexicon problem in social media text where the language is diverse and acronyms, slang, and code-mixing are used by social media users. Therefore, it is necessary to have a lexicon normalization [45] application in social media texts for pre-processing before fitting into the model. Furthermore, from the error analysis, we found the difficulty of classification comes from the deep meaning hidden between text about the target and holder entities mentioned in the sentence. This is the essential feature to detect the correct target in the hateful comments, which is currently the drawback of our model on the minority target due to the imbalance in the dataset. One of the potential approaches to improve the identification of the target in the sentence is the othering language embedding [46], which computes the semantic distances of the part-of-speech (POS) features in the sentence to retrieve the correct target of hatred language. Finally, we hope that the large language modeling will help to solve the problem of deep contextual and implicit reasoning in the hateful text when it is pre-trained on social media texts for Vietnamese. This will help to improve the accuracy of the targeted hate speech detection task.

## 6 Online Streaming Results

### 6.1 Execution Evaluation on Streaming Data

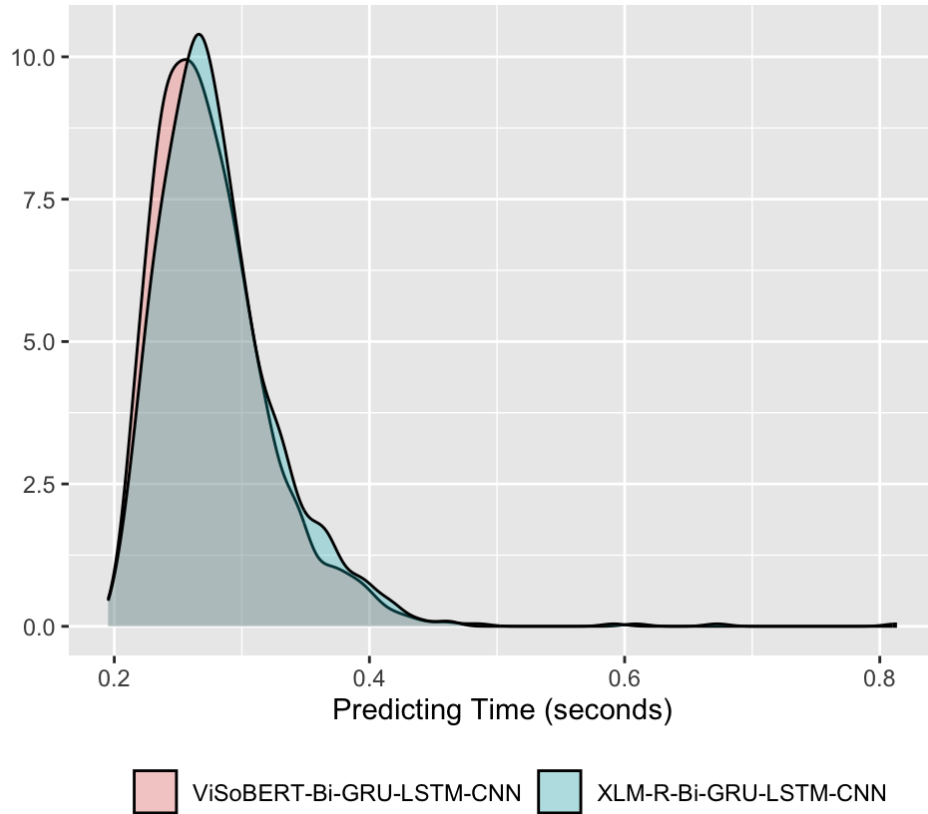
We investigate the performance of XLM-R-Bi-GRU-LSTM-CNN and the ViSoBERT-R-Bi-GRU-LSTM-CNN on a streaming system to measure the efficiency of both models in a practical real-time application. We integrate two models into the streaming systems to predict about 1,000 comments coming from YouTube live streaming in real time. Then we measure the time execution for predicting each comment of each model. Table 14 shows the statistical information in time execution for each model, and Figure 11 illustrates the distribution of time execution for each comment of both XLM-R-Bi-GRU-LSTM-CNN and ViSoBERT-R-Bi-GRU-LSTM-CNN models. We run the experiments on the server with 16GB RAM, 50GB Disk SSD SATA 3, and 4 CPU Intel Core i5 (i5-8250U).

**Table 14:** Statistical information about prediction times and size of classification models on the streaming system. The time unit is milliseconds, and the size is Gigabyte (Gb)

Model	Min	25%	Median	Mean	75%	Max	Size
XLM-R	173.9	216.1	246.3	251.2	277.8	465.6	3.11
ViSoBERT	164.6	209.5	233.5	239.6	260.6	701.9	1.09
XLM-R-Bi-GRU-LSTM-CNN	201.2	249.1	272.6	281.4	303.2	672.6	3.18
ViSoBERT-Bi-GRU-LSTM-CNN	195.2	243.6	268.3	276.7	298.7	813.5	1.16

According to Table 14, it can be seen that the execution time of ViSoBERT and ViSoBERT-Bi-GRU-LSTM-CNN are significantly less than XLM-R and XLM-R-Bi-GRU-LSTM-CNN for about 10ms on average. Besides, the size of ViSoBERT is significantly less than XLM-R because has smaller parameters than XLM-R (as mentioned in Table 11). Also, the size of ViSoBERT-Bi-GRU-LSTM-CNN is lighter than XLM-R-Bi-GRU-LSTM-CNN.

Additionally, as shown in Figure 11, most of the comments predicted by the ViSoBERT-Bi-GRU-LSTM-CNN are faster than the XLM-R-Bi-GRU-LSTM-CNN. This is meaningful in the real-time prediction in online streaming systems, which help process a large amount of comments in a timely manner.



**Fig. 11:** Distribution of prediction time in the streaming system of XLM-R-Bi-GRU-LSTM-CNN and ViSoBERT-Bi-GRU-LSTM-CNN

Finally, ViSoBERT seems to be the best choice for constructing the real-time targeted hate speech detection system for online streaming comments since it has a

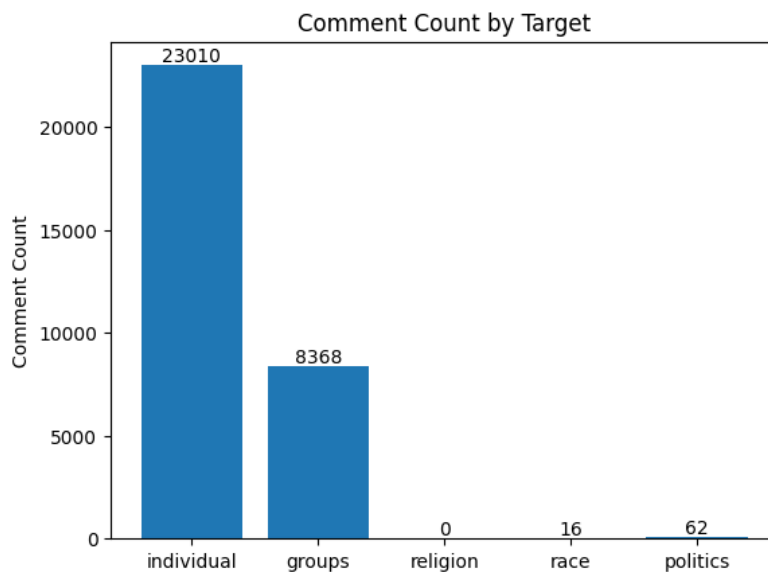


performance similar to the XLM-R for Vietnamese text with lighter parameters and faster processing.

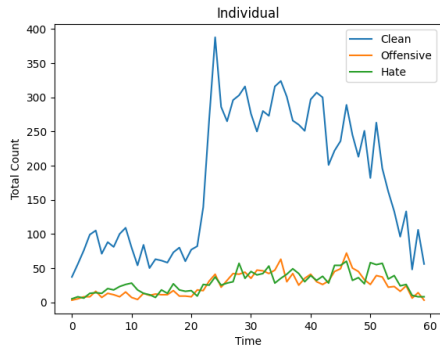
## 6.2 Targeted Hate Speech Detection with Streaming Data

We use our online detecting system to detect harmful comments from streaming videos on YouTube in 60 minutes. We collected a total of 15,307 comments during the streaming video. Then we statistic the number of detected labels of each target by one minute. According to Figure 12, most predicted comments mentioned individual and group targets. The number of comments aiming to *race/ethnicity* and *politics* targets are very few. Specifically, no comment about the *region* target is mentioned. Besides, the number of clean comments in the *individual* and *groups* is more than two remains, according to Figure 13. In general, the comments that are predicted as offensive and hateful do not change too much as the clean comments during the video streaming. In contrast, for the *race/ethnicity* target, the clean, offensive, and hate labels change dramatically in 60 minutes of streaming video. For the *politics* target, the system seems to predict comments in the streaming video as hate.

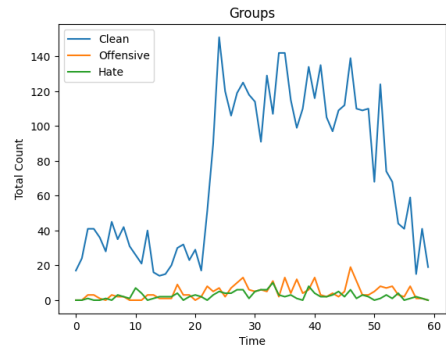
Overall, from these preliminary results, we would like to show the application of our system in practice. However, due to the limitation of time as well as the computing resources, we could not test our system on other platforms at the same time. We hope our current results are the case study for the application of the proposed streaming system to detect harmful comments by targets on online social platforms.



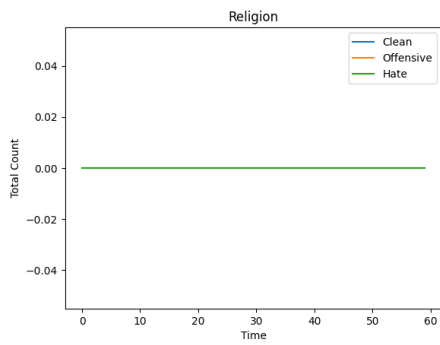
**Fig. 12:** Total comments contain hate speech types from our online detection system.



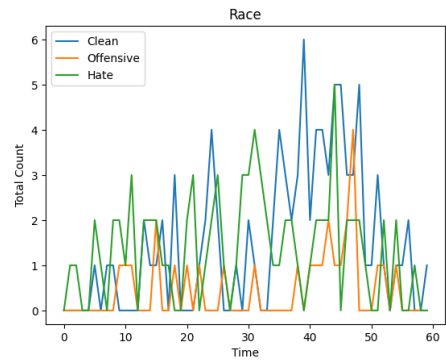
(a) Individual.



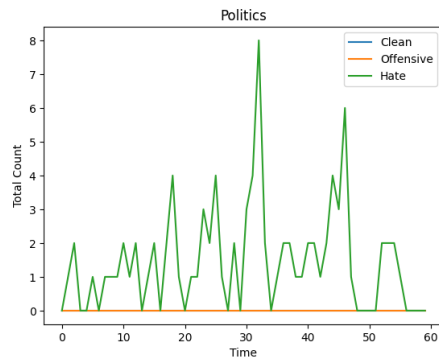
(b) Groups.



(c) religion/creed .



(d) race/ethnicity.



(e) Politics.

**Fig. 13:** Results of detected targets by our online detection system.

## 7 Conclusion and Future Work

In this paper, we have built a new dataset called ViTHSD to detect targeted hate speech in Vietnamese texts. The dataset comprises 10,000 comments manually annotated by humans across five targets: Individual (1), Group (2), Religion/creed (3), Race/Ethnicity (4), and Politics (5). Each target includes four levels of hate: NORMAL, CLEAN, OFFENSIVE, and HATE, except NORMAL which indicates no specific target. We implemented a comprehensive annotation process, from annotator selection to consensus evaluation methodology. The ViTHSD dataset has a moderate level of inter-annotator agreement, measured by the Cohen-Kappa K-average metric ( $k=0.45$ ). We assess multiple aspects of hate speech detection by testing several state-of-the-art models on this dataset. The XLM-R Bi-GRU-LSTM-CNN model achieves the best performance, with a Macro F1 score of 72.01% for the Target task only and 51.74% for the Target task with a level. Besides, the ViSoBERT - a monolingual pre-trained model on Vietnamese social texts, obtained better performance than XLM-R with fewer parameters and less time execution. Additionally, we have successfully constructed a streaming architecture that runs smoothly and demonstrated its functionality through a continuous 60-minute video stream.

Challenges such as vocabulary inconsistencies in social media texts, which include diverse languages, acronyms, slang, and mixed codes, result in inaccurate predictions. Addressing low-accuracy models will be a significant challenge going forward. Our error analysis revealed that developing a system capable of recognizing offensive language on social networks in Vietnam is incredibly challenging. Furthermore, a shortage of resources to evaluate the system at a higher level presents a significant obstacle for us. We will persist in refining the dataset’s quality while investigating system upgrades that can meet real-world application demands.

## Statements and Declarations

### Availability of supporting data

The dataset will be published for research purposes. Please contact the corresponding author for data inquiry.

### Competing interests

The authors declare that they have no competing interests.

### Funding

This research was supported by The VNUHCM-University of Information Technology’s Scientific Research Support Fund.

## References

- [1] Gongane, V.U., Munot, M.V., Anuse, A.D.: Detection and moderation of detrimental content on social media platforms: current status and future directions.

- [2] Fortuna, P., Nunes, S.: A survey on automatic detection of hate speech in text. *ACM Comput. Surv.* **51**(4) (2018) <https://doi.org/10.1145/3232676>
- [3] Vu, X.-S., Vu, T., Tran, M.-V., Le-Cong, T., Nguyen, H.: Hsd shared task in vlsp campaign 2019: Hate speech detection for social good. *arXiv preprint arXiv:2007.06493* (2020)
- [4] Luu, S.T., Nguyen, K.V., Nguyen, N.L.-T.: A large-scale dataset for hate speech detection on vietnamese social media texts. In: *Advances and Trends in Artificial Intelligence. Artificial Intelligence Practices: 34th International Conference on Industrial, Engineering and Other Applications of Applied Intelligent Systems, IEA/AIE 2021, Kuala Lumpur, Malaysia, July 26–29, 2021, Proceedings, Part I 34*, pp. 415–426 (2021). Springer
- [5] Nguyen, L.T., Van Nguyen, K., Nguyen, N.L.-T.: Constructive and toxic speech detection for open-domain social media comments in vietnamese. In: Fujita, H., Selamat, A., Lin, J.C.-W., Ali, M. (eds.) *Advances and Trends in Artificial Intelligence. Artificial Intelligence Practices*, pp. 572–583. Springer, Cham (2021)
- [6] Hong-Phuc Vo, H., Nguyen, H.H., Do, T.-H.: Online hate speech detection on vietnamese social media texts in streaming data. In: Dang, N.H.T., Zhang, Y.-D., Tavares, J.M.R.S., Chen, B.-H. (eds.) *Artificial Intelligence in Data and Big Data Processing*, pp. 315–325. Springer, Cham (2022)
- [7] Kwarteng, J., Perfumi, S.C., Farrell, T., Third, A., Fernandez, M.: Misogynoir: challenges in detecting intersectional hate. *Social Network Analysis and Mining* **12**(1), 166 (2022)
- [8] Chen, Y., Sack, H., Alam, M.: Analyzing social media for measuring public attitudes toward controversies and their driving factors: a case study of migration. *Social network analysis and mining* **12**(1), 135 (2022)
- [9] Van Huynh, T., Nguyen, V.D., Van Nguyen, K., Nguyen, N.L.-T., Nguyen, A.G.-T.: Hate speech detection on vietnamese social media text using the bi-gru-lstm-cnn model. *arXiv preprint arXiv:1911.03644* (2019)
- [10] Nguyen, H.T.M., Nguyen, H.V., Ngo, Q.T., Vu, L.X., Tran, V.M., Ngo, B.X., Le, C.A.: Vlsp shared task: Sentiment analysis. *Journal of Computer Science and Cybernetics* **34**(4), 295–310 (2019) <https://doi.org/10.15625/1813-9663/34/4/13160>
- [11] Rogers, A., Kovaleva, O., Rumshisky, A.: A primer in BERTology: What we know about how BERT works. *Transactions of the Association for Computational Linguistics* **8**, 842–866 (2020) [https://doi.org/10.1162/tacl\\_a\\_00349](https://doi.org/10.1162/tacl_a_00349)

- [12] Nguyen, L., Nguyen, K., Nguyen, N.: SMTCE: A social media text classification evaluation benchmark and BERTology models for Vietnamese. In: Proceedings of the 36th Pacific Asia Conference on Language, Information and Computation, pp. 282–291. De La Salle University, Manila, Philippines (2022). <https://aclanthology.org/2022.paclic-1.31>
- [13] Hoang, P.G., Luu, C.D., Tran, K.Q., Nguyen, K.V., Nguyen, N.L.-T.: ViHOS: Hate speech spans detection for Vietnamese. In: Proceedings of the 17th Conference of the European Chapter of the Association for Computational Linguistics, pp. 652–669. Association for Computational Linguistics, Dubrovnik, Croatia (2023). <https://aclanthology.org/2023.eacl-main.47>
- [14] Nguyen, N.T.-H., Ha, P.P.-D., Nguyen, L.T., Van Nguyen, K., Nguyen, N.L.-T.: Vietnamese complaint detection on e-commerce websites. arXiv preprint arXiv:2104.11969 (2021)
- [15] Ousidhoum, N., Lin, Z., Zhang, H., Song, Y., Yeung, D.-Y.: Multilingual and multi-aspect hate speech analysis. In: Proceedings of the 2019 Conference on Empirical Methods in Natural Language Processing and the 9th International Joint Conference on Natural Language Processing (EMNLP-IJCNLP), pp. 4675–4684. Association for Computational Linguistics, Hong Kong, China (2019). <https://doi.org/10.18653/v1/D19-1474> . <https://aclanthology.org/D19-1474>
- [16] Albadi, N., Kurdi, M., Mishra, S.: Investigating the effect of combining gru neural networks with handcrafted features for religious hatred detection on arabic twitter space. *Social Network Analysis and Mining* **9**(1), 41 (2019)
- [17] Mulki, H., Haddad, H., Bechikh Ali, C., Alshabani, H.: L-HSAB: A Levantine Twitter dataset for hate speech and abusive language. In: Proceedings of the Third Workshop on Abusive Language Online, pp. 111–118. Association for Computational Linguistics, Florence, Italy (2019). <https://doi.org/10.18653/v1/W19-3512> . <https://aclanthology.org/W19-3512>
- [18] AbdelHamid, M., Jafar, A., Rahal, Y.: Levantine hate speech detection in twitter. *Social Network Analysis and Mining* **12**(1), 121 (2022)
- [19] Ibrohim, M.O., Budi, I.: Multi-label hate speech and abusive language detection in Indonesian Twitter. In: Proceedings of the Third Workshop on Abusive Language Online, pp. 46–57. Association for Computational Linguistics, Florence, Italy (2019). <https://doi.org/10.18653/v1/W19-3506> . <https://aclanthology.org/W19-3506>
- [20] Mathew, B., Saha, P., Yimam, S.M., Biemann, C., Goyal, P., Mukherjee, A.: Hatexplain: A benchmark dataset for explainable hate speech detection. In: Proceedings of the AAAI Conference on Artificial Intelligence, vol. 35, pp. 14867–14875 (2021)

- [21] Van Huynh, T., Van Nguyen, K., Nguyen, N.L.-T., Nguyen, A.G.-T.: Job prediction: From deep neural network models to applications. In: 2020 RIVF International Conference on Computing and Communication Technologies (RIVF), pp. 1–6 (2020). <https://doi.org/10.1109/RIVF48685.2020.9140760>
- [22] Dang, H.-Q., Nguyen, D.-D.-A., Do, T.-H.: Multi-task solution for aspect category sentiment analysis on vietnamese datasets. In: 2022 IEEE International Conference on Cybernetics and Computational Intelligence (CyberneticsCom), pp. 404–409 (2022). <https://doi.org/10.1109/CyberneticsCom55287.2022.9865479>
- [23] Quoc Tran, K., Trong Nguyen, A., Hoang, P.G., Luu, C.D., Do, T.-H., Van Nguyen, K.: Vietnamese hate and offensive detection using phobert-cnn and social media streaming data. *Neural Computing and Applications* **35**(1), 573–594 (2023)
- [24] Doan, L.-A., Nguyen, P.-T., Phan, T.-O., Do, T.-H.: An implementation of large scale hate speech detection system for streaming social media data. In: 2022 IEEE International Conference on Communication, Networks and Satellite (COMNET-SAT), pp. 155–159 (2022). <https://doi.org/10.1109/COMNETSAT56033.2022.9994299>
- [25] Chatzakou, D., Leontiadis, I., Blackburn, J., Cristofaro, E.D., Stringhini, G., Vakali, A., Kourtellis, N.: Detecting cyberbullying and cyberaggression in social media. *ACM Transactions on the Web (TWEB)* **13**(3), 1–51 (2019)
- [26] Parikh, P., Abburi, H., Chhaya, N., Gupta, M., Varma, V.: Categorizing sexism and misogyny through neural approaches. *ACM Transactions on the Web (TWEB)* **15**(4), 1–31 (2021)
- [27] Ibrohim, M.O., Budi, I.: Multi-label hate speech and abusive language detection in indonesian twitter. In: Proceedings of the Third Workshop on Abusive Language Online, pp. 46–57 (2019)
- [28] MacAvaney, S., Yao, H.-R., Yang, E., Russell, K., Goharian, N., Frieder, O.: Hate speech detection: Challenges and solutions. *PloS one* **14**(8), 0221152 (2019)
- [29] Cohen, J.: A coefficient of agreement for nominal scales. *Educational and psychological measurement* **20**(1), 37–46 (1960)
- [30] Parhami, B.: Voting algorithms. *IEEE transactions on reliability* **43**(4), 617–629 (1994)
- [31] Landis, J.R., Koch, G.G.: The measurement of observer agreement for categorical data. *biometrics*, 159–174 (1977)
- [32] Bobicev, V., Sokolova, M.: Inter-annotator agreement in sentiment analysis: Machine learning perspective. In: International Conference Recent Advances in

Natural Language Processing, pp. 97–102 (2017)

- [33] Fleiss, J.L.: Measuring nominal scale agreement among many raters. *Psychological bulletin* **76**(5), 378 (1971)
- [34] Artstein, R., Poesio, M.: Inter-coder agreement for computational linguistics. *Computational linguistics* **34**(4), 555–596 (2008)
- [35] Devlin, J., Chang, M.-W., Lee, K., Toutanova, K.: BERT: Pre-training of deep bidirectional transformers for language understanding. In: *Proceedings of the 2019 Conference of the North American Chapter of the Association for Computational Linguistics: Human Language Technologies, Volume 1 (Long and Short Papers)*, pp. 4171–4186. Association for Computational Linguistics, Minneapolis, Minnesota (2019). <https://doi.org/10.18653/v1/N19-1423> . <https://aclanthology.org/N19-1423>
- [36] Conneau, A., Khandelwal, K., Goyal, N., Chaudhary, V., Wenzek, G., Guzmán, F., Grave, E., Ott, M., Zettlemoyer, L., Stoyanov, V.: Unsupervised cross-lingual representation learning at scale. In: *Proceedings of the 58th Annual Meeting of the Association for Computational Linguistics*, pp. 8440–8451. Association for Computational Linguistics, Online (2020). <https://doi.org/10.18653/v1/2020.acl-main.747> . <https://aclanthology.org/2020.acl-main.747>
- [37] Nguyen, D.Q., Tuan Nguyen, A.: PhoBERT: Pre-trained language models for Vietnamese. In: *Findings of the Association for Computational Linguistics: EMNLP 2020*, pp. 1037–1042. Association for Computational Linguistics, Online (2020). <https://doi.org/10.18653/v1/2020.findings-emnlp.92> . <https://aclanthology.org/2020.findings-emnlp.92>
- [38] Bui, T.V., Tran, T.O., Le-Hong, P.: Improving sequence tagging for Vietnamese text using transformer-based neural models. In: *Proceedings of the 34th Pacific Asia Conference on Language, Information and Computation*, pp. 13–20. Association for Computational Linguistics, Hanoi, Vietnam (2020). <https://aclanthology.org/2020.paclic-1.2>
- [39] Nguyen, N., Phan, T., Nguyen, D.-V., Nguyen, K.: ViSoBERT: A pre-trained language model for Vietnamese social media text processing. In: Bouamor, H., Pino, J., Bali, K. (eds.) *Proceedings of the 2023 Conference on Empirical Methods in Natural Language Processing*, pp. 5191–5207. Association for Computational Linguistics, Singapore (2023). <https://aclanthology.org/2023.emnlp-main.315>
- [40] Nagarajan, S.M., Gandhi, U.D.: Classifying streaming of twitter data based on sentiment analysis using hybridization. *Neural Computing and Applications* **31**, 1425–1433 (2019)
- [41] Zaharia, M., Xin, R.S., Wendell, P., Das, T., Armbrust, M., Dave, A., Meng, X., Rosen, J., Venkataraman, S., Franklin, M.J., *et al.*: Apache spark: a unified engine

for big data processing. *Communications of the ACM* **59**(11), 56–65 (2016)

- [42] Rengarajan, K., Menon, V.K.: Generalizing streaming pipeline design for big data. In: *Machine Intelligence and Signal Processing: Proceedings of International Conference, MISP 2019*, pp. 149–160 (2020). Springer
- [43] Hiranman, B.R., *et al.*: A study of apache kafka in big data stream processing. In: *2018 International Conference on Information, Communication, Engineering and Technology (ICICET)*, pp. 1–3 (2018). IEEE
- [44] Dinh, V.-C., Vo, T.-D., Nguyen, M.-P.T., Do, T.-H.: A scalable hate speech detection system for vietnamese social media using real-time big data processing and distributed deep learning. In: *2023 International Conference on Advanced Technologies for Communications (ATC)*, pp. 95–100 (2023). <https://doi.org/10.1109/ATC58710.2023.10318848>
- [45] Mehmood, K., Essam, D., Shafi, K., Malik, M.K.: An unsupervised lexical normalization for roman hindi and urdu sentiment analysis. *Information Processing & Management* **57**(6), 102368 (2020) <https://doi.org/10.1016/j.ipm.2020.102368>
- [46] Alorainy, W., Burnap, P., Liu, H., Williams, M.L.: “The Enemy Among Us”: Detecting cyber hate speech with threats-based othering language embeddings. *ACM Trans. Web* **13**(3) (2019) <https://doi.org/10.1145/3324997>