

Phase coding semi-quantum key distribution system based on the Single-state protocol

Qin-Cheng Hou¹, Si-Ying Huang¹, Nai-Da Mo¹, Jin-Dong Wang¹, Zheng-Jun Wei¹, Ya-Fei Yu², Tian-Ming Zhao², and Zhi-Ming Zhang³

¹Guangdong Provincial Key Laboratory of Quantum Engineering and Quantum Materials, School of Information and Optoelectronic Science and Engineering, South China Normal University, Guangzhou, 510006, China

²Guangdong Provincial Key Laboratory of Nanophotonic Functional Materials and Devices, School of Information and Optoelectronic Science and Engineering, South China Normal University, Guangzhou, 510006, China

³Center of Physics Experiments, Guangdong Technology College, Zhaoqing, 526100, China

Semi-quantum key distribution (SQKD) allows sharing random keys between a quantum user and a classical user. However, implementing classical user operations is challenging, posing a hurdle to achieving the Single-state protocol. By using the “selective modulation” method, the feasibility of SQKD is verified in principle. The proposal of the selective modulation method enables the realization of other protocols for SQKD. To advance experimental progress in SQKD, we propose and implement a phase-encoded semi-quantum key distribution system based on the Single-state protocol and the “selective modulation” method. The system operates at a frequency of 100MHz and an average photon number of 0.1. The interference contrast achieved 96.52%, the average quantum bit error rate was 1.19%, and the raw key rate reached 88Kbps. Our experimental results demonstrate the feasibility and stability of the proposed phase-encoded semi-quantum key distribution system. Furthermore, by leveraging the “selective modulation” scheme proposed in this paper, we develop a comprehensive theoretical description of selective modulation. Through an analysis of quantum state evolution, we assess the security of our system, ultimately demonstrating its resilience against attacks targeting quantum states. The classical user of our system requires only two optical devices, significantly reducing the equipment re-

Jin-Dong Wang: wangjindong@m.scnu.edu.cn

quirements and enhancing its application potential. This work validates the feasibility of semi-quantum key distribution experiments and provides ideas for future research on semi-quantum key distribution experiments and security studies.

1 Introduction

With the advancement of modern information technology, encryption methods relying on computational complexity face constant challenges due to the increasing computing power. To ensure communication security, quantum key distribution (QKD) was proposed[1]. QKD allows the sharing of a string of random keys between legitimate users, with security guarantees provided by the principles of quantum mechanics: eavesdropping on the key distribution process will be detected. By combining quantum key distribution with the “one-time pad” protocol, the unconditional security of communication can be achieved. Currently, QKD has reached the stage of practical application, and its application over fiber and free space has been validated by numerous experiments[2–9].

As QKD moves towards practical applications, researchers began to consider whether secure key distribution can be achieved between a quantum party and a classical party. To address this question, Boyer et al. proposed the concept of semi-quantum key distribution (SQKD)[10]. SQKD allows one party to perform only classical operations, thereby reducing the quantum resource requirement in the key distribution process. If SQKD can be implemented at a low cost, it will

have unique application prospects and value.

In 2007, Boyer et al. introduced the first semi-quantum key distribution protocol (BKM07) in Refs.[10] and proposed the concept of semi-quantum key distribution (SQKD). Since then, various semi-quantum key distribution protocols have been proposed[11–18]. In 2009, Boyer et al. proposed “QKD with classical Alice” in Refs.[11], and Zou et al. proposed the Single-state protocol in Refs.[12]. The Single-state protocol requires only one quantum state preparation and holds a higher application value. Subsequently, the semi-quantum model expanded into areas such as quantum secret sharing (QSS)[19, 20], quantum secure direct communication (QSDC)[21], quantum key agreement (QKA)[22], and quantum authentication[23], evolving into semi-quantum cryptography. Regarding the security of SQKD, Boyer et al. introduced the concept of robustness in Refs.[10]. In 2014, Krawec et al. pointed out that collective attacks in single-state SQKD can be regarded as restricted attacks[24]. Subsequently, Krawec demonstrated the theoretical security of multi-state SQKD[25] and further proved in 2016 that SQKD can theoretically achieve high noise tolerance and similar security characteristics as QKD[26]. In 2018, the security of Single-state SQKD protocols was proven[27]. In 2022, Mi et al. conducted a security analysis on the PNS attack problem caused by multi-photon pulses in semi-quantum protocols[28]. In 2023, Dong et al. proposed a decoy state construction scheme for the four-state SQKD protocol[29].

The theoretical research of SQKD has been continuously studied since BKM07 was proposed. However, the experimental research of SQKD has faced a great challenge. SQKD requires the classical party to perform two types of classical operations: CTRL, which directly sends back photons, and SIFT, which measures and resends photons. Implementing the SIFT operation is difficult and vulnerable to the “tagged” attack. This challenge has led to slow progress in SQKD experiments. In 2012, Boyer et al. proposed the Mirror protocol in Refs.[13]. In 2021, Han et al. used time-phase encoding and the “selective modulation” method to implement the classical party’s operations in the Mirror protocol, completing the first principal demonstration of SQKD[30]. In the experiment, the error rate for “CTRL-X” was 2.78%, the er-

ror rate for “SIFT-Z” was 4.56%, and the raw key rate was 69.8 Kbps.

The demonstration of the Mirror protocol prompted us to consider whether the “selective modulation” method could be applied to other protocols, such as the Single-state protocol, and to provide a security analysis of the method. Moreover, increasing the key rate of SQKD, reducing the error rate, and establishing a stable experimental system are significant research topics in SQKD experimentation. To advance the experimental progress of SQKD, we developed a novel SQKD system based on the Single-state protocol and verified its feasibility using the “selective modulation” method. Our system avoids the difficulty of measure-resending photons, maintains good stability, and enhances photon utilization efficiency, achieving a lower error rate and a higher raw key rate than the first SQKD demonstration. To assess the security of the system, we conducted a security analysis of the “selective modulation” method within our system scheme and demonstrated its resilience against attacks targeting quantum states. Our system represents a novel application of the selective modulation method in SQKD. Furthermore, the security analysis provides the first proof of the “selective modulation” method’s security.

The remainder of this paper is organized as follows: In Sect. 2, the Single-state protocol is briefly introduced. In Sect. 3, we propose the phase encoding semi-quantum key distribution based on the Single-state protocol, and then the experimental setup is described in detail in Sect. 4. The experimental results are shown and discussed in Sect. 5. In Sect. 6, we conducted a security analysis of the selective modulation used in this paper. We conclude in Sect. 7.

2 The Single-state protocol

Cause the main work of this paper is carried out around the Single-state protocol, we briefly introduce the protocol. In 2009, Zou et al. proposed the semi-quantum key distribution protocol using less than four states[12] based on the BKM07 protocol. In the Single-state protocol, Alice only needs to prepare one state, which greatly reduces the preparation difficulty of the quantum side. The protocol process is as follows:

Bob prepares a quantum bit in the $|+\rangle$ state

and sends it to Alice. Alice randomly chooses one of two classical operations upon receiving the quantum bit: (1) CTRL: returns the received quantum bit directly; (2) SIFT: measures the received quantum bit in Z basis, prepares the same quantum bit as her measured result, and sends it back to Bob. Bob randomly chooses to measure the returned quantum bit in either the Z basis or the X basis. Bob announces his measurement basis choice, and Alice announces her operation. As a result: If Alice chooses SIFT and Bob chooses Z-basis measurement, the resulting bit is called a SIFT-Z bit. These bits contain information exchanged between Alice and Bob and can be used as the raw key. If Alice chooses CTRL and Bob chooses X-basis measurement, the resulting bits are called CTRL-X bits. Bob checks the error rate of the CTRL-X bits, and if the error rate exceeds the set threshold, the protocol is aborted. Furthermore, Alice and Bob choose a portion of the SIFT-Z bits to check the error rate. If the error rate of this portion of bits is higher than the set threshold, the protocol is aborted. Finally, Alice and Bob use the remaining SIFT-Z bits as information bits (INFO bits).

Although the Single-state protocol can reduce the difficulty of state preparation, it still requires Alice to measure and resend photons, making it susceptible to the “tagged” attack[31] and difficult to implement. Achieving the Single-state protocol poses a challenge. The protocol flow indicates that measurements at Bob’s end are used solely for randomly generating information bits, rather than for eavesdropping detection. This leads us to consider whether the “selective modulation” method can be employed in the Single-state protocol to mitigate the security concerns and challenges associated with measuring and resending photons. The work of this paper is based on the above considerations.

3 Phase encoding semi-quantum key distribution based on the Single-state protocol

Based on the Single-state protocol, our semi-quantum key distribution system utilizes phase encoding, achieved by modulating the phase difference between two pulses for both encoding and decoding. Here, we define the Z basis as the phase





Basis	bit	State	
Z	1	$ 0\rangle = 01\rangle + 10\rangle$	
Z	0	$ 1\rangle = 01\rangle - 10\rangle$	
X	0	$ +\rangle = 01\rangle + i 10\rangle$	
X	1	$ -\rangle = 01\rangle - i 10\rangle$	

Figure 1: Phase encoding of the states.

difference between two pulses being 0 or π . Conversely, we define the X basis as the phase difference between two pulses being $\frac{\pi}{2}$ or $\frac{3\pi}{2}$. Quantum states under each basis are illustrated in Fig. 1, where $|01\rangle$ and $|10\rangle$ represent photons in distinct time bins under the Fock state.

The scheme of phase encoding semi-quantum key distribution is illustrated in Fig. 2. Bob prepares and sends the quantum bit $|+\rangle$ by using an asymmetric Mach-Zehnder interferometer (AMZI) and PM1. Upon receiving the quantum bit, Alice randomly selects one of two classical operations: CTRL: directly returns the received quantum bit; SIFT: selectively modulates the received quantum bit by PM2. For SIFT(0), Alice applies $\frac{\pi}{2}$ phase modulation, transforming the quantum state to $|0\rangle$. For SIFT(1), Alice applies $-\frac{\pi}{2}$ phase modulation, transforming the quantum state to $|1\rangle$. After selective modulation, Alice sends the quantum bit back to Bob. Bob randomly chooses to measure the quantum bit using either the X basis or the Z basis. When measuring in the X basis, Bob’s phase modulator applies either $\frac{\pi}{2}$ or $-\frac{\pi}{2}$ phase modulation. When measuring in the Z basis, Bob’s phase modulator does not modulate any phase. When the photon reaches the beam splitter (BS), interference occurs. Then the photon will enter different single-photon detectors based on the phase difference. The relationship between the response of the single-photon detectors and the operation of both Alice and Bob is depicted in Fig. 3.

4 Experimental setup

According to the previously described scheme, the experimental setup in this article is illus-

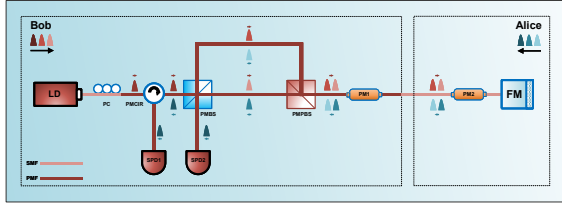


Figure 2: The scheme of phase encoding semi-quantum key distribution. LD: laser diode, PC: polarization controller, PMCIR: polarization maintaining circulator, PMBS: polarization maintaining beam splitter, PMPBS: polarization maintaining polarization beam splitter, PMs(PM1 and PM2): phase modulator, FM: faraday mirror, SPDs (SPD1 and SPD2): single-photon detectors, SMF: single mode fiber, PMF: polarization maintaining fiber.

Operation	Phase difference	Response of SPDs	bit
SIFT(0)-Z	π		0
SIFT(1)-Z	0		1
CTRL-X(+)	0		/
CTRL-X(-)	π		/

Figure 3: The relationship between the response of the SPDs and the operation.

trated in Fig. 4. On Bob's side, the setup comprises four modules: a laser source, an asymmetric Mach-Zehnder interferometer, phase modulation, and detectors. In the laser source section, laser pulses are generated by a picosecond laser (LD, produced by Qasky, WT-LD100-D). The pulse width of the laser pulses is 50ps, and the system frequency is 100MHz. The isolator (ISO) is used to prevent reflected light from entering the laser. An attenuator (Att) is utilized to attenuate the average photon number per pulse of light pulses to 0.1. The PC and the PMPBS1 are employed to adjust the polarization state of the light pulses and align them with the slow axis of the polarization-maintaining fiber. In the asymmetric Mach-Zehnder interferometer section, the PMCIR is used to transmit the forward light pulses to the 50:50 PMBS and separate the backward light pulses to the detectors. The PMBS, along with PMPBS2, forms the asymmetric Mach-Zehnder interferometer section. The phase modulation section consists of two polarization-independent phase mod-

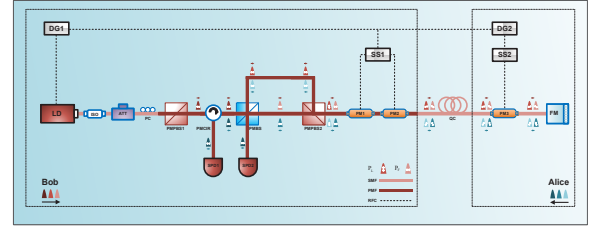


Figure 4: Experimental setup of phase encoding semi-quantum key distribution based on Single-state protocol. ATT: attenuator, QC: quantum channel, DG: digital generator, SS: signal source, RFC: radio frequency cable.

ulators (PM1, PM2, produced by iXblue, MPZ-LN-10-P-P-FA-FA), which modulate the forward and backward light pulses. A signal source (SS1, produced by SIGLENT, SDG6052X-E) drives the phase modulators. The detector section comprises two single-photon detectors (SPD, produced by Qasky, WT-SPD300-ULN), with a detection frequency of 100MHz. SPD1 is connected to the PMCIR port3, while SPD2 is connected to PMBS. The clock synchronization between the laser, detectors, and SS is achieved using a digital generator (DG, produced by Qasky, WT-HGCG200).

On Alice's side, the setup consists of a polarization-independent phase modulator (PM3, produced by KANGGUAN, KG-SM-15-10G-PP-FP) and a Faraday mirror. The phase modulator is driven by SS (SS2, produced by SIGLENT, SDG6052X-E).

Based on the previous description, to implement classical operations in SQKD, we employ a selective modulation approach in our scheme instead of the original measure-and-resend method. In the asymmetric Mach-Zehnder interferometer section, we introduce a delay of 2.9ns between the two pulses due to the arm length difference. Due to the action of PMPBS, the two light pulses will propagate along the fast axis and slow axis of the polarization-maintaining fiber, respectively. For simplicity, we will refer to them as P_F and P_L . When the pulses arrive at Alice's side, Alice selectively modulates P_L using her phase modulator. When the pulses are reflected back to Bob, Bob modulates the pulses using his phase modulator. Due to the Faraday rotation conjugate effect, the polarization of pulse will rotate by 90° . Consequently, both P_F and P_L will return to the beam splitter (BS) simultaneously and undergo

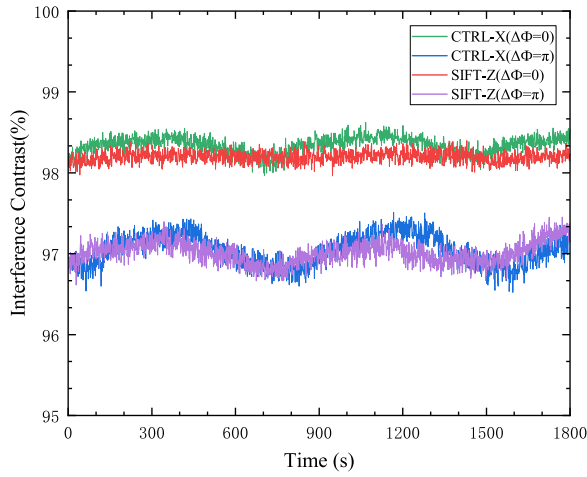


Figure 5: The change of interference contrast within 30 minutes.

interference. Ultimately, depending on the phase difference, the pulses will be detected by either SPD1 or SPD2.

The “selective modulation” operation in this paper is described in detail below. Bob sends light pulses. A pulse signal with a repetition frequency of 100MHz and a voltage of 2.95V, generated by SS1, drives the phase modulator PM1. Then the PM1 consistently applies $\frac{\pi}{2}$ phase modulation on P_L . If Alice chooses CTRL, she does not apply voltage to the phase modulator, and the light pulse will be reflected to Bob directly. If Alice chooses SIFT(0), she applies $\frac{\pi}{2}$ phase modulation on P_L . In this circumstance, PM3 is driven by a pulse signal with a repetition frequency of 100MHz and a voltage of 2.01V, generated from SS2. If Alice chooses SIFT(1), she applies $-\frac{\pi}{2}$ phase modulation on P_L . In this circumstance, PM3 is driven by a pulse signal with a repetition frequency of 100MHz and a voltage of -1.78V (achieved by changing the signal polarity). To maintain the Faraday effect, Alice needs to modulate the forward and backward pulses twice in the same manner, which can be ensured by controlling the length of the fiber between PM3 and FM. Due to the identical modulation twice, the required voltage for applying $\frac{\pi}{2}$ phase modulation is correspondingly reduced.

When the pulses return to Bob, he randomly chooses to measure them in either the Z basis or the X basis. If Bob chooses the Z basis measurement, he does not apply voltage to PM2. If Bob chooses the X(+) measurement, he applies $\frac{\pi}{2}$ phase modulation to P_F . In this case, PM2 is driven by a pulse signal with a repetition fre-

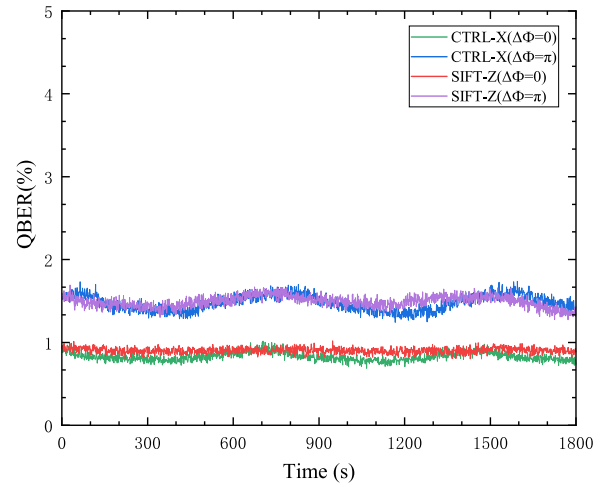


Figure 6: The change of error rate within 30 minutes.

quency of 100MHz and a voltage of 2.81V, generated by SS2. If Bob chooses the X(-) measurement, he applies $-\frac{\pi}{2}$ phase modulation to P_F . PM2 is driven by a pulse signal with a repetition frequency of 100MHz and a voltage of -3.23V. In our system, Bob employs two phase modulators to achieve encoding and decoding functions, aiming to reduce modulation complexity. In future practical applications, through optimizing system design and improving the accuracy of electrical signals, it will be possible to achieve the aforementioned functions with only one phase modulator.

According to the discussion in the Sect.2, if Alice chooses the SIFT (0) operation and Bob chooses the Z basis measurement, the pulse will enter SPD1 due to interference along the circulator. If Alice chooses the SIFT (1) operation and Bob chooses the Z basis measurement, the optical pulse will enter SPD2. If Alice chooses the CTRL operation and Bob chooses the X(+) measurement, the pulse will enter SPD2 due to interference along the circulator. When Alice chooses the CTRL operation and Bob chooses the X(-) measurement, the pulse will enter SPD1.

5 Results and discussion

According to the system design and experimental settings described earlier, to evaluate the system performance, we collected the response results of the SPDs over a 30-minute period. The experiment employed two InGaAs/InP single-photon detectors (produced by Qasky, WT-SPD300-ULN), with a detection gate width of 1ns, a detec-

tion frequency of 100MHz, a dark count probability per gate of 3×10^{-6} , a dead time of 5ns, and an approximate detection efficiency of 20.5%. The overall error rate and interference contrast of each base within 30 minutes are as follows: CTRL-X: average error rate is 1.15%, interference contrast is 97.55%, and average response rate is 0.890%; SIFT-Z: average error rate is 1.20%, interference contrast is 97.45%, and average response rate is 0.895%. The change of interference contrast within 30 minutes is shown in Fig. 5, while the change of error rate is shown in Fig. 6.

Based on the overall response and observations from Fig. 5 and Fig. 6, it is evident that the interference contrast and error rate of this experiment are maintained at a relatively stable level. Specifically, the error rate for SIFT-Z is 1.19%, and for CTRL-X it is 1.14%. With an average number of photons per pulse of 0.1, the raw key rate reaches 88Kbps, representing a significant improvement over the initial experimental scheme in the field of semi-quantum key distribution. The experimental results validate the feasibility and stability of the phase encoding semi-quantum key distribution based on the Single-state protocol.

Notably, when the phase difference between optical pulses is π , the corresponding response rate, error rate, and interference contrast experience a slight decline compared to when the phase difference is 0. This discrepancy arises because at a phase difference of π , photons will be output from port 3 of the PM CIR, while there is a 0.39 dB attenuation from port 2 to port 3. Therefore, although detectors with similar detection efficiencies were selected for our system, the attenuation introduced by the PM CIR results in certain discrepancies in the output results at both ends, resulting in an increase in overall error rate.

6 Security Analysis

A security analysis is essential as this paper employs “selective modulation” instead of the original measurement-resend operation. Here, we demonstrate that if Eve attacks quantum states to obtain key information during the distribution process, errors will inevitably arise and be detected by both Alice and Bob. Initially, Bob prepares the qubit state $|+\rangle_B$ and sends them one by one to Alice, sending the next quantum bit only after receiving the photon. As depicted in Fig. 1,

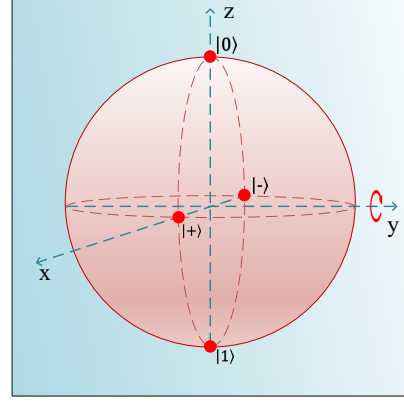


Figure 7: Quantum states on the Bloch sphere.

$|+\rangle_B$ can be represented as:

$$|+\rangle_B = \frac{1+i}{2}|0\rangle_B + \frac{1-i}{2}|1\rangle_B. \quad (1)$$

It means the $|+\rangle_B$, $|0\rangle_B$ and $|1\rangle_B$ can be defined as poles on the equator of Bloch sphere (as shown in Fig. 7). To describe more clearly and without loss of generality, we rewrite Eq. (1) as follows:

$$|+\rangle_B = \frac{1}{\sqrt{2}}(|0\rangle_B + |1\rangle_B), \quad (2)$$

which does not change the relationships between each state and the subsequent analysis results.

Now, we are modeling the “selective modulation” method. When Alice performs selective modulation on the received quantum state, choosing the CTRL operation is equivalent to applying the identity operator \hat{I}_A to the quantum state. When Alice chooses the SIFT operation, she randomly rotates $|+\rangle$ to either $|0\rangle$ or $|1\rangle$, corresponding to rotating the quantum state around the y-axis of the Bloch sphere counterclockwise by 90° or clockwise by 90° (as illustrated in Fig. 7). Therefore, the selective modulation process in this paper can be fully represented by a unitary operator corresponding to rotation around the y-axis, as shown in Eq. (3), where δ represents the angle of counterclockwise rotation around the y-axis for the quantum state:

$$\hat{R}_y(\delta) = \begin{bmatrix} \cos \frac{\delta}{2} & -\sin \frac{\delta}{2} \\ \sin \frac{\delta}{2} & \cos \frac{\delta}{2} \end{bmatrix}. \quad (3)$$

Thus, the selective modulation process for any

quantum state in this system can be represented as:

$$\begin{aligned}\hat{S}_0 &= \hat{R}_y\left(-\frac{\pi}{2}\right) = \begin{bmatrix} \cos\left(-\frac{\pi}{4}\right) & -\sin\left(-\frac{\pi}{4}\right) \\ \sin\left(-\frac{\pi}{4}\right) & \cos\left(-\frac{\pi}{4}\right) \end{bmatrix} \\ &= \begin{bmatrix} \frac{\sqrt{2}}{2} & \frac{\sqrt{2}}{2} \\ -\frac{\sqrt{2}}{2} & \frac{\sqrt{2}}{2} \end{bmatrix},\end{aligned}\quad (4)$$

$$\begin{aligned}\hat{S}_1 &= \hat{R}_y\left(\frac{\pi}{2}\right) = \begin{bmatrix} \cos\frac{\pi}{4} & -\sin\frac{\pi}{4} \\ \sin\frac{\pi}{4} & \cos\frac{\pi}{4} \end{bmatrix} \\ &= \begin{bmatrix} \frac{\sqrt{2}}{2} & -\frac{\sqrt{2}}{2} \\ \frac{\sqrt{2}}{2} & \frac{\sqrt{2}}{2} \end{bmatrix},\end{aligned}\quad (5)$$

Where \hat{S}_0 represents the SIFT(0) operation, and \hat{S}_1 represents the SIFT(1) operation.

To attack quantum states, Eve use two unitary operators \hat{U}_F and \hat{U}_R to perform attack on $|\phi\rangle_B$. \hat{U}_F is acts on the $|\phi\rangle_B$ in forward channel and Eve's ancilla state $|\chi\rangle_E$ ($|\chi\rangle_E \in \mathcal{H}_E, \mathcal{H}_E$ is the two-dimensional Hilbert space corresponding to Eve's probe state). \hat{U}_R is acts on the $|\phi\rangle_B$ in backwards channel and Eve's ancilla state $|\chi\rangle_E$. In forward channel, the attack \hat{U}_F can be defined as follow:

$$\hat{U}_F(|0\rangle_B|\chi\rangle_E) = |0\rangle_B|\chi_{00}\rangle + |1\rangle_B|\chi_{01}\rangle, \quad (6)$$

$$\hat{U}_F(|1\rangle_B|\chi\rangle_E) = |0\rangle_B|\chi_{10}\rangle + |1\rangle_B|\chi_{11}\rangle. \quad (7)$$

Therefore, after executing the attack \hat{U}_F , the states held by Bob and Eve can be represented as:

$$\begin{aligned}\hat{U}_F(|+\rangle_B|\chi\rangle_E) &= \hat{U}_F\left[\frac{1}{\sqrt{2}}(|0\rangle_B + |1\rangle_B)|\chi\rangle_E\right] \\ &= \frac{1}{\sqrt{2}}(|0\rangle_B|\chi_{00}\rangle + |1\rangle_B|\chi_{01}\rangle \\ &\quad + |0\rangle_B|\chi_{10}\rangle + |1\rangle_B|\chi_{11}\rangle).\end{aligned}\quad (8)$$

When Alice chooses the CTRL operation, the states held by Bob and Eve can still be represented as Eq.(8). When Alice chooses the SIFT(0) operation, the states held by Alice, Bob, and Eve can be represented as:

$$\begin{aligned}|\psi\rangle_{A_0B}|\chi\rangle_E &= |0\rangle_A \otimes \hat{S}_0\hat{U}_F(|+\rangle_B|\chi\rangle_E) \\ &= \frac{1}{2}(|00\rangle_{AB}|\chi_{00}\rangle - |01\rangle_{AB}|\chi_{00}\rangle + |00\rangle_{AB}|\chi_{01}\rangle \\ &\quad + |01\rangle_{AB}|\chi_{01}\rangle + |00\rangle_{AB}|\chi_{10}\rangle - |01\rangle_{AB}|\chi_{10}\rangle \\ &\quad + |00\rangle_{AB}|\chi_{11}\rangle + |01\rangle_{AB}|\chi_{11}\rangle).\end{aligned}\quad (9)$$

When Alice chooses the SIFT(1) operation, the states held by Alice, Bob, and Eve can be represented as:

$$\begin{aligned}|\psi\rangle_{A_1B}|\chi\rangle_E &= |1\rangle_A \otimes \hat{S}_1\hat{U}_F(|+\rangle_B|\chi\rangle_E) \\ &= \frac{1}{2}(|10\rangle_{AB}|\chi_{00}\rangle + |11\rangle_{AB}|\chi_{00}\rangle - |10\rangle_{AB}|\chi_{01}\rangle \\ &\quad + |11\rangle_{AB}|\chi_{01}\rangle + |10\rangle_{AB}|\chi_{10}\rangle + |11\rangle_{AB}|\chi_{10}\rangle \\ &\quad - |10\rangle_{AB}|\chi_{11}\rangle + |11\rangle_{AB}|\chi_{11}\rangle).\end{aligned}\quad (10)$$

After Alice performs selective modulation, Eve implements an attack \hat{U}_R on the quantum state of the backward channel. The final quantum state of Alice's chosen CTRL is:

$$\begin{aligned}|\psi\rangle_B|\chi_{final}\rangle_E &= \hat{U}_R\hat{U}_F(|+\rangle_B|\chi\rangle_E) \\ &= \frac{1}{\sqrt{2}}(|0\rangle_B|\chi_{0000}\rangle + |1\rangle_B|\chi_{0001}\rangle \\ &\quad + |0\rangle_B|\chi_{0110}\rangle + |1\rangle_B|\chi_{0111}\rangle + |0\rangle_B|\chi_{1000}\rangle \\ &\quad + |1\rangle_B|\chi_{1001}\rangle + |0\rangle_B|\chi_{1110}\rangle + |1\rangle_B|\chi_{1111}\rangle).\end{aligned}\quad (11)$$

If Eve introduces no errors on the CTRL-X bit, which means the measure result in Bob could not be $|-\rangle$, there should be:

$$\begin{aligned}|\chi_{0000}\rangle + |\chi_{0110}\rangle + |\chi_{1000}\rangle + |\chi_{1110}\rangle \\ = |\chi_{0001}\rangle + |\chi_{0111}\rangle + |\chi_{1001}\rangle + |\chi_{1111}\rangle.\end{aligned}\quad (12)$$

The final quantum state of Alice's chosen SIFT(0) is:

$$\begin{aligned}\hat{U}_R(|\psi\rangle_{A_0B}|\chi\rangle_E) &= \frac{1}{2}(|00\rangle_{AB}|\chi_{0000}\rangle + |01\rangle_{AB}|\chi_{0001}\rangle - |00\rangle_{AB}|\chi_{0010}\rangle - |01\rangle_{AB}|\chi_{0011}\rangle \\ &\quad + |00\rangle_{AB}|\chi_{0100}\rangle + |01\rangle_{AB}|\chi_{0101}\rangle + |00\rangle_{AB}|\chi_{0110}\rangle + |01\rangle_{AB}|\chi_{0111}\rangle + |00\rangle_{BA}|\chi_{1000}\rangle + |01\rangle_{BA}|\chi_{1001}\rangle \\ &\quad - |00\rangle_{BA}|\chi_{1010}\rangle - |01\rangle_{BA}|\chi_{1011}\rangle + |00\rangle_{BA}|\chi_{1100}\rangle + |01\rangle_{BA}|\chi_{1101}\rangle + |00\rangle_{BA}|\chi_{1110}\rangle + |01\rangle_{BA}|\chi_{1111}\rangle).\end{aligned}\quad (13)$$

The final quantum state of Alice 's chosen

SIFT(1) is:

$$\begin{aligned} \hat{U}_R \left(|\psi\rangle_{A_1B} |\chi\rangle_E \right) = & \frac{1}{2} (|10\rangle_{AB} |\chi_{0000}\rangle + |11\rangle_{AB} |\chi_{0001}\rangle + |10\rangle_{AB} |\chi_{0010}\rangle + |11\rangle_{AB} |\chi_{0011}\rangle \\ & - |10\rangle_{AB} |\chi_{0100}\rangle - |11\rangle_{AB} |\chi_{0101}\rangle + |10\rangle_{AB} |\chi_{0110}\rangle + |11\rangle_{AB} |\chi_{0111}\rangle + |10\rangle_{BA} |\chi_{1000}\rangle + |11\rangle_{BA} |\chi_{1001}\rangle \\ & + |10\rangle_{BA} |\chi_{1010}\rangle + |11\rangle_{BA} |\chi_{1011}\rangle - |10\rangle_{BA} |\chi_{1100}\rangle - |11\rangle_{BA} |\chi_{1101}\rangle + |10\rangle_{BA} |\chi_{1110}\rangle + |11\rangle_{BA} |\chi_{1111}\rangle). \end{aligned} \quad (14)$$

If Eve introduces no errors on the SIFT-Z bit,

there should be:

$$\begin{aligned} |\chi_{0000}\rangle = |\chi_{0001}\rangle = |\chi_{0010}\rangle = |\chi_{0011}\rangle = |\chi_{0100}\rangle = |\chi_{0101}\rangle = |\chi_{0110}\rangle = |\chi_{0111}\rangle \\ = |\chi_{1000}\rangle = |\chi_{1001}\rangle = |\chi_{1010}\rangle = |\chi_{1011}\rangle = |\chi_{1100}\rangle = |\chi_{1101}\rangle = |\chi_{1110}\rangle = |\chi_{1111}\rangle = 0. \end{aligned} \quad (15)$$

Therefore, without introducing errors, Eve cannot obtain any information about the key. In the above proof, the analysis of the CTRL bit was not conducted. It can be easily proven that if Eq.(15) holds, then Eq.(12) is also satisfied simultaneously. However, this does not imply that the CTRL operation in this system can be ignored. Below, we will demonstrate the necessity of the CTRL operation for ensuring the security of this system. We will use an example where Eve only attacks the backward channel, which can be seen as a special case of Eve implementing a two-way attack. Since Eve only attacks the backward channel, \hat{U}_F can be regarded as the identity operator \hat{I}_E in the previous analysis. Therefore, Eq.(8) can be rewritten as:

$$|\psi\rangle_B = \frac{1}{\sqrt{2}} (|0\rangle_B + |1\rangle_B). \quad (16)$$

When Alice chooses the SIFT(0) operation, the states held by Alice, Bob can be represented as:

$$|\psi\rangle_{A_0B} = |0\rangle_A \otimes \hat{S}_0 |+\rangle_B = |00\rangle_{AB}. \quad (17)$$

When Alice chooses the SIFT(1) operation, the states held by Alice, Bob can be represented as:

$$|\psi\rangle_{A_1B} = |1\rangle_A \otimes \hat{S}_1 |+\rangle_B = |11\rangle_{AB}. \quad (18)$$

After Alice performs selective modulation, Eve implements an attack \hat{U}_R on the quantum state of the backward channel. The final quantum state of Alice 's chosen CTRL is:

$$\begin{aligned} \hat{U}_R (|\psi\rangle_B |\chi\rangle_E) = & \frac{1}{\sqrt{2}} (|0\rangle_B |\chi_{00}\rangle \\ & + |1\rangle_B |\chi_{01}\rangle + |0\rangle_B |\chi_{10}\rangle + |1\rangle_B |\chi_{11}\rangle). \end{aligned} \quad (19)$$

The final quantum state of Alice 's chosen SIFT(0) is:

$$\begin{aligned} \hat{U}_R (|\psi\rangle_{A_0B} |\chi\rangle_E) = & \hat{U}_R (|00\rangle_{AB} |\chi\rangle_E) \\ = & |00\rangle_{AB} |\chi_{00}\rangle + |01\rangle_{AB} |\chi_{01}\rangle. \end{aligned} \quad (20)$$

The final quantum state of Alice 's chosen SIFT(1) is:

$$\begin{aligned} \hat{U}_R (|\psi\rangle_{A_1B} |\chi\rangle_E) = & \hat{U}_R |11\rangle_{AB} |\chi\rangle_E \\ = & |10\rangle_{AB} |\chi_{10}\rangle + |11\rangle_{AB} |\chi_{11}\rangle. \end{aligned} \quad (21)$$

If Eve introduces no errors on the SIFT-Z bit, there should be:

$$|\chi_{01}\rangle = |\chi_{10}\rangle = 0. \quad (22)$$

Then the Eq. 19 can be rewritten as:

$$\hat{U}_R (|\psi\rangle_B |\chi\rangle_E) = \frac{1}{\sqrt{2}} (|0\rangle_B |\chi_{00}\rangle + |1\rangle_B |\chi_{11}\rangle). \quad (23)$$

If Eve introduces no errors on the CTRL-X bit, there should be:

$$|\chi_{00}\rangle = |\chi_{11}\rangle. \quad (24)$$

Therefore, without introducing errors, Eve cannot obtain any information about the key. The preceding discussion highlights the necessity of the classical CTRL operation to ensure the security of SQKD. Here, this paper has provided a comprehensive theoretical description of selective modulation in our system's design. Theoretical derivation has proven that if Eve were to attack the quantum states during the key distribution process to obtain key information, errors would inevitably be introduced into the quantum states of both Alice and Bob, leading to detection. Thus, the design proposed in this paper, based on the "selective modulation", is completely robust against attacks targeting quantum states.

7 CONCLUSION

Semi-quantum key distribution aims to achieve secure key distribution between a quantum party and a classical party. However, progress in semi-quantum key distribution protocols has primarily been limited to the theoretical realm due to the intricate nature of their operations. To advance experimental progress in SQKD, we apply the "selective modulation" method to the Single-state protocol and enhance key distribution performance through the design of a stable system.

In conclusion, this paper proposes a design for a phase-encoding semi-quantum key distribution system based on the Single-state protocol, eliminating the need for measuring and resending photons through the application of the "selective modulation" method. Implementing the designed system, we establish a semi-quantum key distribution system, operating at a system frequency of 100MHz. Compared to the initial experiment in this domain, notable enhancements are observed in experimental metrics, including an interference contrast of 96.52%, an average quantum bit error rate of 1.19%, and a raw key rate of 88Kbps, validating the feasibility and stability of our system through experimentation. The classical user of our system requires only two optical devices, significantly reducing equipment requirements and enhancing its potential for widespread application. Furthermore, we leverage the selective mod-

ulation technique to construct a comprehensive theoretical description of selective modulation in our system's design, analyzing system security, and demonstrating the robustness of our system against quantum state attacks.

This research is a novel application of the selective modulation method in SQKD and gives a comprehensive theoretical description of the method. Additionally, the classical end design proposed in this paper is simplified, which is expected to fully leverage the potential of SQKD in applications, achieving low-cost and secure key distribution.

Acknowledgment

This work was supported by the National Nature Science Foundation of China under Grants 62071186, 62371199, and 61771205 and by Guangdong Provincial Key Laboratory under Grant 2020B1212060066.

References

- [1] Charles H. Bennett and Gilles Brassard. "Quantum cryptography: Public key distribution and coin tossing". *Theoretical Computer Science* **560**, 7–11 (2014).
- [2] C. H. Bennett, F. Bessette, G. Brassard, L. Salvail, and J. Smolin. "Experimental quantum cryptography". *Journal of Cryptology* **5**, 3–28 (1992).
- [3] Sheng-Kai Liao, Wen-Qi Cai, Wei-Yue Liu, Liang Zhang, Yang Li, Ji-Gang Ren, Juan Yin, Qi Shen, Yuan Cao, Zheng-Ping Li, et al. "Satellite-to-ground quantum key distribution". *Nature* **549**, 43–+ (2017).
- [4] Sheng-Kai Liao, Hai-Lin Yong, Chang Liu, Guo-Liang Shentu, Dong-Dong Li, Jin Lin, Hui Dai, Shuang-Qiang Zhao, Bo Li, Jian-Yu Guan, et al. "Long-distance free-space quantum key distribution in daylight towards inter-satellite communication". *Nat. Photonics* **11**, 509–+ (2017).
- [5] Hoi-Kwong Lo, Marcos Curty, and Kiyoshi Tamaki. "Secure quantum key distribution". *Nat. Photonics* **8**, 595–604 (2014).
- [6] Sebastian Nauerth, Florian Moll, Markus Rau, Christian Fuchs, Joachim Horwath, Stefan Frick, and Harald Weinfurter. "Air-

- to-ground quantum communication”. *Nat. Photonics* **7**, 382–386 (2013).
- [7] M. Sasaki, M. Fujiwara, H. Ishizuka, W. Klaus, K. Wakui, M. Takeoka, S. Miki, T. Yamashita, Z. Wang, A. Tanaka, et al. “Field test of quantum key distribution in the tokyo qkd network”. *Opt. Express* **19**, 10387–10409 (2011).
- [8] Jian-Yu Wang, Bin Yang, Sheng-Kai Liao, Liang Zhang, Qi Shen, Xiao-Fang Hu, Jin-Cai Wu, Shi-Ji Yang, Hao Jiang, Yan-Lin Tang, et al. “Direct and full-scale experimental verifications towards ground-satellite quantum key distribution”. *Nat. Photonics* **7**, 387–393 (2013).
- [9] S. Wang, Z. Q. Yin, D. Y. He, W. Chen, R. Q. Wang, P. Ye, Y. Zhou, G. J. Fan-Yuan, F. X. Wang, W. Chen, et al. “Twin-field quantum key distribution over 830-km fibre”. *Nat. Photonics* **16**, 154–161 (2022).
- [10] M. Boyer, D. Kenigsberg, and T. Mor. “Quantum key distribution with classical bob”. *Phys. Rev. Lett.* **99**, 140501 (2007).
- [11] Michel Boyer, Ran Gelles, Dan Kenigsberg, and Tal Mor. “Semiquantum key distribution”. *Phys. Rev. A* **79**, 12 (2009).
- [12] Xiangfu Zou, Daowen Qiu, Lvzhou Li, Lihua Wu, and Lvjun Li. “Semiquantum-key distribution using less than four quantum states”. *Phys. Rev. A* **79** (2009).
- [13] Michel Boyer, Matty Katz, Rotem Liss, and Tal Mor. “Experimentally feasible protocol for semiquantum key distribution”. *Phys. Rev. A* **96** (2017).
- [14] L. Y. Chen, L. H. Gong, and N. R. Zhou. “Two semi-quantum key distribution protocols with g-like states”. *Int. J. Theor. Phys.* **59**, 1884–1896 (2020).
- [15] H. Hajji and M. El Baz. “Qutrit-based semi-quantum key distribution protocol”. *Quantum Inf. Process.* **20** (2021).
- [16] Jian Wang, Sheng Zhang, Quan Zhang, and Chao-Jing Tang. “Semiquantum key distribution using entangled states”. *Chin. Phys. Lett.* **28**, 4 (2011).
- [17] K. Wang, X. Q. Yang, T. Y. Li, Y. Q. Lin, N. Hai, and Z. Q. Yin. “Practical semi-quantum key distribution with one-way key and one basis”. *Opt. Express* **31**, 40730–40740 (2023).
- [18] C. Q. Ye, J. Li, X. B. Chen, Y. Tian, and Y. Y. Hou. “An efficient semi-quantum key distribution protocol and its security proof”. *IEEE Commun. Lett.* **26**, 1226–1230 (2022).
- [19] Lvzhou Li, Daowen Qiu, and Paulo Mateus. “Quantum secret sharing with classical bobs”. *J. Phys. A: Math. Theor.* **46** (2013).
- [20] Jian Wang, Sheng Zhang, Quan Zhang, and Chao-Jing Tang. “Semiquantum secret sharing using two-particle entangled state”. *Int. J. Quantum Inf.* **10** (2012).
- [21] Ming-Ming Wang, Jun-Li Liu, and Lin-Ming Gong. “Semiquantum secure direct communication with authentication based on single-photons”. *Int. J. Quantum Inf.* **17** (2019).
- [22] Li Li Yan, Shi Bin Zhang, Yan Chang, Zhi Wei Sheng, and Fan Yang. “Mutual semi-quantum key agreement protocol using bell states”. *Mod. Phys. Lett. A* **34** (2019).
- [23] Xiao-Jun Wen, Xing-Qiang Zhao, Li-Hua Gong, and Nan-Run Zhou. “A semi-quantum authentication protocol for message and identity”. *Laser Phys. Lett.* **16** (2019).
- [24] Walter O. Krawec. “Restricted attacks on semi-quantum key distribution protocols”. *Quantum Inf. Process.* **13**, 2417–2436 (2014).
- [25] W. O. Krawec and Ieee. “Security proof of a semi-quantum key distribution protocol”. In *IEEE International Symposium on Information Theory (ISIT)*. Pages 686–690. *IEEE International Symposium on Information Theory NEW YORK* (2015). Ieee. url: [GotoISI://WOS:000380904700137](https://doi.org/10.1109/ISIT.2015.7283000).
- [26] W. O. Krawec. “Quantum key distribution with mismatched measurements over arbitrary channels”. *Quantum Inf. Comput.* **17**, 209–241 (2017). url: [GotoISI://WOS:000403708300002](https://doi.org/10.1109/QIC.2017.8000002).
- [27] Wei Zhang, Daowen Qiu, and Paulo Mateus. “Security of a single-state semi-quantum key distribution protocol”. *Quantum Inf. Process.* **17** (2018).
- [28] Shang Mi, Shuang Dong, Qincheng Hou, Jindong Wang, Yafei Yu, Zhengjun Wei, and Zhiming Zhang. “Joint photon-number splitting attack on semi-quantum key distribution”. *Front. Phys.* **10** (2022).
- [29] Shuang Dong, Shang Mi, Qingcheng Hou, Yutao Huang, Jindong Wang, Yafei Yu, Zhengjun Wei, Zhiming Zhang, and Junbin Fang. “Decoy state semi-quantum key dis-

- tribution". *EPJ Quantum Technology* **10**, 18 (2023).
- [30] S. Y. Han, Y. T. Huang, S. Mi, X. J. Qin, J. D. Wang, Y. F. Yu, Z. J. Wei, and Z. M. Zhang. "Proof-of-principle demonstration of semi-quantum key distribution based on the mirror protocol". *Epj Quantum Technology* **8**, 10 (2021).
- [31] Y. G. Tan, H. Lu, and Q. Y. Cai. "Comment on "quantum key distribution with classical bob"". *Phys Rev Lett* **102**, 098901; author reply 098902 (2009).