

# SSAMBA: SELF-SUPERVISED AUDIO REPRESENTATION LEARNING WITH MAMBA STATE SPACE MODEL

Siavash Shams, Sukru Samet Dindar, Xilin Jiang, Nima Mesgarani

Department of Electrical Engineering, Columbia University, USA

## ABSTRACT

Transformers have revolutionized deep learning across various tasks, including audio representation learning, due to their powerful modeling capabilities. However, they often suffer from quadratic complexity in both GPU memory usage and computational inference time, affecting their efficiency. Recently, state space models (SSMs) like Mamba have emerged as a promising alternative, offering a more efficient approach by avoiding these complexities. Given these advantages, we explore the potential of SSM-based models in audio tasks. In this paper, we introduce Self-Supervised Audio Mamba (SSAMBA), the first self-supervised, attention-free, and SSM-based model for audio representation learning. SSAMBA leverages the bidirectional Mamba to capture complex audio patterns effectively. We incorporate a self-supervised pretraining framework that optimizes both discriminative and generative objectives, enabling the model to learn robust audio representations from large-scale, unlabeled datasets. We evaluated SSAMBA on various tasks such as audio classification, keyword spotting, and speaker identification. Our results demonstrate that SSAMBA outperforms the Self-Supervised Audio Spectrogram Transformer (SSAST) in most tasks. Notably, SSAMBA is approximately 92.7% faster in batch inference speed and 95.4% more memory-efficient than SSAST for the tiny model size with an input token size of 22k. These efficiency gains, combined with superior performance, underscore the effectiveness of SSAMBA’s architectural innovation, making it a compelling choice for a wide range of audio processing applications. Code at <https://github.com/SiavashShams/ssamba>.

**Index Terms**— Audio classification, audio representation learning, state space models, self-supervised learning, deep learning

## 1. INTRODUCTION

Learning robust audio representations is critical for various tasks, including audio classification, speaker recognition, and emotion recognition [1, 2]. Capturing both short-range and long-range dependencies is necessary for effective audio representation. While convolutional neural network models have shown limitations in capturing global dependencies, transformer models have excelled in image and language tasks due to their self-attention mechanisms [3, 4]. Building on these advancements, the Audio Spectrogram Transformer (AST) [5] applied the self-attention mechanism to audio classification, achieving state-of-the-art performance in various audio classification benchmarks. AST training requires a large number of labeled audio clips, which can be difficult to find. To mitigate this, the Self-Supervised Audio Spectrogram Transformer (SSAST) [2] was introduced, employing an unsupervised pretraining framework. SSAST utilizes masked spectrogram patch modeling (MSPM) to pretrain the model on unlabeled audio data, significantly reducing

the reliance on labeled data while maintaining competitive performance to AST.

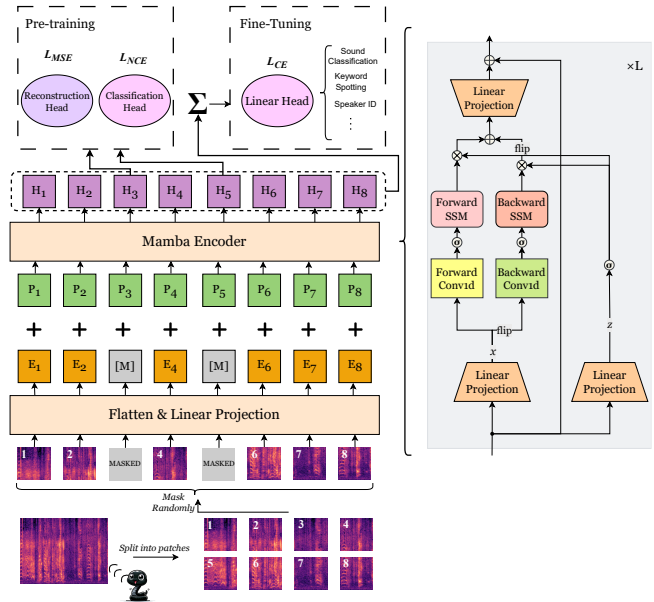


Fig. 1: A top-down view of Self-Supervised Audio Mamba

Despite the high performance of SSAST, it still suffers from quadratic computation and memory usage due to its transformer architecture. As a more efficient alternative to transformers, state space models (SSMs) [6, 7, 8] have been explored in recent research. SSMs run with subquadratic complexity but maintain strong sequence modeling ability as transformers and can be trained in parallel. Notably, the newly proposed SSM model Mamba [9] incorporates input-selective parameters within SSMs, improving sequence modeling ability while still enjoying linear complexity relative to sequence length. Its foundation paper demonstrates Mamba’s high performance and efficiency in text, audio, and genomics modeling tasks. Subsequent studies have applied Mamba across a broader range of modalities and tasks. These models validate the Mamba’s versatility and effectiveness in areas such as vision [10, 11], biomedical imaging [12, 13], video [14], and graphs [15]. Additionally, Mamba has been utilized in speech and audio applications. For instance, [16] employs Mamba for long-term multichannel speech enhancement. [17] combines a hybrid transformer and Mamba model for acoustic and bone conduction speech enhancement. [18] investigates speech separation using Mamba. These studies demonstrate that Mamba models can achieve performance comparable to transformer models.

Given the performance and efficiency demonstrated by these applications, Mamba has the potential to learn a general audio representation for multiple downstream tasks. Building on this potential, we propose Self-Supervised Audio Mamba (SSAMBA). In our approach, audio spectrograms are first split into patches and then transformed into an embedding sequence. These patches are subsequently fed into a bidirectional Mamba encoder, which captures the global audio context using selective state spaces. SSAMBA is trained with a self-supervised objective on masked spectrogram patches from a large unlabeled dataset. Once pretraining is complete, SSAMBA can be fine-tuned for specific downstream tasks using a small labeled dataset. Our experiments demonstrate that SSAMBA achieves superior or comparable performance to SSAST while significantly reducing inference costs.

The main contributions of this study are as follows:

- We propose SSAMBA, the first self-supervised, attention-free, and SSM-based audio representation learning model. SSAMBA incorporates the bidirectional Mamba to encode and process audio, and it is pretrained without any labeled data.
- We implement and train SSAMBA in three sizes: Tiny, Small, and Base. All of them achieve similar or higher performance than the transformer model SSAST in downstream tasks: audio event classification, keyword spotting, and speaker identification.
- We show the subquadratic-time computation and memory complexity of SSAMBA, which makes it a more efficient alternative to SSAST. For example, SSAMBA Tiny is approximately 92.7% faster in inference speed and 95.4% more memory-efficient than SSAST of the same size for the input length of 22k patches.

## 2. SELF-SUPERVISED AUDIO MAMBA

In this section, we explore the mathematical foundations of the Mamba model, focusing on its state space model (SSM) framework and efficiency in capturing long-range dependencies. We describe the architecture of the Self-Supervised Audio Mamba (SSAMBA) model, which integrates bidirectional SSMs for robust audio context modeling. Finally, we explain the self-supervised learning framework adapted from SSAST [19], utilizing masked spectrogram patch modeling (MSPM) to reduce reliance on labeled data [19].

### 2.1. Mathematical Foundations of the Mamba Model

State space models (SSMs) are a powerful framework for sequence modeling, drawing inspiration from continuous systems that map a one-dimensional function or sequence  $x(t) \in \mathbb{R}$  to an output  $y(t) \in \mathbb{R}$  through a hidden state  $h(t) \in \mathbb{R}^N$ . This is achieved using evolution parameters  $A \in \mathbb{R}^{N \times N}$  and projection parameters  $B \in \mathbb{R}^{N \times 1}$  and  $C \in \mathbb{R}^{1 \times N}$ .

The continuous-time state space model is defined by the following differential equations:

$$h'(t) = Ah(t) + Bx(t),$$

$$y(t) = Ch(t).$$

To implement these models in digital systems, we need to discretize them. The discrete version of the SSM includes a timescale parameter  $\Delta$ , which transforms the continuous parameters  $A$  and  $B$

to their discrete counterparts. The zero-order hold (ZOH) method is commonly used for this transformation, defined as follows:

$$A_d = \exp(\Delta A),$$

$$B_d = (\Delta A)^{-1}(\exp(\Delta A) - I) \cdot \Delta B.$$

After discretization, the state space model for a discrete-time signal with step size  $\Delta$  can be expressed as:

$$h_t = A_d h_{t-1} + B_d x_t,$$

$$y_t = C h_t.$$

To compute the output sequence  $y_t$  efficiently, we use a global convolution operation. The output  $y$  is obtained by convolving the input sequence  $x$  with a structured convolutional kernel  $K$ , which is precomputed from the matrices  $A$ ,  $B$ , and  $C$ :

$$K = (CB, CAB, \dots, CA^{M-1}B),$$

$$y = x * K,$$

where  $M$  is the length of the input sequence  $x$ , and  $K \in \mathbb{R}^M$  is the structured convolutional kernel. The Mamba model enhances this framework by incorporating dynamic updates to the parameters  $\Delta_t$ ,  $A_t$ ,  $B_t$ , and  $C_t$  based on the input  $x_t$  at each timestep  $t$ . This makes the model input-selective and content-aware, allowing it to adjust to the specific characteristics of the input sequence dynamically. To efficiently handle these dynamic updates, Mamba employs a selective scan algorithm that recalculates the convolution dynamically, ensuring efficient and accurate sequence modeling.

### 2.2. SSAMBA Architecture

Fig. 1 provides a comprehensive overview of the SSAMBA model, illustrating the following key components:

#### 2.2.1. Spectrogram Input Representation

The input audio waveform is first converted into a spectrogram, which represents the time-frequency domain of the audio data. This transformation is performed using a short-time Fourier transform (STFT), resulting in a spectrogram matrix  $S$  with dimensions  $F \times T$ , where  $F$  is the number of frequency bins and  $T$  is the number of time frames.

#### 2.2.2. Flatten and Linear Projection

Each spectrogram patch  $S_i$  is flattened into a 1D vector and projected into a higher-dimensional space using a linear projection layer. This results in embeddings  $E_i$ , which have dimensions  $D$ .

#### 2.2.3. Positional Encoding

To capture the temporal order and spatial structure of the spectrogram patches, a learnable positional encoding  $P_i$  of the same dimension  $D$  is added to each patch embedding  $E_i$ . This positional encoding ensures that the model retains the positional information of each patch within the spectrogram.

---

**Algorithm 1** Bidirectional Mamba Block Processing

---

**Input:** Audio embedding sequence:  $E_1, \dots, E_M$ **Output:** Embeddings sequence:  $H_1, \dots, H_M$ 

```
1: for  $i = 1$  to  $M$  do
2:   if initial layer then
3:      $E'_i \leftarrow E_i + P_i$  ▷ Add positional encoding to the initial
      layer input
4:   else
5:      $E'_i \leftarrow H_i$  ▷ For subsequent layers, use the output of the
      previous layer's corresponding patch
6:   end if
7:    $x \leftarrow \text{Linear}_x(E'_i)$ 
8:    $z \leftarrow \text{Linear}_z(E'_i)$ 
9:   for  $o \in \{\text{forward, backward}\}$  do
10:     $x'_o \leftarrow \text{SiLU}(\text{ConvID}_o(x))$ 
11:     $B_o \leftarrow \text{Linear}_{B_o}(x'_o)$ 
12:     $C_o \leftarrow \text{Linear}_{C_o}(x'_o)$ 
13:     $\Delta_o \leftarrow \log(1 + \exp(\text{Linear}_{\Delta_o}(x'_o)))$ 
14:     $A_o \leftarrow \Delta_o \times \text{Parameter}_{A_o}$ 
15:     $B_o \leftarrow \Delta_o \times B_o$ 
16:     $y_o \leftarrow \text{SSM}(A_o, B_o, C_o)(x'_o)$ 
17:   end for
18:    $y'_{\text{forward}} \leftarrow y_{\text{forward}} \odot \text{SiLU}(z)$ 
19:    $y'_{\text{backward}} \leftarrow y_{\text{backward}} \odot \text{SiLU}(z)$ 
20:    $H_i \leftarrow \text{Linear}_T(y'_{\text{forward}} + y'_{\text{backward}}) + E'_i$ 
21: end for
22: return  $H_1, \dots, H_M$ 
```

---

### 2.2.4. Mamba Encoder

The core component of SSAMBA is the Mamba encoder, which consists of bidirectional SSMs [10]. The Mamba encoder processes the combined embeddings  $E_i + P_i$ , capturing both forward and backward dependencies. This bidirectional approach processes information in both temporal directions, unlike unidirectional SSMs. The bidirectional SSM can be mathematically described as:

$M$  represents the number of patches in the input sequence, and  $z$  is an intermediate representation that modulates the forward and backward outputs of the SSM blocks.

## 2.3. Self-Supervised Learning Framework

The SSAMBA model employs a self-supervised pretraining framework designed to learn robust audio representations by jointly optimizing discriminative and generative objectives. This section details the key components and methodology of this framework.

### 2.3.1. Masked Spectrogram Patches

The spectrogram  $S$  is then split into a sequence of non-overlapping patches. Each patch  $S_i$  is of size  $F_p \times T_p$ , where  $F_p$  and  $T_p$  are the dimensions of the patch in the frequency and time domains, respectively. During pretraining, a portion of these patches is randomly masked. The masked patches embeddings denoted by  $[M]$  are used as targets for the model to predict, forcing the model to learn the underlying structure of the audio data.

### 2.3.2. Training Objective

The training objective of SSAMBA integrates both discriminative and generative tasks to harness a comprehensive understanding of the audio spectrogram's structure. The overall training strategy involves two primary objectives:

- **Discriminative Objective:** This objective focuses on correctly identifying the masked patch. The discriminative task employs a classification head that outputs a vector for each masked patch, which is then compared against all other patch embeddings within the batch to compute the InfoNCE loss [20]:

$$L_d = -\frac{1}{N} \sum_{i=1}^N \log \left( \frac{\exp(\langle c_i, x_i \rangle)}{\sum_{j=1}^N \exp(\langle c_i, x_j \rangle)} \right),$$

where  $c_i$  is the output from the classification head for the  $i$ -th masked patch,  $x_i$  is the actual embedding of the  $i$ -th patch, and  $N$  is the total number of patches.

- **Generative Objective:** Alongside the discriminative task, the generative objective aims to reconstruct the original content of masked patches. A reconstruction head generates predictions for the masked embeddings, which are then evaluated using the Mean Squared Error (MSE) loss:

$$L_g = \frac{1}{N} \sum_{i=1}^N \|\hat{x}_i - x_i\|^2,$$

where  $\hat{x}_i$  is the predicted reconstruction of the masked patch and  $x_i$  is the true embedding of the patch.

The total loss  $L$  is a weighted sum of the discriminative and generative losses, with a balancing parameter  $\lambda$  controlling the relative importance of each:

$$L = L_d + \lambda L_g.$$

## 3. RESULTS

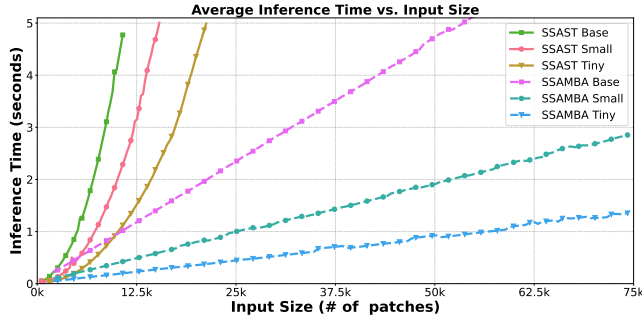
### 3.1. Pretraining

For self-supervised pretraining of the SSAMBA model, we strategically mixed and utilized audio samples from two datasets, focusing solely on the audio components and excluding any associated labels to foster a robust learning environment.

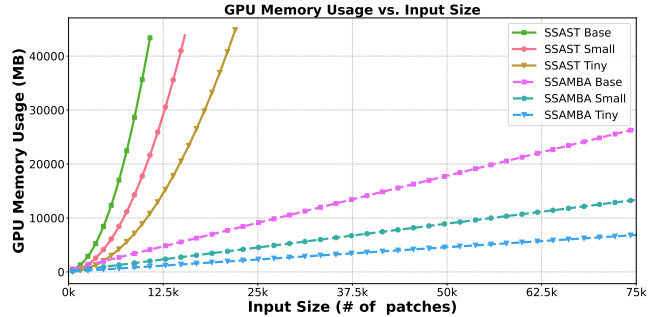
#### Dataset Preparation and Integration:

- **AudioSet-2M:** We incorporated the entire unbalanced training set from AudioSet [21], which includes approximately 2 million 10-second audio clips from YouTube videos covering 527 distinct sound categories. These categories encompass a wide range of sounds from human and animal activities to natural and environmental noises. While AudioSet features a considerable presence of speech, it is often not the dominant component in the clips, which motivated the inclusion of an additional speech-focused dataset.
- **LibriSpeech:** To improve speech representation in our training mix, we added the 960-hour training set from LibriSpeech [22], which features audiobooks read in English by over 1,000 speakers.

#### Data Handling:



(a) Average Inference Time vs. Input Size



(b) GPU Memory Usage vs. Input Size

**Fig. 2:** (a) Inference Time and (b) GPU Memory Usage for different model types and sizes

**Table 1:** Comparison of Model Specifications

MODEL	PARAMS	DEPTH	EMBED DIM
SSAST-TINY	6M	12	192
SSAST-SMALL	23M	12	384
SSAST-BASE	89M	12	768
SSAMBA-TINY	7M	24	192
SSAMBA-SMALL	26M	24	384
SSAMBA-BASE	99M	24	768

- To standardize the audio input, we processed all tracks from both AudioSet and LibriSpeech to ensure a uniform duration of 10 seconds per sample, either by cutting or padding the waveforms accordingly.
- We downsampled all audio files to 16kHz and converted stereo tracks to mono by averaging the channels, streamlining the audio input format for consistent model training.

#### Training Configuration:

- The dataset loader was designed to randomly select samples from the mixed dataset pool, ensuring varied batch content for each training iteration.
- We employed the Adam optimizer [23] with a learning rate of  $1e-4$  and a batch size of 64.
- Training was conducted on NVIDIA L40 GPUs. We pretrained the base model on 2 GPUs, and used 1 GPU for the small and tiny sizes.
- The pretraining was limited to 10 epochs, with an early stopping criterion based on the validation loss; specifically, training was halted if no significant improvement in the loss was observed during three consecutive evaluations. This approach helped in preventing overfitting and ensured efficient use of computational resources.

## 3.2. Performance Comparison of SSAMBA and SSAST Models

### 3.2.1. Downstream tasks and dataset

In evaluating the performance of the SSAMBA and SSAST, we focused on a diverse set of tasks tailored to test the models’ effectiveness in different audio processing contexts. These tasks included

the AudioSet-20K (AS) [21] for multi-label audio event classification, ESC-50 (ESC) [24] for single-label audio event classification, Speech Commands V1 (KS1) and V2 (KS2) [25] for keyword spotting, and VoxCeleb 1 (SID) [26] for speaker identification. For a fair and comprehensive comparison, three different sizes of both models—Tiny, Small, and Base—were evaluated. The specifications of these models are shown in Table 1

During the fine-tuning phase, unlike the pretraining setup, no patches are masked, which allows the model to adjust to recognizing and classifying complete audio data. Furthermore, the final output tokens of the encoder are averaged before being fed to the classification head. This method streamlines the decision-making process and focuses on the most salient features extracted across the entire audio clip.

### 3.2.2. Downstream Performance Comparison

The results, summarized in Table 2, illustrate that SSAMBA generally outperforms SSAST, particularly in the larger model configurations. SSAMBA’s enhancements in architecture appear to provide superior handling of complex audio patterns, as evidenced by its consistently higher performance across the majority of tasks, especially in the ‘Base’ model size. Notably, SSAMBA shows significant improvement in the AudioSet-20K and environmental sound classification tasks, suggesting robust feature extraction capabilities that scale well with model size. These improvements highlight SSAMBA’s ability to effectively capture and leverage audio representations, resulting in better performance across diverse audio tasks.

### 3.2.3. Efficiency Comparison

Efficiency is a critical factor for deploying deep learning models in real-world applications, where computational resources and inference times are often constrained. We compared the inference speed and GPU memory usage of SSAMBA and SSAST across different model sizes per varying input sizes, as depicted in Figure 2. These comparisons were conducted with a batch size of 4 during inference.

The comparison shows that SSAMBA not only performs better in terms of accuracy but also offers significant improvements in efficiency. For instance, when comparing the Tiny models at an input size of 22k tokens, SSAMBA is approximately 92.7% faster in inference speed and 95.4% more memory-efficient than SSAST. These efficiency gains are crucial for real-time processing applications and deployment on resource-constrained devices.

**Table 2:** Performance Comparison of SSAMBA and SSAST Models († indicates using a larger learning rate for the final classification head)

SIZE	MODEL	AS (mAP)	KS1 (Acc.)	KS2 (Acc.)	ESC (Acc.)	SID (Acc.)
TINY	SSAST	23.2†	<b>94.8</b>	<b>97.1</b>	79.5	64.3
	SSAMBA	<b>23.3†</b>	94.0	94.0	<b>80.1</b>	<b>66.1</b>
SMALL	SSAST	25.0†	95.4	<b>97.8</b>	85.4	67.0
	SSAMBA	<b>25.6†</b>	<b>96.4</b>	96.3	<b>85.5</b>	<b>67.9</b>
BASE	SSAST	26.9	96.0	<b>97.9</b>	88.8	68.8
	SSAMBA	<b>28.3</b>	<b>96.9</b>	97.4	<b>89.3</b>	<b>70.1</b>

**Table 3:** Impact of Masked Patches on Model Performance († indicates using a larger learning rate for the final classification head)

SIZE	PATCHES	AS (mAP)	KS1 (Acc.)	KS2 (Acc.)	ESC (Acc.)	SID (Acc.)
SSAMBA-TINY	400	23.3†	95.7	94.0	80.1	66.1
	300	22.9†	95.5	94.3	78.1	65.2
	250	23.0†	94.1	94.9	78.9	65.1
SSAMBA-SMALL	400	25.6†	96.4	96.3	85.5	67.9
	300	25.1†	96.2	96.1	85.0	67.6
	250	25.6†	96.4	96.3	85.3	67.3
SSAMBA-BASE	400	28.3	96.9	97.4	89.3	70.1
	300	28.5	97.3	97.6	89.1	68.5
	250	28.2	97.3	97.7	88.6	68.5

### 3.3. Ablations

In this section, we explore the impact of varying the number of masked patches during training on the performance of different sizes of the SSAMBA model. The primary goal of these ablations is to understand how different levels of input obfuscation during pretraining affect the model’s ability to generalize and perform across various audio classification tasks. By systematically modifying the number of patches that are masked, we assess the robustness and flexibility of the model under varying degrees of information scarcity.

These experiments were conducted across three model sizes: Tiny, Small, and Base. Each model was tested with three different settings of masked patches—400, 300, and 250—to investigate how these variations influence performance metrics in audio event classification (AS-20K) [21], keyword spotting tasks (KS1 and KS2)[25], and Environmental Sound Classification (ESC)[24]. The results are shown in Table 3.

The choice between RMSNorm and LayerNorm, as well as the use of fused add norm, had little impact on the model’s performance. During our experiments, we also evaluated the performance of unidirectional models but found that they significantly underperformed compared to their bidirectional counterparts. Consequently, we decided to proceed with the bidirectional model configuration.

## 4. CONCLUSION

In this paper, we introduced the Self-Supervised Audio Mamba (SSAMBA), a novel model for audio representation learning that leverages the advantages of state space models (SSMs) with a bidirectional architecture. Unlike traditional transformer-based models, which suffer from quadratic complexity, SSAMBA offers a more efficient and scalable alternative by utilizing the Mamba architecture.

Our approach marks the first instance of a self-supervised, attention-free, and SSM-based model applied to audio tasks. We demonstrated the efficacy of SSAMBA through extensive experiments across various downstream tasks, including audio classification, keyword spotting, environmental sound classification, and speaker identification. Our results showed that SSAMBA consistently outperforms the Self-Supervised Audio Spectrogram Transformer (SSAST) in most tasks, particularly in larger model configurations. Notably, SSAMBA achieved significant improvements in efficiency, with the Tiny model being approximately 92.7% faster in inference speed and 95.4% more memory-efficient than its SSAST counterpart with an input size of 22k patches.

SSAMBA’s robust performance stems from architectural innovations that capture complex audio patterns and a mixed dataset pre-training strategy with AudioSet and LibriSpeech. This combination enhances generalization across diverse audio types. SSAMBA’s efficiency on resource-constrained devices suggests potential for broad real-world applications, from mobile and edge devices to large-scale cloud systems.

## 5. ACKNOWLEDGEMENT

This work was funded by the National Institutes of Health (NIH-NIDCD) and a grant from Marie-Josée and Henry R. Kravis.”

## 6. REFERENCES

- [1] Abdelrahman Mohamed, Hung-yi Lee, Lasse Borgholt, Jakob D. Havtorn, Joakim Edin, Christian Igel, Katrin Kirchhoff, Shang-Wen Li, Karen Livescu, Lars Maaloe, Tara N. Sainath, and Shinji Watanabe, “Self-Supervised Speech Representation Learning: A Review,” *IEEE Journal of Selected Topics in Signal Processing*, vol. 16, no. 6, pp. 1179–1210, Oct. 2022.
- [2] Yuan Gong, Cheng-I Lai, Yu-An Chung, and James Glass, “Ssast: Self-supervised audio spectrogram transformer,” *Proceedings of the AAAI Conference on Artificial Intelligence*, vol. 36, no. 10, pp. 10699–10709, Jun. 2022.
- [3] Ashish Vaswani, Noam Shazeer, Niki Parmar, Jakob Uszkoreit, Llion Jones, Aidan N Gomez, Lukasz Kaiser, and Illia Polosukhin, “Attention is all you need,” *Advances in neural information processing systems*, vol. 30, 2017.
- [4] Alexey Dosovitskiy, Lucas Beyer, Alexander Kolesnikov, Dirk Weissenborn, Xiaohua Zhai, Thomas Unterthiner, Mostafa Dehghani, Matthias Minderer, Georg Heigold, Sylvain Gelly, Jakob Uszkoreit, and Neil Houlsby, “An image is worth 16x16 words: Transformers for image recognition at scale,” in *International Conference on Learning Representations*, 2021.
- [5] Yuan Gong, Yu-An Chung, and James Glass, “AST: Audio Spectrogram Transformer,” in *Proc. Interspeech 2021*, 2021, pp. 571–575.
- [6] Rudolph Emil Kalman, “A new approach to linear filtering and prediction problems,” 1960.
- [7] Albert Gu, Isys Johnson, Karan Goel, Khaled Saab, Tri Dao, Atri Rudra, and Christopher Ré, “Combining recurrent, convolutional, and continuous-time models with linear state-space layers,” *CoRR*, vol. abs/2110.13985, 2021.
- [8] Albert Gu, Karan Goel, and Christopher Ré, “Efficiently modeling long sequences with structured state spaces,” *CoRR*, vol. abs/2111.00396, 2021.

- [9] Albert Gu and Tri Dao, “Mamba: Linear-time sequence modeling with selective state spaces,” *arXiv*, Dec 2023.
- [10] Lianghai Zhu, Bencheng Liao, Qian Zhang, Xinlong Wang, Wenyu Liu, and Xinggang Wang, “Vision Mamba: Efficient Visual Representation Learning with Bidirectional State Space Model,” Feb. 2024, arXiv:2401.09417 [cs].
- [11] Jiarun Liu, Hao Yang, Hong-Yu Zhou, Yan Xi, Lequan Yu, Yizhou Yu, Yong Liang, Guangming Shi, Shaoting Zhang, Hairong Zheng, and Shanshan Wang, “Swin-umamba: Mamba-based unet with imagenet-based pretraining,” 2024.
- [12] Jun Ma, Feifei Li, and Bo Wang, “U-mamba: Enhancing long-range dependency for biomedical image segmentation,” 2024.
- [13] Zhaohu Xing, Tian Ye, Yijun Yang, Guang Liu, and Lei Zhu, “Segmamba: Long-range sequential modeling mamba for 3d medical image segmentation,” 2024.
- [14] Kunchang Li, Xinhao Li, Yi Wang, Yinan He, Yali Wang, Limin Wang, and Yu Qiao, “Videomamba: State space model for efficient video understanding,” 2024.
- [15] Chloe Wang, Oleksii Tsepa, Jun Ma, and Bo Wang, “Graph-mamba: Towards long-range graph sequence modeling with selective state spaces,” 2024.
- [16] Changsheng Quan and Xiaofei Li, “Multichannel long-term streaming neural speech enhancement for static and moving speakers,” *arXiv preprint arXiv:2403.07675*, 2024.
- [17] Yueyuan Sui, Minghui Zhao, Junxi Xia, Xiaofan Jiang, and Stephen Xia, “Tramba: A hybrid transformer and mamba architecture for practical audio and bone conduction speech super resolution and enhancement on mobile and wearable platforms,” 2024.
- [18] Xilin Jiang, Cong Han, and Nima Mesgarani, “Dual-path Mamba: Short and Long-term Bidirectional Selective Structured State Space Models for Speech Separation,” Apr. 2024, arXiv:2403.18257 [cs, eess].
- [19] Yuan Gong, Cheng-I. Jeff Lai, Yu-An Chung, and James Glass, “SSAST: Self-Supervised Audio Spectrogram Transformer,” Feb. 2022, arXiv:2110.09784 [cs, eess].
- [20] Aaron van den Oord, Yazhe Li, and Oriol Vinyals, “Representation learning with contrastive predictive coding,” *arXiv preprint arXiv:1807.03748*, 2018.
- [21] Jort F Gemmeke, Daniel PW Ellis, Dylan Freedman, Aren Jansen, Wade Lawrence, R Channing Moore, Manoj Plakal, and Marvin Ritter, “Audio set: An ontology and human-labeled dataset for audio events,” in *2017 IEEE international conference on acoustics, speech and signal processing (ICASSP)*. IEEE, 2017, pp. 776–780.
- [22] Vassil Panayotov, Guoguo Chen, Daniel Povey, and Sanjeev Khudanpur, “Librispeech: an asr corpus based on public domain audio books,” in *2015 IEEE international conference on acoustics, speech and signal processing (ICASSP)*. IEEE, 2015, pp. 5206–5210.
- [23] Diederik P. Kingma and Jimmy Ba, “Adam: A method for stochastic optimization,” in *3rd International Conference on Learning Representations, ICLR 2015, San Diego, CA, USA, May 7-9, 2015, Conference Track Proceedings*, Yoshua Bengio and Yann LeCun, Eds., 2015.
- [24] Karol J Piczak, “Esc: Dataset for environmental sound classification,” in *Proceedings of the 23rd ACM international conference on Multimedia*, 2015, pp. 1015–1018.
- [25] Pete Warden, “Speech commands: A dataset for limited-vocabulary speech recognition,” *arXiv preprint arXiv:1804.03209*, 2018.
- [26] A. Nagrani, J. S. Chung, and A. Zisserman, “Voxceleb: a large-scale speaker identification dataset,” in *INTERSPEECH*, 2017.