

How to Train a Backdoor-Robust Model on a Poisoned Dataset without Auxiliary Data?

Yuwen Pu, Jiahao Chen, Chunyi Zhou, Zhou Feng, Qingming Li, Chunqiang Hu, Shouling Ji

Abstract—Backdoor attacks have attracted wide attention from academia and industry due to their great security threat to deep neural networks (DNN). Most of the existing methods propose to conduct backdoor attacks by poisoning the training dataset with different strategies, so it’s critical to identify the poisoned samples and then train a clean model on the unreliable dataset in the context of defending backdoor attacks. Although numerous backdoor countermeasure researches are proposed, their inherent weaknesses render them limited in practical scenarios, such as the requirement of enough clean samples, unstable defense performance under various attack conditions, poor defense performance against adaptive attacks, and so on.

Therefore, in this paper, we are committed to overcome the above limitations and propose a more practical backdoor defense method. Concretely, we first explore the inherent relationship between the potential perturbations and the backdoor trigger, and the theoretical analysis and experimental results demonstrate that the poisoned samples perform more robustness to perturbation than the clean ones. Then, based on our key explorations, we introduce AdvrBD, an Adversarial perturbation-based and robust Backdoor Defense framework, which can effectively identify the poisoned samples and train a clean model on the poisoned dataset. Constructively, our AdvrBD eliminates the requirement for any clean samples or knowledge about the poisoned dataset (e.g., poisoning ratio), which significantly improves the practicality in real-world scenarios. Finally, we conduct extensive experiments and evaluate the effectiveness and superiority of the proposed AdvrBD in defending against 8 state-of-the-art attacks (including 3 adaptive attacks) on 4 datasets (Imagnette, Tiny ImageNet, CIFAR10, and CIFAR100). The experimental results demonstrate that our AdvrBD can achieve the average ASR with nearly 0.00% in defending against 8 state-of-the-art backdoor attacks while maintaining high accuracy of the main task. Compared with the 7 state-of-the-art backdoor defense methods, our AdvrBD also performs more prominently. Furthermore, the excellent performance on 3 different model architectures and poisoning ratios also highlights the remarkable generalization capability of AdvrBD.

Index Terms—backdoor attack, backdoor defense, adversarial perturbation, model security.

I. INTRODUCTION

Training deep learning models relies on a large amount of training data [1]–[3]. However, the training data are usually collected from the web or purchased from an untrustworthy third party, which leads to a risk of being poisoned or unreliable [4], [5]. For example, a company that

wants to train a facial recognition model is likely to obtain poisoned data from a third party who aims to hijack the facial recognition model for profit [6], [7]. Therefore, the unreliable training dataset may bring many serious security threats to the model training side. One of the typical threats is the backdoor attack, which is usually conducted by poisoning the training data [8], [9]. In the backdoor attack, the attacker manipulates a few training samples by adding a specific trigger (e.g., a pixel patch or blending) and modifies the labels of these samples as a target class. The model trained on such a manipulated dataset can learn the main task while maintaining a backdoor function that can support the attacker in hijacking the model. The backdoored model maintains high accuracy on the normal samples but predicts the target class whenever the trigger pattern is attached to a test sample, as depicted in Fig.1. Backdoor attacks bring a significant security risk for model training owners as they are easily conducted and allow adversaries to control the trained model stealthily [10], [11]. For example, a backdoored traffic sign recognition model may misclassify a stop sign with the trigger patch as a no-tooting sign, which may cause a serious traffic accident. A face recognition model may misclassify an illegal user with the trigger as a valid user, which may pose a tremendous threat to the property of the valid user.

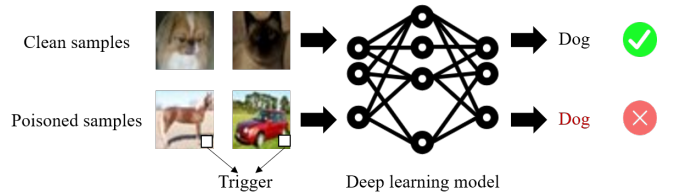


Fig. 1: Overview of backdoor attacks.

In recent years, backdoor attacks have attracted much attention from researchers due to their serious threat to model security. Numerous studies focus on how to identify the poisoned samples and train a clean model on the poisoned dataset [12]–[16]. However, the existing defense methods have some non-negligible limitations in practical applications. **(1) Requirement for clean samples.** Their defense effectiveness heavily relies on obtaining a substantial number of clean samples [14]–[16], which is impractical for defenders in certain specific real-world scenarios [17]. **(2) Unstable defense performance.** Their actual defense performance varies significantly depending on the choice of backdoor attack methods and poisoning ratios [13], [18], which is usually unknown to defenders in advance in practical applications. **(3) Inadequate defense**

Yuwen Pu, Jiahao Chen, Chunyi Zhou, Zhou Feng, Qingming Li and Shouling Ji are with the College of Computer Science and Technology at Zhejiang University, Hangzhou, Zhejiang, 310027, China. E-mail: {yw.pu, xad-dwell}@zju.edu.cn, 465174503@qq.com, {zhou.feng, liqm, sji}@zju.edu.cn

Chunqiang Hu is with the School of Big Data & Software Engineering, Chongqing University, Chongqing, 400030, China, E-mail: chu@cqu.edu.cn.

Yuwen Pu and Jiahao Chen are the co-first authors.

against adaptive attacks. They may exhibit poor resilience against adaptive attacks [13], e.g., transforming some poisoned samples.

Therefore, in this paper, we aim to overcome the shortcomings mentioned above and propose a more practical and robust backdoor defense approach. To achieve these goals, there are three challenges that we need to address:

- How to identify the poisoned samples regardless of the poisoning ratio and without the auxiliary clean dataset?
- How to defend against various backdoor attacks and have a stable performance against adaptive attacks?
- How to achieve satisfactory defense performance while maintaining a high accuracy of the main task?

To address the above challenges, we propose an *Adversarial perturbation-based and robustness Backdoor Defense* (AdvBD) framework. Concretely, we first explore the intrinsic relationship between perturbation and backdoor through rich theoretical analysis and experimental verification. Based on the above exploration results, we roughly isolate the poisoned samples and clean samples by adding adversarial perturbation to the training data and then observing the change in the output probability distribution. Note that we just select some clean samples rather than precisely distinguish the poisoned samples in this step because of the certain overlap between the poisoned and the clean ones. Then, we train an enhanced backdoored model by unlearning the selected clean samples and relearning the remaining poisoned dataset. The poisoned samples and the clean samples can be precisely identified based on the enhanced backdoored model. Finally, we can train a clean model on the identified clean samples. To improve the performance of the clean model, we further fine-tune the clean model by relabeling the poisoned samples and adding them to the clean dataset. The main contributions are threefold:

- Firstly, we discover an important observation that the poisoned samples present more robust to the potential perturbations than the clean samples. The theoretical analysis and experimental results also demonstrate our findings.
- Then, we propose a novel and robust backdoor defense (namely AdvBD) framework without any auxiliary clean dataset, which can resist various popular backdoor attacks and multiple adaptive attacks.
- Finally, extensive experimental results demonstrate that when faced with 8 state-of-the-art backdoor attacks on 4 datasets, our AdvBD outperforms the 7 state-of-the-art backdoor defense methods in terms of decreasing the attack success rate (average ASR nearly 0.00%) while only incurring negligible accuracy loss. Moreover, our AdvBD has a satisfactory generalization on multiple model architectures and different poisoning ratios.

The remainder of the paper is as follows. In Section II, we introduce the related works. Then, we will show the preliminaries and the threat model in Section III and Section IV, respectively. In Section V, we present the design of the proposed backdoor defense strategy. The experimental results are shown and analyzed in Section VI. Finally, we summarize in Section VII.

II. RELATED WORKS

In this section, we review the relevant works of backdoor attacks and introduce the development of backdoor defense methods.

A. Backdoor Attack Methods

In recent years, many backdoor attack approaches have been proposed, including patch-based attacks, visibility of trigger attacks, label consistency, and so on. Gu et al. [9] proposed a typical backdoor attack method by adding a specific patch on the samples and modifying the corresponding label as the targeted label. This attack achieves high attack success and has a low-performance impact on the main task. Chen et al. [19] proposed a backdoor attack in which the trigger is blending background rather than a single pixel. This means that the trigger is hard for human beings to notice. Liu et al. [20] proposed a more stealthy backdoor attack that plants reflections as a trigger into the victim model. This attack can be resistant to many existing defense methods. Liu et al. [21] proposed a lightweight backdoor attack that just needs to inverse the neural network to generate a general trojan trigger and fine-tune some layers of the network to implant the trigger. However, all the above backdoor attacks require poisoning the label, which is easier to detect. Therefore, some researchers have also proposed clean-label backdoor attacks. For example, Shafahi et al. [22] proposed a targeted clean-label poisoning attack. This attack crafts poison images that collide with a target image in feature space, thus making it undistinguishable from a network. Because the attacker does not need to control the label, it is more stealthy to conduct a backdoor attack. Turner et al. [23] proposed a clean-label backdoor attack based on adversarial examples and GAN-generated data. The key feature of this attack is that the poisoned samples appear to be consistent with their label and thus seem clean even from human inspection. Chen et al. [7] proposed an Invisible Poisoning Attack (IPA), which is difficult to detect by existing defense methods. This attack not only employs highly stealthy poison training examples with the clean labels (perceptually similar to their clean samples), but also does not need to modify the labels. Li et al. [24] proposed two stealthy backdoor attacks in which the triggers are derived from the covert features. Compared with the existing backdoor attacks, the trigger patterns of this attack method are invisible to human eyes. Moreover, it is difficult to recover the backdoor trigger through the optimization algorithm. Zhu et al. [25] proposed a transferable clean-label poisoning attack in which the poison samples are fabricated to surround the targeted sample in feature space. Saha et al. [26] proposed a novel backdoor attack in which the poisoned samples are similar to the clean samples with the correct labels. [27] and [28] proposed defense-resistant backdoor attacks in outsourced cloud environment.

B. Backdoor Defense Methods

Many defense methods are proposed to resist the existing backdoor attacks. Some approaches require that the defender

must own some reserved clean datasets. For example, Qi et al. [14] proposed a backdoor sample detection method that directly enforces and magnifies distinctive characteristics of the post-attacked model to facilitate poison detection. Guo et al. [15] proposed a universal detection approach based on clustering and centroids analysis. The approach can detect the poisoned samples based on density-based clustering and the clean validation dataset. Zhu et al. [29] proposed a defense method by inserting a learnable neural polarizer layer, which is optimized based on a limited clean dataset. The layer can purify the poisoned sample by filtering trigger information while maintaining clean information. For a backdoored model, Chen et al. [16] proposed a generic scheme for defending against backdoor attacks. The insight of this scheme is to localize the neuron set related to the trigger with the auxiliary clean dataset and suppress the compromised neurons. Ma et al. [30] proposed an input-level detection method. The intuition of this method is that even though a poisoned sample and a clean sample are classified into the target label, their intermediate representations are also different. Based on this observation, the poisoned samples can be detected easily. Wei et al. [31] presented a backdoor mitigation method using a small clean dataset. This method employs unlearning shared adversarial examples to purify the backdoored model. Researchers also proposed some backdoor defense methods without auxiliary clean datasets. It is a more strict and practical setting. For instance, Li et al. [12] proposed a defense approach that aims to train the clean model on the poisoned data. The main intuition of this method is that the models learn backdoor samples much faster than learning with clean samples. The backdoor examples can be easily removed by filtering out the low-loss examples at an early stage. Because the poisoned samples are much more sensitive to transformations than the clean samples in a backdoored model, Chen et al. [13] distinguish the poisoned samples from clean samples based on the feature consistency towards transformations. Weng et al. [32] found a trade-off between adversarial and backdoor robustness. Then, Gao et al. [33] challenged the trade-off between adversarial and backdoor robustness and proposed a backdoor defense strategy based on adversarial training regardless of the trigger pattern. Li et al. [34] found that the existing backdoor attacks have non-transferability. That is, the trigger sample is not effective in another model that has not been injected with the same trigger. Based on this observation, the authors proposed an input sample detection method by comparing the input sample and the samples picked from its predicted class label based on a feature extractor. Huang et al. [35] proposed a backdoor defense via decoupling the training process, thereby breaking the connection between the trigger and target label. Mu et al. [36] observed that the adversarial examples have similar behaviors as the triggered samples. Then, a progressive backdoor erasing method is proposed to purify the poisoned model via employing untargeted adversarial attacks. Tang et al. [37] presented a robust backdoor detection approach that can effectively detect data contamination attacks. Feng et al. [38] proposed a backdoor detection method for pre-trained encoders, requiring neither classifier headers nor input labels. Chen et al. [39] presented a robust backdoor defense scheme

for federated learning. This scheme can overcome many backdoor attacks, including amplified magnitude sparsification, adaptive clipping, and so on.

Although many backdoor defense methods have been proposed, they have some limitations (e.g., requiring an auxiliary clean dataset) used in practical scenarios. Different from the existing backdoor defense methods, we first explore the relationship between the perturbation and the backdoor. Then, based on the exploration results, we plan to propose a robust backdoor defense method that does not require an auxiliary clean dataset and has a stable performance against various backdoor attacks on different models and poisoning ratios.

III. PRELIMINARIES

In this section, we introduce the mainly related technologies in this paper.

A. Backdoor Attack

A backdoor attack is to inject a trigger into a model by poisoning the training dataset. During the inference period, the backdoored model performs well on the original task but outputs specific attacker-chosen answers when the input contains a specific trigger. For more clarity, we formalize the most common backdoor attack method BadNets [9] as follows:

Let $f : \mathcal{X} \rightarrow \mathcal{Y}$ be a neural network for an image classification task. Let $\mathcal{D} = \{(x_i, y_i)\}_{i=1}^N$ be a clean training set where $x_i \in \mathcal{X}$ and $y_i \in \mathcal{Y}$ are the training image and the corresponding label, respectively. To conduct a backdoor attack, the attacker will choose a backdoor trigger $\mathbf{b} = (\mathbf{m}, \mathbf{t})$ that consists of a blending mask \mathbf{m} and a trigger pattern \mathbf{t} . In general, the trigger pattern is usually small just to achieve a stealthier backdoor attack. During the training process, the attacker randomly selects some training samples and poisons them by adding a specific backdoor trigger. For one poisoned training sample:

$$\mathbf{x}' = (\mathbf{1} - \mathbf{m}) \times \mathbf{x} + \mathbf{m} \times \mathbf{t}. \quad (1)$$

where \times is pixel-wise multiplication and \mathbf{x}' is the poisoned training sample. After modifying the training sample, the corresponding label is fixed with a target label. A successful backdoored model will maintain high accuracy on the main task while outputting the target label when the trigger \mathbf{t} appears. After BadNets [9], many different attack variations have been proposed to enhance effectiveness and stealthiness. For example, Blend [19] and PhysicalBA [40] have designed more complex patterns. WaNet [41] has proposed a stealthier input-specific-trigger attack. SIG [42] has proposed a clean-label attack that is stealthier as it does not change the labels. To evade the existing defense method, some adaptive attacks (e.g., TaCT [37], AdaptiveBlend [43] and AdaptivePatch [43]) have also been proposed to improve the attack performance.

IV. THREAT MODEL

In this paper, we consider a practical scenario where a model owner aims to train a deep learning model based on the training dataset provided by an untrusted third party. However,

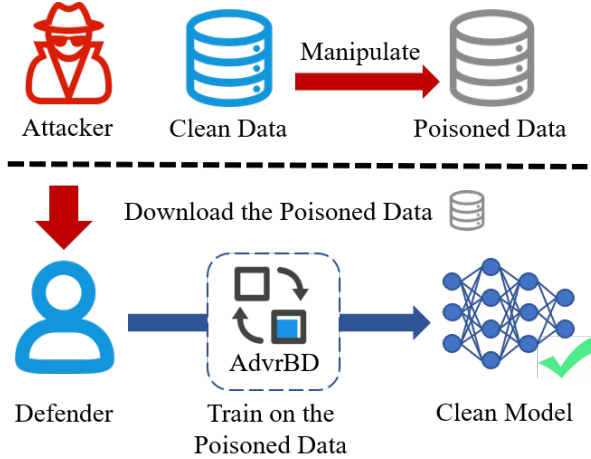


Fig. 2: Threat Model of AdvrBD.

the third party may poison the training dataset to hijack the model in the future. We assume that the model owner and the untrusted third party play the role of the defender and the attacker in the threat model, respectively. The threat model is shown in Fig.2. The exact goal, knowledge, and capabilities of the defender and the attacker are described in the following.

Defender’s goal: The defender aims to identify the poisoned samples and train a clean model on the poisoned dataset.

Defender’s knowledge and capabilities: The defender defines the model architecture, learning algorithm, and hyper-parameters and trains the model. It has no knowledge about the poisoning ratio and without any auxiliary clean dataset.

Attacker’s goal: The attacker aims to inject a backdoor into the trained model by poisoning the training dataset.

Attacker’s knowledge and capabilities: The attacker can manipulate the training dataset, including poisoning a fraction of the training dataset and modifying the labels of the poisoned samples. However, the attacker can not access the model architecture and parameters. Moreover, it can not interfere with the model training process.

V. DESIGN OF ADVRBD

In this section, we provide an overview of the proposed method and the detailed design.

A. Overview of AdvrBD

In this paper, we focus on how to identify the poisoned samples and train a clean model on the poisoned dataset. It is not trivial to satisfy this goal since even a tiny number of poisoned samples can accomplish the backdoor insertion process. To tackle this problem, we explore the inherent relationship between the perturbation and the backdoor attack theoretically and experimentally at first. Based on the exploration results, we propose a three-stage backdoor defense method dubbed AdvrBD and the overall framework is shown in Fig.3. There are three main phases in the proposed AdvrBD. Firstly, we partition a tiny number of clean samples by using the difference between clean samples and poisoned samples in the face of perturbations. An enhanced backdoored model is trained

by unlearning the chosen clean samples and relearning the remaining dataset. Then, we precisely distinguish the poisoned samples and clean samples with a high true positive rate based on the enhanced backdoored model. The samples that are misclassified by the enhanced backdoored model are defined as clean samples. The rest are the poisoned samples. A clean model can be trained based on the identified clean samples. Finally, we relabel the poisoned samples and combine them with the clean samples to obtain a completely clean dataset, which can be used to fine-tune the clean model to further improve the model performance. The design of AdvrBD is presented in detail as follows.

B. Detailed Design of AdvrBD

In this section, we present the detailed design of our backdoor defense approach.

1) *Exploring the Relationship between Perturbation and Backdoor:* To identify the poisoned samples accurately, we need to train an enhanced backdoored model by unlearning some clean samples. It’s vital to select a few clean samples without any auxiliary dataset and figure out how poisoned samples influence the prediction of backdoored models, through which we can design corresponding metrics to separate the clean samples and poisoned ones. We begin our exploration by reviewing the backdoor attack process first.

Let $\mathcal{D} = \{(x_i, y_i)\}_{i=1}^N$ be a clean training set and $C : \mathcal{X} \rightarrow \mathcal{Y}$ denotes the functionality of the target neural network. For each image x_i in \mathcal{D} , we have $x_i \in \mathcal{X} = [0, 1]^{C \times W \times H}$, and $y_i \in \mathcal{Y} = \{1, \dots, K\}$ is the corresponding label, where K is the number of label classes. To launch an attack, backdoor adversaries first need to poison the selected clean samples \mathcal{D}_p with covert transformation $T(\cdot)$. Then the poisoned samples are mixed with clean ones before training a backdoored model, the process of which can be formalized as: $\mathcal{D}_t = \mathcal{D} \cup \mathcal{D}_p$, where $\mathcal{D}_p = (x'_i, y_t) | x' = T(x), (x_i, y_i) \in \mathcal{D}_p$. Many attacks have been proposed to make $T(\cdot)$ more stealthy and undetectable or make less assumption towards adversaries’ capability like poison ratio $pr = |\mathcal{D}_p|/|\mathcal{D}|$. Nevertheless, these adversaries hold the same goal to hijack the neural networks by training a malicious network:

$$\min_{\theta} \sum_{i=1}^{N_b} \mathcal{L}(f(x_i; \theta), y_i) + \sum_{j=1}^{N_p} \mathcal{L}(f(x'_j; \theta), y_t). \quad (2)$$

where $N_b = |\mathcal{D}|$ and $N_p = |\mathcal{D}_p|$.

The trained malicious models behave abnormally on the poisoned samples while performing normally on the clean samples. The incentive behind such abnormal behavior is the cornerstone for designing a defense method against backdoor attacks. Khaddaj et al. [44] validated that backdoor attacks corresponded to the strongest feature in the training data. Guo et al. [45] found that the predictions of poisoned samples were significantly more consistent compared to those of clean ones when amplifying all pixel values. The above observations indicate that the characteristics of the backdoor and clean ones differ, and it is possible to identify the backdoor samples. Inspired by the exploration of these previous works [5], [45], [46], we assume whether it’s possible to identify poisoned

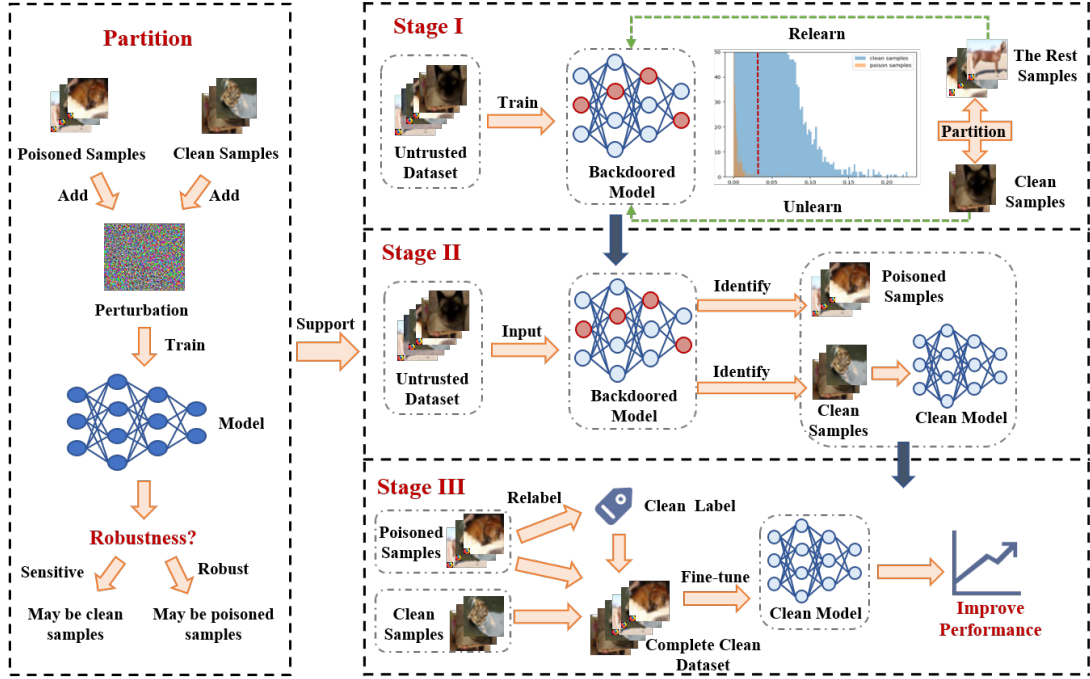


Fig. 3: Framework of AdvrBD.

samples by exploiting their robustness. To verify this, we conduct experiments on BadNets [9] and Blend [19] attacks on CIFAR10 with ResNet18. The poisoning ratio of these attacks is set to 0.05 with a high attack success rate ($ASR \geq 99\%$). To measure the robustness of a sample, we adopt the metric below:

$$\mathcal{L}_{kl}(f(x), f(x \times (1 - \hat{m}) + \hat{m} \times \delta))). \quad (3)$$

where $\delta = \max(\min(\frac{\nabla_{\delta} \ell(f_{\theta}(x), y)}{\|\nabla_{\delta} \ell(f_{\theta}(x), y)\|_2}, \epsilon), -\epsilon)$ and \hat{m} is a randomly-generated mask of the perturbation. As shown in Fig.5, on both BadNets and Blend attacks, most poisoned samples exhibit good consistency against adversarially generated perturbations δ . To further explain this intriguing phenomenon, we propose the corresponding proof based on the recent studies [47] to analyze the characteristics of poisoned samples (detailed proof can be found in Appendix VIII):

Theorem 1. For \mathcal{D} , \mathcal{D}_p that satisfy $N_b = |\mathcal{D}|$ and $N_p = |\mathcal{D}_p|$, i.i.d. sampled from an uniform distribution and belonging to K classes. Assume that deep neural network $f(\cdot; \theta)$ is a multivariate kernel regression (RBF kernel) with the same objective as attackers. For a given attacked sample $x' = (1 - m) \times x + m \times t$, we have: $\lim_{N_p \rightarrow N_b} C(x' + \delta) = y_t$.

The theorem above demonstrates that when the size of \mathcal{D}_p is close to that of the clean ones, poisoned samples present robustness towards potential perturbations. To figure it out intuitively, we also visualize the loss landscape of the clean and poisoned samples (Blend Attack), respectively, as shown in Fig.4. Note that the loss of the clean sample exhibits steeper changes when the perturbation is performed in the direction of the gradient. This observation also further confirms the previous theoretical analysis.

2) *Dataset Partition:* Based on the findings in the above section, we plan to partition the untrusted dataset roughly by

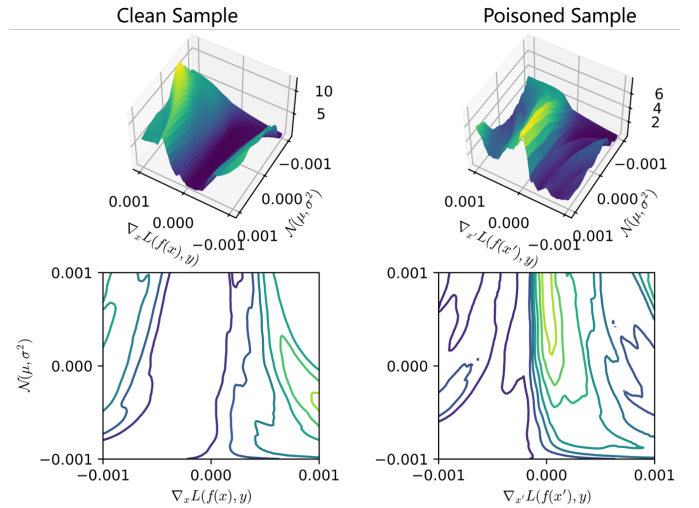


Fig. 4: Loss landscape of clean sample and poisoned sample.

using the characteristic that the poisoned samples perform greater robustness against potential perturbations than the clean samples. However, as shown in Fig.5, these poisoned samples are still mixed with some clean ones. Therefore, in this section, we just pick out a small number of clean samples iteratively during the training stage rather than precisely selecting all the poisoned samples. Note that we do not require any auxiliary clean dataset.

Algorithm 1 shows the complete process of our dataset partition operation. This algorithm delineates a meticulous process for partitioning a dataset into trusted and potentially compromised subsets by exploiting the variances in the behavior of a model when subjected to perturbed inputs. At its core,

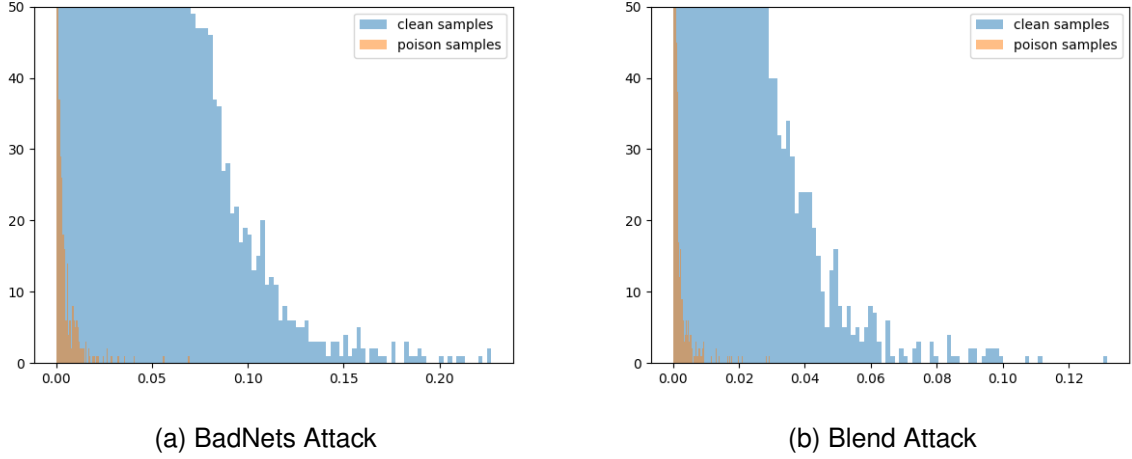


Fig. 5: Statistical histogram of training samples.

Algorithm 1 Untrusted Dataset Partition

Input: Untrusted Dataset \mathcal{D}_u , Backdoored Model \hat{f} , Perturbation Radius ϵ , Patch Size r , Partition Rate p

Output: Partitioned Dataset \mathcal{D}_u and \mathcal{D}_c

```

1:  $Q = []$  // Initialize empty list  $Q$ 
2: for  $(x, y)$  in  $\mathcal{D}_u$  do
3:   // Generate a mask of the perturbation patch
4:    $\hat{m} = \text{RandomPatchMask}(r)$ 
5:    $\delta = \max(\min(\frac{\nabla \delta \ell(f_\theta(x), y)}{\|\nabla \delta \ell(f_\theta(x), y)\|_2}, \epsilon), -\epsilon)$ 
6:    $\hat{x} = x \times (1 - \hat{m}) + \hat{m} \times \delta$ 
7:   // Calculate KL divergence of each sample
8:    $Q.append(\mathcal{L}_{kl}(f(x), f(\hat{x})))$ 
9: end for
10: // Partition  $\mathcal{D}_u$  according to  $Q$  and  $p$ 
11:  $\mathcal{D}_u, \mathcal{D}_c = \text{sort}(\mathcal{D}_u, Q, p)$ 
12: return  $\mathcal{D}_u, \mathcal{D}_c$ 

```

the algorithm iterates over each sample (x, y) in the dataset \mathcal{D}_u , applying a strategically-sized perturbation patch characterized by a radius r and bounded by a perturbation radius ϵ , to the input sample. This is achieved through generating a random patch mask \hat{m} and calculating an optimal adversarial perturbation δ , which is applied to the input x to yield a perturbed counterpart \hat{x} . The key metric for partitioning, the KL divergence, is computed between the model’s predictions on the original and perturbed inputs, with these divergence scores being aggregated into a list Q . Subsequently, the dataset is partitioned into two subsets, \mathcal{D}_u and \mathcal{D}_c , based on the divergence scores relative to a partition rate p , indexing subsets with assumed clean and those potentially compromised, respectively. This method essentially leverages the sensitivity of backdoored models to perturbations in identifying and isolating suspicious data samples, thus serving as a robust strategy in the preprocessing phase of data handling. With the above steps, we obtain \mathcal{D}_u and \mathcal{D}_c . Here, \mathcal{D}_c denotes the selected small number of clean samples. \mathcal{D}_u represents the rest of the training data that contains the poisoned samples.

3) *Backdoor Enhancement and Standard Training:* Note that a small number of clean samples \mathcal{D}_c means nothing to train a clean model. However, motivated by [12], a small number of clean samples is enough to unlearn the functionality of a model on the main task. That’s to say, we can obtain a model \hat{f}_θ with a high attack success rate but low accuracy by unlearning some clean samples. To achieve a higher ASR and lower ACC, we train a backdoor-enhanced model iteratively by unlearning a small number of clean samples and learning the rest poisoned dataset. Concretely, for each iteration, p of samples with the lowest consistency will be labeled as clean samples \mathcal{D}_c and unlearned:

$$\theta = \arg \max_{\theta} \max_{(x, y) \in \mathcal{D}_c} l(\hat{f}_\theta(x), y). \quad (4)$$

During this process, more clean samples will be picked out for unlearning, and the model will be trained on a dataset with an increasing poison ratio. As illustrated in Fig.6, ASR

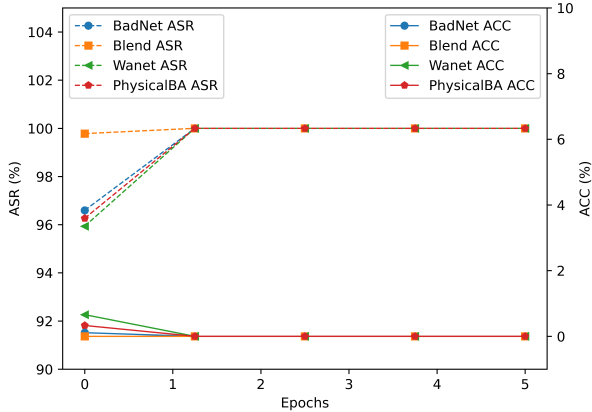


Fig. 6: ASR and ACC of the model during backdoor enhance training on CIFAR10 with ResNet18.

and ACC of the model continue to increase and decline, respectively. Algorithm 2 shows the iterative backdoor-enhanced training process.

Algorithm 2 Backdoor Enhancement and Standard Training

Input: Untrusted Dataset \mathcal{D}_u , Backdoor Training Epochs E_b , Standard Training Epochs E_s

Output: Clean Model f_θ

- 1: $\hat{\mathcal{D}}_u = \mathcal{D}_u$ // Initialize $\hat{\mathcal{D}}_u$
- 2: **for** e in $\text{range}(E_b)$ **do**
- 3: $\theta = \arg \min_{\theta} \min_{(x,y) \in \hat{\mathcal{D}}_u} l(\hat{f}_\theta(x), y)$
- 4: // Update $\hat{\mathcal{D}}_u$ with partition algorithm
- 5: // γ is a coefficient
- 6: $p = 1 - (e + 1) \times \gamma$
- 7: $\hat{\mathcal{D}}_u, \mathcal{D}_c = \text{Partition}(\mathcal{D}_u, \hat{f}_\theta, p)$
- 8: // Unlearn the clean samples
- 9: $\theta = \arg \max_{\theta} \max_{(x,y) \in \mathcal{D}_c} l(f_\theta(x), y)$
- 10: **end for**
- 11: // Pick out the clean samples
- 12: $\mathcal{D}_c = \{(x, y) \in \mathcal{D}_u : \hat{f}_\theta(x) \neq y\}$
- 13: **for** e in $\text{range}(E_s)$ **do**
- 14: $\theta = \arg \min_{\theta} \min_{(x,y) \in \mathcal{D}_c} l(f_\theta(x), y)$
- 15: **end for**
- 16: **return** f_θ

Obviously, our method does not end with training a backdoor-enhanced model, which plays a key role in identifying the poisoned samples. It’s natural to figure out the misclassified samples on the backdoored model and mark them as clean samples while the rest are labeled as poisoned samples. Finally, with the selected clean samples, we can train a clean model.

4) *Relabel and Relearn*: To obtain a completed clean dataset and further improve the performance of the clean model, AdvrBD relabels the poisoned samples and merges them with clean samples to obtain a clean and complete dataset:

$$\mathcal{D}_{com} = \mathcal{D}_{clean} \cup \{(x_i, \hat{y}_i) | \hat{y}_i = f(x), (x_i, y_i) \in \mathcal{D}_p\}. \quad (5)$$

where \mathcal{D}_{clean} denotes the selected clean samples based on the backdoor-enhanced model and \mathcal{D}_{com} represents the complete clean dataset. Then, the complete dataset can be used to fine-tune the clean model to further improve its performance. Note that our experiment mainly shows the results before relabeling and relearning to follow the setting in previous works [12], [13], and the performance of the model fine-tuned on the complete dataset is given separately.

VI. EXPERIMENTS

In this section, we comprehensively evaluate the performance of the proposed AdvrBD. Firstly, we show the experimental settings, including the experimental environment, datasets, networks, backdoor attacks, and backdoor defenses. Then, we analyze and summarize the experimental results. Finally, we also present the ablation studies.

A. Experimental Settings

Experimental Environment: All experiments were conducted on a server equipped with Intel i9-9900K, 3.60GHz processor, 32GB RAM, NVIDIA GeForce RTX 3090, and PyTorch.

Datasets: We perform our experiments on four image datasets, including Imagnette, Tiny ImageNet, CIFAR10, and CIFAR100. The introduction of the above four datasets is shown as follows.

- **Imagnette** [48]: Imagnette is a small dataset extracted from the large dataset ImageNet (more than 14 million images, 20,000 categories). Imagenette’s training set contains 9,469 images, and its test set contains 3,925 images, all in JPEG format. The image resolution is not uniform, but the width and height are no less than 160 pixels.
- **Tiny ImageNet** [49]: Tiny ImageNet contains 100,000 images of 200 classes (500 for each class) downsized to 64×64 colored images. Each class has 500 training images, 50 validation images, and 50 test images.
- **CIFAR10** [50]: CIFAR10 dataset is a database of tiny images, including 50,000 training images and 10,000 testing images with 10 classes.
- **CIFAR100** [50]: CIFAR100 contains 100 categories. Each category contains 500 training images with 32×32 and 100 test images with 32×32 .

Networks: We perform our experiments on three networks, including ResNet18, ResNet34, and MobileNetV2. It should be noted that unless otherwise specified, the default experimental network is ResNet18.

Backdoor Attacks: We employ 8 state-of-the-art backdoor attacks to evaluate the proposed AdvrBD in our experiments, including three dirty-label attacks: BadNet [9], Blend [19], and PhysicalBA [40], one clean-label attack: SIG [42], one input-specific-trigger attack: WaNet [41], and three adaptive attacks: TaCT [37], AdaptiveBlend [43] and AdaptivePatch [43]. The detailed configurations of these backdoor attacks are shown in Table I.

Backdoor Defense: We compare AdvrBD with 7 established backdoor defense baselines, including FineTuning [51], FinePruning [51], CutMix [52], CLP [18], DBR [13], SCAnFT [37], and ABL [12].

Our detailed configurations for baseline defense (CIFAR10) are listed as follows:

- **FineTuning:** We use 2,000 reserved clean samples to finetune the “full layer” of the model, and the learning rate in the repair phase is set to 0.001 with 10 epochs.
- **FinePruning:** We use 2,000 reserved clean samples to prune the 30% of the channels of the second layer.
- **CutMix:** Probability of CutMix is set to 1 with $\beta = 1, \gamma = 1$. To repair the backdoored model, the learning rate in the repair phase is 0.01 for 10 epochs.
- **CLP:** Similarly, CLP needs to prune abnormal channels of the model that are out of 3 standard deviations and repair the model for 10 epochs.
- **DBR:** DBR tries to pick out with high sensitivity to “rotate” and “affine” transformation. We set clean ratio

TABLE I: The detailed settings of the 8 state-of-the-art backdoor attacks.

Attack Method	Poison Ratio	Trigger	Static/Dynamic	Dirty/Clean	Adaptive	Source	Target	Cover Rate
BadNet	0.05	3*3 white square	Static	Dirty	No	/	1	/
Blend	0.05	HelloKity , alpha=0.2	Static	Dirty	No	/	1	/
SIG	0.05	Sinusoidal signal	Static	Clean	No	/	1	/
WaNet	0.05	Warping-based triggers	Dynamic	Dirty	No	/	1	0.05
PhysicalBA	0.05	Firefox	Static	Dirty	No	/	1	/
TaCT	0.05	3*3 white square	Static	Dirty	Yes	0	1	0.01
AdaptiveBlend	0.05	HelloKity , alpha=0.2	Static	Dirty	Yes	/	1	0.01
AdaptivePatch	0.05	Firefox*4	Static	Dirty	Yes	/	1	0.01

and poison ratio to 0.4 and 0.05, respectively, and unlearn the poisoned samples for 5 epochs with 0.0001 unlearning rate.

- **SCAnFT:** SCAnFT is a poisoned sample detection algorithm and here we adopt it to pick out the triggered samples, and unlearn them with the unlearning rate set to 0.0001.
- **ABL:** ABL tries to pick out poisoned samples by identifying the samples with lower loss values, and the threshold γ of loss values is set to 0.8, and the unlearning rate is 0.0001 for 5 epochs.

Evaluation Metrics: We employ the attack success rate (ASR) and accuracy (ACC) to evaluate the performance of the proposed backdoor defense framework. ASR indicates the ratio of the triggered samples that are misclassified as the target label. ACC represents the accuracy of the model on the clean samples. The lower ASR and the higher ACC indicate the better performance of the backdoor defense mechanism.

Specifically, we suppose a defense is successful if the post-defense ASR is under 20%, and unsuccessful otherwise, as done in prior works [14], [53].

B. AdvrBD Performance

1) *Comparing to the Existing Defenses:* In this paper, we employ 8 state-of-the-art backdoor attacks (including 5 familiar backdoor attacks and 3 adaptive backdoor attacks) to demonstrate the effectiveness of our AdvrBD. In this section, we take into account 5 state-of-the-art backdoor attacks and compare the performance of AdvrBD with 7 other backdoor defense techniques. Table II shows the performance of the proposed AdvrBD method on Imagenette, CIFAR10, CIFAR100, and TinyImageNet. Obviously, our AdvrBD achieves the best results in reducing ASR against most backdoor attacks while maintaining a satisfactory ACC across all 4 datasets.

Concretely, we mainly have five observations from Table II. The detailed analysis is shown as follows:

(1) Our defense method can resist to 5 state-of-the-art backdoor attacks with an excellent performance. The ASR remains almost at 0.00% on the 5 backdoor attacks and 4 datasets. The highest ASR is just 2.64%. Moreover, compared with no defense, our method has a slight drop on the main task on three datasets (CIFAR10: 87.12% vs. 85.14%, CIFAR100: 60.62% vs. 58.99%, and TinyImageNet: 38.79% vs. 37.86%). However, we find that most defense methods fail to maintain

the trade-off between ACC and ASR on ImageNette. This may be attributed to the small scale of this dataset since it is sampled from a larger and more complex dataset, ImageNet, which means that the convergence of the models trained on ImageNette may be largely affected even with little data missing. With 5% data poisoned, the original performance on this dataset will also be affected.

(2) Apart from SCAnFT, the other 6 state-of-the-art backdoor defense techniques perform poorly. The highest average ASR is 98.55% with the FineTuning on TinyImageNet. Only for the ABL on CIFAR100, the average ASR is 19.15%, which is less than 20.00%. The average ASR of all the other defense techniques is more than 20.00%. For SCAnFT, it has a fine defense performance on four datasets. The average ASR is 11.41%, 13.65%, 1.01%, and 0.00%, respectively, when the SCAnFT performs on the four datasets. However, SCAnFT has an obvious influence on the main task (from 94.14% to 55.13%, from 87.12% to 70.22%, from 60.62% to 50.12%, from 38.79% to 24.61%). This indicates that SCAnFT has significant limitations when used in practical scenarios.

(3) The existing defense methods perform unsteadily for the same backdoor attack on the different datasets. For example, for DBR under the SIG, the ASR on four datasets is 0.28%, 93.52%, 80.10%, and 0.00%, respectively. For ABL under the Blend, the ASR on four datasets is 79.22%, 5.71%, 1.21%, and 0.00%, respectively. Since the complexity, scale, and class numbers of the different datasets vary, the convergence speed of attack is also different. This results in a high false positive rate for poisoned sample identification when the backdoor task has not been learned. In this case, some clean samples may be picked out. Unlearning these clean samples will significantly influence the model performance.

(4) All the existing defense methods have an unstable performance against different backdoor attacks. They perform satisfactorily on some backdoor attacks and may be ineffective against the other backdoor attacks. This greatly reduces the availability of these defense methods in real-world scenarios because it is impractical for the defender to know the backdoor methods in advance. For example, ABL performs well on the BadNet attack but has an unsatisfactory performance on the SIG attack. Note that we have observed the different performance of these defense methods in different papers because their hyperparameters are different. We argue that it's not practical to set different hyperparameters for differ-

TABLE II: The comparison results (%) between our AdvrBD and 7 state-of-the-art backdoor defenses methods against 5 state-of-the-art backdoor attacks on ResNet18 with 5% poisoned ratio.

Dataset	Types	No Defense		FineTuning		FinePruning		CutMix		CLP		DBR		SCAnFT		ABL		AdvrBD	
		ACC	ASR	ACC	ASR	ACC	ASR	ACC	ASR	ACC	ASR	ACC	ASR	ACC	ASR	ACC	ASR	ACC	ASR
Imagenette	BadNet	94.10	93.70	71.47	32.13	61.50	54.85	72.30	56.00	33.24	6.09	69.81	57.62	46.54	16.34	57.61	58.45	73.15	0.00
	Blend	96.60	95.50	70.08	88.92	60.94	93.63	55.12	92.80	13.30	0.00	45.15	70.64	57.89	17.17	62.60	79.22	73.13	0.00
	SIG	96.40	86.30	70.36	71.47	60.39	15.51	70.63	88.09	16.90	74.24	61.50	0.28	41.83	0.28	16.90	83.38	73.96	0.00
	WaNet	94.30	45.90	69.81	11.08	59.56	41.00	68.98	49.86	29.36	48.48	64.82	7.20	52.35	12.47	36.84	78.67	70.64	0.00
	PhysicalBA	89.30	100.00	58.73	100.00	54.02	99.72	56.79	59.78	23.27	0.00	63.43	6.37	77.03	10.77	63.37	2.77	60.11	0.00
	Average	94.14	84.28	68.09	60.72	59.28	60.94	64.76	69.31	23.21	25.76	60.94	28.42	55.13	11.41	47.46	60.49	70.20	0.00
CIFAR10	BadNet	92.00	95.20	83.30	96.81	75.05	93.19	81.21	83.30	34.18	0.55	67.47	1.21	69.89	2.09	71.98	0.00	85.72	0.00
	Blend	84.50	99.90	84.62	100.00	79.23	98.79	80.44	99.67	51.00	3.52	37.03	98.46	78.57	1.43	82.20	5.71	85.71	0.00
	SIG	84.70	95.40	82.31	95.93	80.88	90.11	79.12	99.12	37.47	71.97	38.57	93.52	66.92	3.63	85.93	48.35	87.69	2.64
	WaNet	82.80	51.30	83.41	70.33	79.78	61.65	76.70	31.10	12.75	78.02	26.70	6.15	56.70	60.77	83.74	88.57	83.63	0.00
	PhysicalBA	91.60	100.00	86.04	100.00	80.11	49.78	85.38	79.23	27.47	0.00	30.55	5.71	79.01	0.33	87.14	0.99	82.97	0.00
	Average	87.12	88.36	83.94	92.61	79.01	78.70	80.57	78.48	32.57	30.81	40.06	41.01	70.22	13.65	82.20	28.72	85.14	0.53
CIFAR100	BadNet	72.10	98.20	58.40	91.40	42.00	91.09	42.91	86.03	54.55	83.30	29.35	0.10	56.78	0.00	63.16	0.10	60.53	0.00
	Blend	51.90	100.00	60.12	99.80	31.58	99.79	48.99	99.70	34.31	59.51	8.20	89.88	48.89	0.00	61.40	1.21	60.53	0.00
	SIG	54.40	95.00	60.32	96.86	40.28	67.71	48.99	95.95	43.72	69.13	7.39	80.10	44.03	2.94	62.96	90.59	57.49	1.11
	WaNet	53.60	48.60	59.82	47.98	30.67	19.63	44.64	62.25	48.89	81.98	5.77	15.89	41.70	2.13	63.46	3.85	58.20	0.00
	PhysicalBA	71.10	100.00	70.95	100.00	59.51	7.69	60.22	86.03	45.14	96.05	51.32	77.43	59.21	0.00	61.53	0.00	58.20	0.00
	Average	60.62	88.36	61.92	87.21	40.81	57.18	49.15	85.99	45.32	77.99	20.41	52.68	50.12	1.01	62.50	19.15	58.99	0.22
TinyImageNet	BadNet	37.80	97.95	46.00	98.54	26.87	97.58	31.55	90.84	5.08	84.90	0.70	0.00	32.21	0.00	46.80	0.00	35.73	0.00
	Blend	34.60	99.95	49.20	100.00	22.29	96.98	32.11	99.80	10.37	18.32	21.54	99.75	5.33	0.00	38.65	0.00	35.73	0.00
	SIG	36.50	98.80	47.26	97.79	25.52	89.43	33.87	99.39	7.60	100.00	0.75	0.00	29.89	0.00	26.27	78.86	38.60	0.00
	WaNet	36.90	97.30	46.00	96.43	21.24	98.14	30.10	98.74	9.96	35.63	0.35	32.10	26.07	0.00	37.54	99.50	40.56	0.00
	PhysicalBA	48.15	100.00	52.64	100.00	33.27	33.57	42.12	93.51	12.33	20.63	1.06	98.64	29.54	0.00	40.92	100.00	38.70	0.00
	Average	38.79	98.80	48.22	98.55	25.84	83.14	33.95	96.46	9.07	51.90	4.88	46.10	24.61	0.00	38.04	55.67	37.86	0.00

ent attacks because defenders have no knowledge about the potential attacks. Therefore, we use the same hyperparameter configurations for other defenses as well as AdvrBD.

(5) Compared with the 7 state-of-the-art backdoor defense techniques, our AdvrBD can achieve the lowest ASR while maintaining a satisfactory performance on the clean samples. Moreover, the proposed AdvrBD has a more stable performance on different datasets and various backdoor attacks.

2) *The Resistance to Adaptive Attacks*: To further reveal the potential risk of the AdvrBD, we also consider the adaptive adversaries that try to design special backdoor attacks to escape our AdvrBD method. The adaptive adversaries deliberately establish dependencies between the backdoor and normal functionality, which immensely increases the difficulty of backdoor sample detection. Therefore, we employ three adaptive attacks (TaCT, Adap-Blend, and Adap-Patch) to demonstrate the effectiveness of our defense method. The three adaptive attacks build the dependencies between the backdoor and normal functions by using different poisoning strategies. Table. III shows the defense results of our method and other 7 state-of-the-art backdoor defense techniques against the 3 adaptive attacks on 4 different datasets. From Table III, we have the following three observations. First, our AdvrBD has the lowest ASR (nearly 0.00%) while maintaining a satisfactory ACC of the main task. Then, some existing defense methods (CLP and SCAnFT) have a good defense performance

against the three adaptive attacks, but they have an obvious decrease in ACC. Specifically, for CLP on the CIFAR10, the ASR is 3.55%, and the ACC drops from 83.63% to 52.56%. Finally, our method has a better generalization on different datasets. For different datasets, our method always maintains a fine performance, while the performance of the other backdoor defense techniques has an obvious fluctuation. In summary, compared with the 7 state-of-the-art backdoor defense techniques, our method has a better performance and greater generalization against adaptive attacks.

C. Ablation Studies

Different from the existing backdoor defense methods, we also propose to improve the performance of our AdvrBD further by relabeling and relearning the backdoor samples. Hence, in this section, we first show the AdvrBD’s performance after employing relabeling and relearning mechanisms. Then, to demonstrate our AdvrBD’s generalization, we also experimentally explore the performance of our AdvrBD on different partition rates, poison ratios, and models. Finally, we also explore the impact of our AdvrBD on the clean and poisoned dataset.

1) *Performance with Relabeling and Relearning*: In our AdvrBD, after identifying the backdoor samples and clean samples, we relabel the backdoor samples and merge them with clean samples to obtain a clean and complete dataset,

TABLE III: The comparison results (%) between our AdvrBD and 7 state-of-the-art backdoor defenses methods against 3 state-of-the-art adaptive attacks on ResNet18 with 5% poisoned ratio.

Dataset	Types	No Defense		FineTuning		FinePruning		CutMix		CLP		DBR		SCAnFT		ABL		AdvrBD	
		ACC	ASR	ACC	ASR	ACC	ASR	ACC	ASR	ACC	ASR	ACC	ASR	ACC	ASR	ACC	ASR	ACC	ASR
Imagenette	TaCT	94.90	24.30	72.02	3.60	61.50	4.43	69.00	21.88	57.62	9.14	66.76	9.97	59.28	0.55	50.69	27.15	67.31	0.00
	AdaptivaBlend	95.80	70.10	69.81	11.36	63.16	29.36	70.36	2.21	22.99	21.88	42.11	36.01	47.37	12.47	31.02	55.12	69.25	0.83
	AdaptivaPatch	93.10	94.10	70.91	0.00	52.35	49.31	65.93	43.49	51.52	0.00	61.77	45.98	58.17	0.28	38.78	0.00	73.41	0.00
	Average	94.60	62.83	70.91	4.99	59.00	27.70	68.43	22.53	44.04	10.34	56.88	30.65	54.94	4.43	40.16	32.92	69.99	0.28
CIFAR10	TaCT	82.10	63.20	82.63	65.71	75.05	65.71	78.68	41.43	37.91	3.08	77.58	63.19	72.42	62.20	85.16	48.02	82.42	0.00
	AdaptivaBlend	84.00	53.30	82.09	66.48	80.88	54.40	74.95	49.12	49.45	5.49	45.27	12.09	78.90	0.22	88.68	3.41	83.30	0.00
	AdaptivaPatch	84.80	37.30	84.07	49.78	82.42	0.11	61.65	6.48	70.33	2.09	80.22	25.27	72.64	0.00	83.30	99.34	82.86	0.00
	Average	83.63	51.27	82.93	60.66	79.45	40.07	71.76	32.34	52.56	3.55	67.69	33.52	74.65	20.81	85.71	50.26	82.86	0.00
CIFAR100	TaCT	55.40	22.80	58.70	25.00	42.00	17.71	53.24	17.41	18.72	32.29	41.40	29.15	44.13	0.61	63.26	0.91	61.84	0.00
	AdaptivaBlend	55.00	52.90	58.70	55.26	40.89	25.20	42.81	22.47	37.55	6.17	2.02	97.87	57.29	52.83	62.15	36.64	63.16	0.00
	AdaptivaPatch	33.40	90.70	57.29	88.46	26.52	39.78	42.61	22.57	30.16	1.11	8.00	1.52	57.19	0.00	58.00	0.20	59.82	0.00
	Average	47.93	55.47	58.23	56.24	36.47	27.56	46.22	20.82	28.81	13.19	17.14	42.85	52.87	17.81	61.14	12.58	61.61	0.00
TinyImageNet	TaCT	36.95	13.65	46.55	10.87	26.07	8.05	32.36	19.38	2.62	0.00	0.55	0.00	25.42	0.00	40.71	20.73	38.80	0.00
	AdaptivaBlend	34.75	73.40	46.00	74.53	24.81	35.78	32.91	56.06	18.52	20.23	0.20	77.10	23.45	0.00	30.20	52.04	40.82	0.00
	AdaptivaPatch	38.55	24.35	47.10	99.90	22.40	32.56	32.56	53.85	6.95	8.81	0.45	0.55	33.67	0.00	42.78	99.70	39.71	0.00
	Average	36.75	37.13	46.55	61.77	24.43	25.46	32.61	43.10	9.36	9.68	0.40	25.88	27.51	0.00	37.90	57.49	39.78	0.00

which is used to fine-tune the clean model then. Accordingly, we conduct experiments on the ResNet18 and CIFAR10 datasets to show the effect of the relabeling and relearning mechanism. Table IV shows the ACC and ASR of our AdvrBD after using relabeling and relearning. Compared with Table II and III, we can know that the ACC further improves, and the ASR also decreases a little. Specifically, after employing relabeling and relearning, the average ACC and ASR changes from 84.29% to 86.65% and from 0.33% to 0.03% against the 8 backdoor attacks, respectively. We infer that the model learns better due to the increase of clean samples. More interestingly, we find that employing relabeling and relearning has a positive effect on clean-label backdoor attacks (e.g., SIG). The ASR drops from 2.64% to 0.22% after equipping the relabeling and relearning mechanism. We deduce that the efficacy of backdoor task learning is closely linked to the initial weights of the model. Therefore, a pretrained model can hardly be backdoored by poisoned samples, which also indicates model service providers use pretrained models as the base models and fine-tune them with untrusted data to avoid poisoning attacks.

2) *Effectiveness with Different Partition Rates*: In our AdvrBD method, we have to select a certain percentage of samples based on the \mathcal{L}_{kl} value for training a backdoor enhancement model. This means that the partition rate may be important for AdvrBD’s performance. Therefore, to explore the effect of partition rate on the performance, we conduct experiments on CIFAR10 and 8 backdoor attacks when the partition rate is 0.05, 0.10, 0.15, 0.20, and 0.25, respectively. The experimental results are shown in Fig.7, which show that the partition rates have little influence on the AdvrBD’s performance. Our method on all the backdoor attacks apart from SIG has a stable performance. The ASR is always nearly 0.00% except for SIG, in which the ASR causes a little fluctuation with a very small margin around 0.00%. We infer

TABLE IV: The performance (%) of ResNet18 with relabeling and complete CIFAR10 dataset.

Strategies→	W/O Relabeling and Relearning		W/ Relabeling and Relearning	
	ACC	ASR	ACC	ASR
Attack↓				
BadNet	85.72	0.00	86.81	0.00
Blend	85.71	0.00	87.03	0.00
SIG	87.69	2.64	86.59	0.22
WaNet	83.63	0.00	86.92	0.00
PhysicalBA	82.97	0.00	83.52	0.00
TaCT	82.42	0.00	86.92	0.00
AdaptivaBlend	83.30	0.00	89.12	0.00
AdaptivaPatch	82.86	0.00	86.26	0.00
Average	84.29	0.33	86.65	0.03

that it’s a normal fluctuation because of the occasionality of each experiment. For ACC, there is also a little fluctuation around 85.00% for all the backdoor attacks. We infer that it is also a normal fluctuation due to the occasionality of each experiment.

3) *Effectiveness with Different Poisoning Ratios*: In real-world application scenarios, it is impractical for the defender to access the poisoning ratios of training data. Therefore, we also demonstrate that our AdvrBD is suitable for multiple poisoning ratios. Here, we experiment it on CIFAR10 against 7 backdoor attacks, including BadNet, Blend, WaNet, PhysicalBA, TaCT, AdaptivaBlend, and AdaptivaPatch with poisoning ratios up to 0.1, 0.15, 0.2. Note that SIG is not considered here because it is a clean-label attack that can just poison one-class samples. Moreover, the number of one-class samples is a maximum of 10.00% in CIFAR10. That is, the poisoning ratios of SIG

TABLE V: Impact of poisoning ratio on defense performance (%).

Poison Ratio→	0		0.1		0.15		0.2	
Method↓	ACC	ASR	ACC	ASR	ACC	ASR	ACC	ASR
BadNet			85.82	0.00	85.38	0.00	82.20	0.00
Blend			82.00	0.00	83.30	0.00	82.20	0.00
WaNet			83.74	0.00	85.05	0.00	82.42	0.00
PhysicalBA	86.04	0.66	82.42	0.00	81.76	0.00	81.10	0.00
TaCT			78.35	0.00	78.90	0.00	81.10	0.00
AdaptiveBlend			87.90	0.00	87.69	0.00	78.35	0.00
AdaptivePatch			87.58	0.00	87.25	0.00	86.26	0.00
Average	86.04	0.66	83.50	0.00	83.87	0.00	81.98	0.00

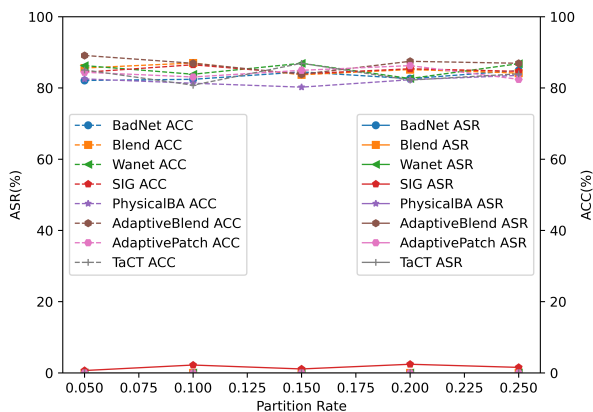


Fig. 7: The ASR and ACC (%) of AdvrBD with different partition rates.

on CIFAR10 do not exceed 10.00%. Table V shows the experimental results. From Table V, we can know that with the variation of poisoning ratios, the ASR of our method is always 0.00% against the 7 backdoor attacks. In particular, we can find that the ASR is 0.66% when the poisoning ratio is zero. We suppose that the reason is the misclassification of the model on the clean samples. In addition, the experimental results show that our method also maintains a fine ACC against different backdoor attacks even without employing relabeling and relearning methods.

4) *Effectiveness with Different Models*: To demonstrate the generalizability of our method, we conduct experiments on ResNet34 and MobileNetV2 with the poisoning ratio of 0.05. Table VI shows the experimental results on CIFAR10. From Table VI, we can find that our AdvrBD works similarly well on ResNet34 and MobileNetV2. The ASR is always 0.00% in the two model architectures. Moreover, the ACC also maintains a satisfactory performance (from 88.60% to 88.70% in ResNet34, from 84.33% to 81.89% in MobileNetV2). The experimental results indicate that our AdvrBD has good generalizability across different models.

5) *Impact on clean and poisoned dataset*: In real-world applications, it is impractical for the defender to know whether a given training dataset contains some poisoned samples. Therefore, to demonstrate the impact of our AdvrBD on

TABLE VI: The performance (%) of ResNet34 and MobileNetV2 on CIFAR10.

Model→	ResNet34		MobileNetV2	
Attack↓	ACC	ASR	ACC	ASR
No Attack	88.60	0.00	84.33	0.00
BadNet	88.35	0.00	80.30	0.00
Blend	88.35	0.00	81.76	0.00
SIG	89.56	0.00	82.31	0.00
WaNet	88.35	0.00	81.20	0.00
PhysicalBA	87.69	0.00	80.21	0.00
TaCT	89.45	0.00	82.63	0.00
AdaptiveBlend	89.01	0.00	80.22	0.00
AdaptivePatch	88.90	0.00	84.07	0.00
Average	88.70	0.00	81.89	0.00

the clean and poisoned dataset, we conduct experiments on CIFAR10 with the poisoning ratio of 0 and 0.05. The experimental results (Table VII) illustrate that for training on the poisoned dataset, our AdvrBD can significantly reduce the average ASR (from 74.45% to 0.33%) with a slight loss of ACC (from 85.81% to 84.29%). On the other hand, when trained on a clean dataset, our AdvrBD has a minor impact on ACC (from 87.86% to 86.04%). Note that the ASR is 0.66% when training on the clean dataset with our AdvrBD. We infer that this can be attributed to the misclassification of the model on the clean samples. The experimental results further demonstrate that AdvrBD is a practical solution for dealing with unknown datasets.

VII. CONCLUSION

In this paper, we first explore the relationship between the backdoor and perturbation by our theoretical analysis and experimental verification. Based on the exploration results, we propose a novel backdoor defense method (AdvrBD) to identify poisoned samples and train a clean model on a poisoned dataset. The proposed AdvrBD partitions the poisoned samples and clean samples based on their robustness to the adversarial perturbation. There is no requirement for any auxiliary clean dataset or knowledge about the poisoned dataset (e.g., poisoning ratios) in the AdvrBD. Extensive experimental

TABLE VII: Impact of AdvrBD on the clean and poisoned dataset.

Attack Method	Poison w/o defense		Poison w/ defense		Clean w/o defense		Clean w/ defense	
	ACC	ASR	ACC	ASR	ACC	ASR	ACC	ASR
BadNet	92.00	95.20	85.72	0.00				
Blended	84.50	99.90	85.71	0.00				
SIG	84.70	95.40	87.69	2.64				
WaNet	82.80	51.30	83.63	0.00	87.86	0.00	86.04	0.66
PhysicalBA	91.60	100.00	82.97	0.00				
TaCT	82.10	63.20	82.42	0.00				
AdaptivaBlend	84.00	53.30	83.30	0.00				
AdaptivaPatch	84.80	37.30	82.86	0.00				
Average	85.81	74.45	84.29	0.33	87.86	0.00	86.04	0.66

results show the superior performance of AdvrBD in defending against 8 state-of-the-art backdoor attacks. Compared with the 7 advanced backdoor defense methods, our AdvrBD has a lower ASR while maintaining a satisfactory ACC on the main task. Besides, the experimental results also demonstrate that the proposed AdvrBD has fine generalization capability in different poisoning ratios and various model architectures. The relevant experimental results indicate our method has prominent potential and vital practicality for real-world application scenarios as well.

REFERENCES

- [1] T.-Y. Lin, M. Maire, S. Belongie, J. Hays, P. Perona, D. Ramanan, P. Dollár, and C. L. Zitnick, "Microsoft coco: Common objects in context," in *European Conference on Computer Vision (ECCV)*, 2014, pp. 740–755.
- [2] O. Russakovsky, J. Deng, H. Su, J. Krause, S. Satheesh, S. Ma, Z. Huang, A. Karpathy, A. Khosla, M. Bernstein *et al.*, "Imagenet large scale visual recognition challenge," *International journal of computer vision (IJCV)*, vol. 115, pp. 211–252, 2015.
- [3] Q. Sun and Z. Ge, "A survey on deep learning for data-driven soft sensors," *IEEE Transactions on Industrial Informatics (TIFS)*, vol. 17, no. 9, pp. 5853–5866, 2021.
- [4] A. E. Cinà, K. Grosse, A. Demontis, S. Vascon, W. Zellinger, B. A. Moser, A. Oprea, B. Biggio, M. Pelillo, and F. Roli, "Wild patterns reloaded: A survey of machine learning security against training data poisoning," *ACM Computing Surveys*, vol. 55, no. 13s, pp. 1–39, 2023.
- [5] I. M. Ahmed and M. Y. Kashmoola, "Threats on machine learning technique by data poisoning attack: A survey," in *Advances in Cyber Security: Third International Conference*, 2021, pp. 586–600.
- [6] E. Radiya-Dixit, S. Hong, N. Carlini, and F. Tramèr, "Data poisoning won't save you from facial recognition," *arXiv preprint arXiv:2106.14851*, 2021.
- [7] J. Chen, H. Zheng, M. Su, T. Du, C. Lin, and S. Ji, "Invisible poisoning: Highly stealthy targeted poisoning attack," in *International Conference on Information Security and Cryptology (Inscrypt)*, 2020, pp. 173–198.
- [8] Y. Li, Y. Jiang, Z. Li, and S.-T. Xia, "Backdoor learning: A survey," *IEEE Transactions on Neural Networks and Learning Systems (TNNLS)*, 2022.
- [9] T. Gu, K. Liu, B. Dolan-Gavitt, and S. Garg, "Badnets: Evaluating backdooring attacks on deep neural networks," *IEEE Access*, vol. 7, pp. 47 230–47 244, 2019.
- [10] H. Huang, Q. Wang, X. Gong, and T. Wang, "Orion: online backdoor sample detection via evolution deviance," in *International Joint Conference on Artificial Intelligence (IJCAI)*, 2023, pp. 864–874.
- [11] C. Fu, X. Zhang, S. Ji, T. Wang, P. Lin, Y. Feng, and J. Yin, "FreeEagle: Detecting complex neural trojans in Data-Free cases," in *USENIX Security Symposium (USENIX Security)*, 2023, pp. 6399–6416.
- [12] Y. Li, X. Lyu, N. Koren, L. Lyu, B. Li, and X. Ma, "Anti-backdoor learning: Training clean models on poisoned data," *Advances in Neural Information Processing Systems*, vol. 34, pp. 14 900–14 912, 2021.
- [13] W. Chen, B. Wu, and H. Wang, "Effective backdoor defense by exploiting sensitivity of poisoned samples," *Advances in Neural Information Processing Systems*, vol. 35, pp. 9727–9737, 2022.
- [14] X. Qi, T. Xie, J. T. Wang, T. Wu, S. Mahloujifar, and P. Mittal, "Towards a proactive ml approach for detecting backdoor poison samples," in *USENIX Security Symposium (USENIX Security)*, 2023, pp. 1685–1702.
- [15] W. Guo, B. Tondi, and M. Barni, "Universal detection of backdoor attacks via density-based clustering and centroids analysis," *arXiv preprint arXiv:2301.04554*, 2023.
- [16] Z. Chen, S. Wang, A. Fu, Y. Gao, S. Yu, and R. H. Deng, "Linkbreaker: Breaking the backdoor-trigger link in dnns via neurons consistency check," *IEEE Transactions on Information Forensics and Security (TIFS)*, vol. 17, pp. 2000–2014, 2022.
- [17] Y. Zeng, M. Pan, H. Jahagirdar, M. Jin, L. Lyu, and R. Jia, "How to sift out a clean data subset in the presence of data poisoning?" *arXiv preprint arXiv:2210.06516*, 2022.
- [18] R. Zheng, R. Tang, J. Li, and L. Liu, "Data-free backdoor removal based on channel lipschitzness," in *European Conference on Computer Vision (ECCV)*, 2022, pp. 175–191.
- [19] X. Chen, C. Liu, B. Li, K. Lu, and D. Song, "Targeted backdoor attacks on deep learning systems using data poisoning," *arXiv preprint arXiv:1712.05526*, 2017.
- [20] Y. Liu, X. Ma, J. Bailey, and F. Lu, "Reflection backdoor: A natural backdoor attack on deep neural networks," in *European Conference on Computer Vision (ECCV)*, 2020, pp. 182–199.
- [21] Y. Liu, S. Ma, Y. Aafer, W.-C. Lee, J. Zhai, W. Wang, and X. Zhang, "Trojaning attack on neural networks," in *Network And Distributed System Security Symposium (NDSS)*, 2018.
- [22] A. Shafahi, W. R. Huang, M. Najibi, O. Suci, C. Studer, T. Dumitras, and T. Goldstein, "Poison frogs! targeted clean-label poisoning attacks on neural networks," *Advances in Neural Information Processing Systems*, vol. 31, 2018.
- [23] A. Turner, D. Tsipras, and A. Madry, "Clean-label backdoor attacks," 2018.
- [24] S. Li, M. Xue, B. Z. H. Zhao, H. Zhu, and X. Zhang, "Invisible backdoor attacks on deep neural networks via steganography and regularization," *IEEE Transactions on Dependable and Secure Computing (TDSC)*, vol. 18, no. 5, pp. 2088–2105, 2020.
- [25] C. Zhu, W. R. Huang, H. Li, G. Taylor, C. Studer, and T. Goldstein, "Transferable clean-label poisoning attacks on deep neural nets," in *International Conference on Machine Learning (ICML)*, 2019, pp. 7614–7623.
- [26] A. Saha, A. Subramanya, and H. Pirsiavash, "Hidden trigger backdoor attacks," in *Association for the Advancement of Artificial Intelligence (AAAI)*, vol. 34, no. 07, 2020, pp. 11 957–11 965.
- [27] X. Gong, Y. Chen, Q. Wang, H. Huang, L. Meng, C. Shen, and Q. Zhang, "Defense-resistant backdoor attacks against deep neural networks in outsourced cloud environment," *IEEE Journal on Selected Areas in Communications (JSAC)*, vol. 39, no. 8, pp. 2617–2631, 2021.
- [28] H. Qiu, J. Sun, M. Zhang, X. Pan, and M. Yang, "Belt: Old-school backdoor attacks can evade the state-of-the-art defense with backdoor exclusivity lifting," *arXiv preprint arXiv:2312.04902*, 2023.
- [29] M. Zhu, S. Wei, H. Zha, and B. Wu, "Neural polarizer: A lightweight and effective backdoor defense via purifying poisoned features," *arXiv preprint arXiv:2306.16697*, 2023.

- [30] W. Ma, D. Wang, R. Sun, M. Xue, S. Wen, and Y. Xiang, “The” beatrix”resurrections: Robust backdoor detection via gram matrices,” *arXiv preprint arXiv:2209.11715*, 2022.
- [31] S. Wei, M. Zhang, H. Zha, and B. Wu, “Shared adversarial unlearning: Backdoor mitigation by unlearning shared adversarial examples,” *arXiv preprint arXiv:2307.10562*, 2023.
- [32] C.-H. Weng, Y.-T. Lee, and S.-H. B. Wu, “On the trade-off between adversarial and backdoor robustness,” *Advances in Neural Information Processing Systems*, vol. 33, pp. 11 973–11 983, 2020.
- [33] Y. Gao, D. Wu, J. Zhang, S.-T. Xia, G. Niu, and M. Sugiyama, “Does adversarial robustness really imply backdoor vulnerability?” 2021.
- [34] Y. Li, H. Ma, Z. Zhang, Y. Gao, A. Abuadba, M. Xue, A. Fu, Y. Zheng, S. F. Al-Sarawi, and D. Abbott, “Ntd: Non-transferability enabled deep learning backdoor detection,” *IEEE Transactions on Information Forensics and Security (TIFS)*, 2023.
- [35] K. Huang, Y. Li, B. Wu, Z. Qin, and K. Ren, “Backdoor defense via decoupling the training process,” *arXiv preprint arXiv:2202.03423*, 2022.
- [36] B. Mu, Z. Niu, L. Wang, X. Wang, Q. Miao, R. Jin, and G. Hua, “Progressive backdoor erasing via connecting backdoor and adversarial attacks,” in *IEEE/CVF Conference on Computer Vision and Pattern Recognition (CVPR)*, 2023, pp. 20 495–20 503.
- [37] D. Tang, X. Wang, H. Tang, and K. Zhang, “Demon in the variant: Statistical analysis of dnns for robust backdoor contamination detection,” in *USENIX Security Symposium (USENIX Security)*, 2021, pp. 1541–1558.
- [38] S. Feng, G. Tao, S. Cheng, G. Shen, X. Xu, Y. Liu, K. Zhang, S. Ma, and X. Zhang, “Detecting backdoors in pre-trained encoders,” in *IEEE/CVF Conference on Computer Vision and Pattern Recognition (CVPR)*, 2023, pp. 16 352–16 362.
- [39] Z. Chen, S. Yu, M. Fan, X. Liu, and R. H. Deng, “Privacy-enhancing and robust backdoor defense for federated learning on heterogeneous data,” *IEEE Transactions on Information Forensics and Security (TIFS)*, 2023.
- [40] Y. Li, T. Zhai, Y. Jiang, Z. Li, and S.-T. Xia, “Backdoor attack in the physical world,” *arXiv preprint arXiv:2104.02361*, 2021.
- [41] A. Nguyen and A. Tran, “Wanet—imperceptible warping-based backdoor attack,” *arXiv preprint arXiv:2102.10369*, 2021.
- [42] M. Barni, K. Kallas, and B. Tondi, “A new backdoor attack in cnns by training set corruption without label poisoning,” in *IEEE International Conference on Image Processing (ICIP)*, 2019, pp. 101–105.
- [43] X. Qi, T. Xie, Y. Li, S. Mahloujifar, and P. Mittal, “Revisiting the assumption of latent separability for backdoor defenses,” in *International Conference on Learning Representations (ICLR)*, 2022.
- [44] A. Khaddaj, G. Leclerc, A. Makelov, K. Georgiev, H. Salman, A. Ilyas, and A. Madry, “Rethinking backdoor attacks,” in *International Conference on Machine Learning (ICML)*, 2023, pp. 16 216–16 236.
- [45] J. Guo, Y. Li, X. Chen, H. Guo, L. Sun, and C. Liu, “Scale-up: An efficient black-box input-level backdoor detection via analyzing scaled prediction consistency,” *arXiv preprint arXiv:2302.03251*, 2023.
- [46] Y. Gao, D. Wu, J. Zhang, G. Gan, S.-T. Xia, G. Niu, and M. Sugiyama, “On the effectiveness of adversarial training against backdoor attacks,” *IEEE Transactions on Neural Networks and Learning Systems (TNNLS)*, 2023.
- [47] J. Guo, Y. Li, X. Chen, H. Guo, L. Sun, and C. Liu, “Scale-up: An efficient black-box input-level backdoor detection via analyzing scaled prediction consistency,” in *International Conference on Learning Representations (ICLR)*, 2022.
- [48] J. Howard and S. Gugger, “Fastai: a layered api for deep learning,” *Information*, vol. 11, no. 2, p. 108, 2020.
- [49] Y. Le and X. Yang, “Tiny imagenet visual recognition challenge,” *CS 231N*, vol. 7, no. 7, p. 3, 2015.
- [50] A. Krizhevsky, G. Hinton *et al.*, “Learning multiple layers of features from tiny images,” 2009.
- [51] K. Liu, B. Dolan-Gavitt, and S. Garg, “Fine-pruning: Defending against backdooring attacks on deep neural networks,” in *International Symposium on Research in Attacks, Intrusions, and Defenses (RAID)*, 2018, pp. 273–294.
- [52] E. Borgnia, V. Cherepanova, L. Fowl, A. Ghiasi, J. Geiping, M. Goldblum, T. Goldstein, and A. Gupta, “Strong data augmentation sanitizes poisoning and backdoor attacks without an accuracy tradeoff,” in *IEEE International Conference on Acoustics, Speech and Signal Processing (ICASSP)*, 2021, pp. 3855–3859.
- [53] T. Xie, X. Qi, P. He, Y. Li, J. T. Wang, and P. Mittal, “Badexpert: Extracting backdoor functionality for accurate backdoor input detection,” *arXiv preprint arXiv:2308.12439*, 2023.
- [54] J. Guo, A. Li, and C. Liu, “Aeva: Black-box backdoor detection using adversarial extreme value analysis,” in *International Conference on Learning Representations (ICLR)*, 2021.

VIII. APPENDIX

Proof of Theorem 1: Following [47], [54], we have the regression solution for NTK is:

$$\phi_t(\cdot) = \frac{\sum_{i=1}^{N_b} K(\cdot, \mathbf{x}_i) \cdot y_i + \sum_{i=1}^{N_p} K(\cdot, \mathbf{x}'_i) \cdot y_t}{\sum_{i=1}^{N_b} K(\cdot, \mathbf{x}_i) + \sum_{i=1}^{N_p} K(\cdot, \mathbf{x}'_i)} \quad (6)$$

where $\phi_t(\cdot) \in \mathbb{R}$ is the predictive probability output of $f(\cdot; \theta)$ for the target class t and y_i is the corresponding one-hot label. $K(\mathbf{x}, \mathbf{x}_i) = e^{-2\gamma\|\mathbf{x}-\mathbf{x}_i\|^2}$ ($\gamma > 0$). Since training samples are evenly distributed, there are $\frac{N_b}{k}$ clean samples belonging to y_t . Without loss of generality, we assume the target label $y_t = 1$ while others are 0. Then, the regression solution can be converted to:

$$\phi_t(\cdot) = \frac{\sum_{i=1}^{N_b/k} K(\cdot, \mathbf{x}_i) + \sum_{i=1}^{N_p} K(\cdot, \mathbf{x}'_i)}{\sum_{i=1}^{N_b} K(\cdot, \mathbf{x}_i) + \sum_{i=1}^{N_p} K(\cdot, \mathbf{x}'_i)}. \quad (7)$$

Next, we remove the term $\sum_{i=1}^{N_b/k} K(\cdot, \mathbf{x}_i)$. This is because backdoor sample \mathbf{x}' typically does not belong to the target y_t and $\sum_{i=1}^{N_b/k} K(\mathbf{x}', \mathbf{x}_i) \ll \sum_{i=1}^{N_p} K(\mathbf{x}', \mathbf{x}'_i)$, otherwise the attacker has no incentive to craft poisoned sample.

For a given backdoor sample $\mathbf{x}' = (1 - m) \odot \mathbf{x} + m \odot \mathbf{t}$, we can simplify Eq. (7) as:

$$\phi'_t(\cdot) = \frac{\sum_{i=1}^{N_p} K(\cdot, \mathbf{x}'_i)}{\sum_{i=1}^{N_b} K(\cdot, \mathbf{x}_i) + \sum_{i=1}^{N_p} K(\cdot, \mathbf{x}'_i)} \quad (8)$$

where we also have:

$$\phi_t(\mathbf{x}') \geq \phi'_t(\mathbf{x}'). \quad (9)$$

When N_p is close to N_b , which implies that the poison ratio is close to 50%, the attacker can achieve the optimal attack efficacy. Given $K(\mathbf{x}, \mathbf{x}_i) = e^{-2\gamma\|\mathbf{x}-\mathbf{x}_i\|^2}$ ($\gamma > 0$),

$$\phi_t(\mathbf{x}' + \delta') \geq \frac{\sum_{i=1}^{N_p} K(\mathbf{x}' + \delta', \mathbf{x}'_i)}{\sum_{i=1}^{N_b} K(\mathbf{x}' + \delta', \mathbf{x}_i) + \sum_{i=1}^{N_p} K(\mathbf{x}' + \delta', \mathbf{x}'_i)} \quad (10)$$

If $N_p = N_b$, we have:

$$\begin{aligned} & \sum_{i=1}^{N_p} e^{-2\gamma\|(1-m)\odot(\mathbf{x}-\mathbf{x}_i)+\delta'\|^2} - e^{-2\gamma\|(1-m)\odot(\mathbf{x}-\mathbf{x}_i)+\delta'+m\odot(\mathbf{t}-\mathbf{x}_i)\|^2} \\ &= \sum_{i=1}^{N_p} e^{-2\gamma\|(1-m)\odot(\mathbf{x}-\mathbf{x}_i)+\delta'\|^2} \left(1 - e^{-2\gamma\|m\odot(\mathbf{t}-\mathbf{x}_i)\|^2}\right) > 0. \end{aligned} \quad (11)$$

Since the internal term $\left(1 - e^{-2\gamma\|m\odot(\mathbf{t}-\mathbf{x}_i)\|^2}\right)$ can always be larger than 0, thus it is clear that $f(\mathbf{x}' + \delta') = y_t$, which is also consistent with the practice.