
Capsule Network Projectors are Equivariant and Invariant Learners

Miles Everett^{§1}

Aiden Durrant^{§1}

Mingjun Zhong¹

Georgios Leontidis²

¹ Department of Computing Science
University of Aberdeen, UK

² Interdisciplinary Institute
Department of Computing Science
University of Aberdeen, UK

{miles.everett;aiden.durrant;mingjun.zhong;georgios.leontidis}@abdn.ac.uk

Abstract

Learning invariant representations has been the longstanding approach to self-supervised learning. However, recently progress has been made in preserving equivariant properties in representations, yet do so with highly prescribed architectures. In this work, we propose an invariant-equivariant self-supervised architecture that employs Capsule Networks (CapsNets) which have been shown to capture equivariance with respect to novel viewpoints. We demonstrate that the use of CapsNets in equivariant self-supervised architectures achieves improved downstream performance on equivariant tasks with higher efficiency and fewer network parameters. To accommodate the architectural changes of CapsNets, we introduce a new objective function based on entropy minimisation. This approach which we name CapsIE (**Capsule Invariant Equivariant Network**) achieves state-of-the-art performance across invariant and equivariant tasks on the 3DIEBench dataset compared to prior equivariant SSL methods, while outperforming supervised baselines. Our results demonstrate the ability of CapsNets to learn complex and generalised representations for large-scale, multi-task datasets compared to previous CapsNet benchmarks. *Code is available at <https://github.com/AberdeenML/CapsIE>.*

1 Introduction

Equivariance and invariance have become increasingly important properties and objectives of deep learning in recent times, with precedence being largely placed on the latter. The task of invariance, i.e. being able to classify a specific object no matter the camera perspective or augmentation applied, has driven progress in modern self-supervised learning approaches, specifically those which follow a joint embedding architecture [1, 3, 7]. Equivariance on the other hand is the task of capturing embeddings which equally reflect the translations applied to the input space in the latent space. Equivariance thus has become an important property to capture to enable the learning of high-quality representations in the real world where transformations such as viewpoint are essential.

Self-supervised learning predominantly owes its success to such invariant objectives, where all recent progress, whether that is by contrastive [7], information-maximisation [3, 33], or clustering based methods [5, 1] rely on ensuring invariance in their representations under augmentation. This setting typically ensures performance in classification based tasks, but when employing the representations in alternative tasks, preservation of information is essential to improve generalisation. To maintain properties of the transformation one can predict the augmentations applied [8, 21], yet this is typically

[§]Co-first authors

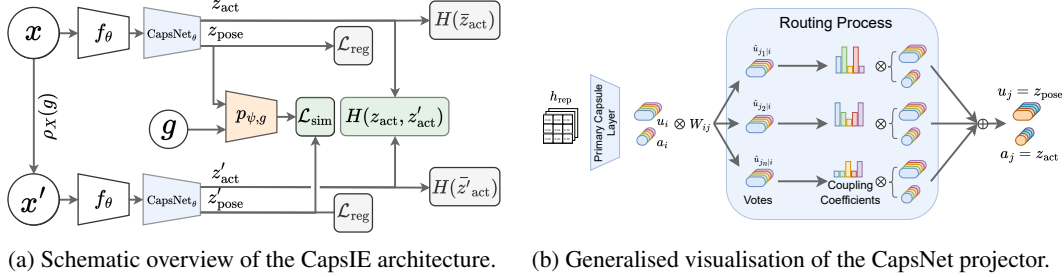


Figure 1: **Left: Schematic overview of the proposed CapsIE architecture.** Representations are fed into a CapsNet projector, and the output embeddings Z_{act} and Z_{pose} correspond to invariant and equivariant embeddings respectively. **Right: Generalised view of a Capsule projection head.** A CNN feature map is transformed via the primary capsules into initial poses u_i , represented by cylinders, and activations a_i , represented by circles. These poses are transformed into votes, which represent a lower-level capsules prediction for each of the higher-level capsules. The routing process then defines how well these votes match the concept represented by the upper-level capsule, creating the coupling coefficients. Finally, these coupling coefficients are used to create u_j and a_j , the output of the capsule projector head.

not considered truly equivariant given the mapping of transformations is not represented in the latent space. Methods that employ such a prediction methodology are typically considered equivariant as the transformation in the input space is directly preserved in the latent space. Here prediction networks are employed to reconstruct the view prior to transformation [30], learn symmetric representations [26], or predict the latent representation of the transformed view from the representation of the original view given the transformation parameters [14].

The above methods, although promising, enforce equivariance via objective functions on vector representations, yet these methods fail to employ architectural approaches that have shown to be capable of better capturing these properties. Capsule Networks (CapsNets), which utilise a process called routing [29, 17, 12, 15, 9, 22], are one such architecture, showing signs of desirable properties that other state of the art (SOTA) architectures such as Vision Transformers (ViTs) and CNNs do not. Specifically, CapsNets have shown a natural ability to have strong viewpoint equivariance and viewpoint invariance properties – they achieve this through their ability to capture equivariance with respect to viewpoints in neural activities, and invariance in the weights. In addition, viewpoint changes have nonlinear effects on pixels but linear effects on object relationships [9, 17]. Ideally, these properties could lead to the development of more sample-efficient models that can exploit robust representations to better generalise to unseen cases and new samples.

However, a common argument is that CapsNets have only shown these properties on toy examples such as the smallNORB dataset [20], which many would consider irrelevant for modern architectures. Despite this, small CapsNets outperform much larger CNN and ViT counterparts [12]. In this work, we propose a novel CapsNet formulation and corresponding objective function, achieving SOTA on several experiments and ablations studies on the 3DIEBench dataset [14] which has been created to specifically benchmark equivariant and invariant properties of deep learning models. We prove that CapsNets retain their desirable properties on this dataset which is considerably more difficult than what has been previously achieved with CapsNets, while also establishing new SOTA on these tasks.

To summarise, our contributions are:

- We propose a novel architecture based on a Capsule Network projection head that utilises the key assumptions of capsule architectures to learn equivariant and invariant representations which does not require the explicit split of representations.
- We design a new objective function to accommodate the employment of a CapsNet projector, enforcing invariance through entropy minimisation.
- We demonstrate that CapsNet projectors implicitly learn pose understanding in a self-supervised setting.
- We show state of the art performance on 3DIEBench classification for equivariance and invariance benchmark tasks from our CapsNet based architecture.

2 Problem Statement

Typically, self-supervised learning maximises the similarity between embeddings of two augmented views of an image such that they are invariant to augmentations, and instead capture semantically meaningful information of the original image. Views x and x' are each transformed from an image $d \in \mathbb{R}^{c \times h \times w}$ sampled from dataset \mathcal{D} by image augmentations $\tau, \tau' \sim T$ sampled from a set of augmentations T . Embeddings are obtained by feeding each view through an encoder f_θ , where the output representations y, y' are fed through a projection head h_ϕ to produce embeddings z, z' whose similarity is maximised. However, it is detrimental in many settings that f is invariant to all transformations, instead in this work we are focused on ensuring that f is equivariant to viewpoint transformations. To train for and evaluate such properties we base our study on the challenging 3DIEBench dataset and corresponding problem definition presented in [14].

First to define equivariance we begin by defining a Group consisting of a set G and a binary operation \cdot on G , $\cdot : G \times G \rightarrow G$ such that \cdot are associative; there is an identity e which satisfies $e \cdot a = a = a \cdot e, \forall a \in G$; and for each $a \in G$ there exists an inverse a^{-1} such that $a \cdot a^{-1} = e = a^{-1} \cdot a$. Group actions are concerned with how groups manipulate sets, where the left group action can be defined as a function α of group G and set S , $\alpha : G \times S \rightarrow S$ such that $\alpha(e, s) = s, \forall s \in S$, and $\alpha(g, \alpha(h, s)) = \alpha(gh, s), \forall s \in S, \text{ and } \forall g, h \in G$. In our setting, we are concerned with group representations which are linear group actions acting on vector space V , which we define as $\rho : G \rightarrow GL(V)$ where $GL(V)$ is the general linear group on V . Here $\rho(g)$ describes the transformation applied to both the input data x and latent $f(x)$ given parameters g [26, 14].

Following this, we can define the function $f : X \rightarrow Y$ as being equivariant with respect to a group G with representations ρ_X and ρ_Y if $\forall x \in X$, and $\forall g \in G$,

$$f(\rho_X(g) \cdot x) = \rho_Y(g) \cdot f(x). \tag{1}$$

As defined in [14] the goal (visually depicted in Figure 2) is to learn f and ρ_Y to construct representations that are equivariant to viewpoint transformations when ρ_X is not known, but the group elements g that parameterise the transformations are known. Further details of these transformations and the benchmark 3DIEBench dataset are given in Section A.

3 Method

3.1 Architecture

Our method which we name CapsIE (**Capsule Network Invariant Equivariant**) follows the general joint embedding architecture previously described in Section 2 and extends those proposed by VICReg [3] and SIE [14]. Like previous methods, we employ a ResNet-18 [16] encoder as the core feature extractor f_θ of our network. Yet unlike SIE [14], we do not split the representations, and therefore do not require the use of separate invariant and equivariant projection heads. Instead, we employ a single CapsNet (described in Section 3.2) which takes as input the full representation of the encoder in place of the multi-layer perceptron (MLP) in the projection head h_ϕ . Given the architectural design of CapsNets, our projection head outputs both an activation scalar, representing how active the capsule is, and a 4×4 pose for each capsule.

To align with the above problem statement and Equation 1, we aim to simultaneously learn invariant and equivariant representations by optimising our network f with respect to the output activations and poses. In this case, we consider the activation vector to capture existence of semantic concepts/objects of the input, thus, the invariant information is preserved by the transformation. The pose on the

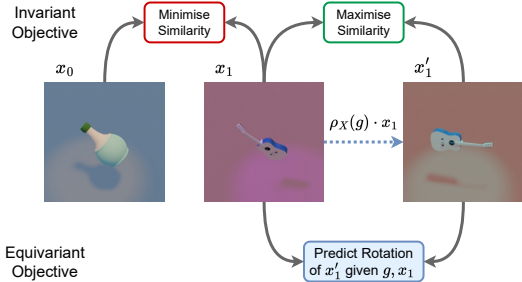


Figure 2: **Visual depiction of the problem statement.** Two images are represented by subscripts 0, 1 while view under transformation g is given by $'$. Arrows represent the construction of embeddings from an encoder network. **Top** the *invariance* objective is to maximise the similarity between embeddings of views originating from the same image. **Bottom** the *equivariance* objective aim to learn the transformations $\rho_X(g) \cdot x$ applied to x .

other hand is designed to encode positional information related to each corresponding capsule [27] (i.e. semantic concept), therefore it contains equivariant information that that was changed by the transformation. Akin to the SIE method, we therefore, consider two embedding vectors for each image view, z_{act} and z_{pose} , which correspond to the capsule activation vector and pose, and invariant and equivariant components respectively.

To enforce our network to learn equivariant properties we utilise a prediction network $p_{\psi,g}$ which takes as input the transformation g and z_{pose} to predict z'_{pose} , and hence learn $\rho_Y(g)$. In our setting, $g \in \mathbb{R}^3$ corresponding to the quaternions of the rotation applied. In this work, we employ the hypernetwork approach taken by [14] which uses an linear projector that takes as input the transformation parameters g to parameterise an MLP predictor. Such a network avoids the case where the transformation parameters g are ignored and the predictor provides invariant solutions. We present more details of the predictor network in the appendix, and visually depict the full CapsIE architecture in Figure 1.

3.2 Capsule Network Projector

Capsule Viewpoint Equivariance CapsNets are designed to handle spatial hierarchies and recognise objects regardless of their orientation or location, achieving equivariance through their structure [28]. A capsule is a group of neurons – vector-based representations – representing instantiation parameters such as position, orientation, and size. Before any routing process begins, lower-level capsule poses u_i are transformed to n upper-level capsule poses $u_{j|i}$ which align with concepts represented by higher-level capsules, preserving spatial relationships and hierarchical information. It is then determined through the routing process how well these transformed poses correspond with the concept represented by the upper-level capsule. CapsNets, unlike convolution, excel in achieving viewpoint invariance and viewpoint equivariance as they can capture equivariance with respect to viewpoints in neural activities, and invariance in the network’s weights [27]. Consequently, capsule routing aims to detect objects by looking for agreement between their parts, thereby performing equivariant inference.

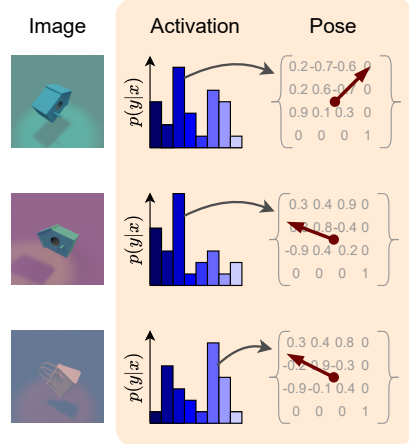


Figure 3: **Simplified visual representation of CapsNet outputs.** Activation vector outputs probability of each capsule being activated. pose corresponds to the object pose for each corresponding capsule.

Self Routing Capsule We use the Self Routing CapsNet (SRCaps) [15] based on the efficiency of its non-iterative routing algorithm. We consider the trade-off of a small amount of classification accuracy to be acceptable when comparing the performance of SRCaps to other capsule architectures which require significantly more resources to train. Based on the size of the 3DIEBench dataset, these other routing algorithms would be unsuitable.

SRCaps calculates the coupling coefficients between each capsule in lower layer i with each capsule in upper layer j to produce the coupling coefficients c_{ij} . It does so by using a learnable routing matrix W^{route} multiplied with the lower capsule pose vector u_i , mimicking a single layer perceptron to produce routing coefficients b_{ij} which when passed through a softmax function produce coupling coefficients c_{ij} . Additionally, we determine the activation of upper-level capsules a_j by first multiplying a_i by c_{ij} to create votes and then dividing this by a_i to create weighted votes.

$$c_{ij} = \text{softmax}(W_i^{route} u_i)_j, \quad a_j = \frac{\sum_{i \in \Omega_l} c_{ij} a_i}{\sum_{i \in \Omega_l} a_i} \quad (2)$$

The output pose of a capsule layer is calculated using learnable weight matrix W^{pose} which when multiplied with u_i provides a capsule pose of each lower-level capsule for each upper-layer capsule i.e $u_{j|i}$. Following the same procedure as the activations, u_j is the weighted sum of these poses by a_j .

$$\hat{u}_{j|i} = W_{ij}^{pose} u_i, \quad u_j = \frac{\sum_{i \in \Omega_l} c_{ij} a_i \hat{u}_{j|i}}{\sum_{i \in \Omega_l} c_{ij} a_i} \quad (3)$$

3.3 Objective Functions

Invariant Criterion. To train our aforementioned architecture we first introduce an invariant objective as the cross entropy between activation probability vectors, $H(Z_{\text{act}}, Z'_{\text{act}})$ where Z refers to the matrix embeddings over a batch. The aim is to enforce embedding probability pairs originating from the same image to be matched. To avoid trivial solutions and collapse to a single capsule, we employ the mean entropy maximisation regularisation [2, 1] on the same activation probability vectors to encourage the model to utilise the full set of capsules over a batch. This regularisation maximises the entropy of the mean probabilities $H(\bar{Z}_{\text{act}})$ and $H(\bar{Z}'_{\text{act}})$, where $\bar{Z}_{\text{act}} = \frac{1}{B} \sum_{i=1}^B Z_{\text{act}}$ and B is the batch size.

Equivariant Criterion. As previously stated in Section 2, our goal is to learn the predictor $p_{\psi, g}$ to model $\rho_Y(g)$ as to enforce equivariant representations. This is achieved by maximising the cosine similarity between the output vector of the predictor $p_{\psi, g}(Z_{\text{pose}})$ given translation parameters g and equivariant representation Z_{pose} , and the augmented view’s equivariant representation vector Z'_{pose} . To avoid collapse and improve training stability we also regularise the output of $p_{\psi, g}(Z_{\text{pose}})$ by ensuring the variance of the predicted equivariance representation is 1 to avoid collapse. Whereas, SIE [14] finds this to be an optional but recommended component, we found in practice, without such regularisation the predictor would consistently collapse to trivial solutions.

As with the activation vector we employ variance-covariance regularisation on the pose to ensure they do not collapse of representations to trivial solutions. The variance objective V ensures that all dimensions d in the embedding vector are equally utilised while the covariance objective C decorrelates the dimensions to reduce redundancy across dimensions. The regularisation for equivariant vectors \mathcal{L}_{reg} is given by

$$\mathcal{L}_{\text{reg}}(Z) = \lambda_C C(Z) + \lambda_V V(Z), \quad \text{where} \quad (4)$$

$$C(Z) = \frac{1}{d} \sum_{i \neq j} \text{Cov}(Z)_{i,j}^2 \quad \text{and} \quad V(Z) = \frac{1}{d} \sum_{j=1}^d \max\left(0, 1 - \sqrt{\text{Var}(Z_{\cdot, j})}\right). \quad (5)$$

The final objective function is given by the weighted sum of the individual objectives

$$\mathcal{L}(Z_{\text{act}}, Z'_{\text{act}}, Z_{\text{pose}}, Z'_{\text{pose}}) = \lambda_{\text{inv}} H(Z_{\text{act}}, Z'_{\text{act}}) + (H(\bar{Z}_{\text{act}}) + H(\bar{Z}'_{\text{act}})) + \quad (6)$$

$$\lambda_{\text{equi}} \frac{1}{N} \sum_{i=1}^N \|p_{\psi, g_i}(Z_{i, \text{pose}}) - Z'_{i, \text{pose}}\|_2^2 + \quad (7)$$

$$\mathcal{L}_{\text{reg}}(Z_{\text{pose}}) + \mathcal{L}_{\text{reg}}(Z'_{\text{pose}}) + \lambda_V V(p_{\psi, g_i}(Z_{i, \text{pose}})). \quad (8)$$

4 Experimentation

4.1 Training Protocol

To directly compare with prior works employing the 3DIEBench dataset, we follow an identical training protocol, as defined in [14]. All methods employ a ResNet-18 encoder network (f_θ), for the projection head (h_ϕ) we compare a variety of hyperparameterisations, which we later describe in the following sections. For primary bench-marking we train our model for 2000 epochs using the Adam [19] optimiser with default settings, a fixed learning rate of 1e-3 and batch size of 1024. For ablations and sensitivity analyses we train for 500 epochs and employ a batch size of 512, with other settings remaining unchanged. We find in practice that 500 epochs presents a strong correlation of performance. By default the objective function weighting are as follows, $\lambda_{\text{inv}} = 0.1$, $\lambda_{\text{equi}} = 5$, $\lambda_V = 10$, $\lambda_C = 1$. Each self-supervised 2000 epoch pretraining run took approximately 22 hours using 3 Nvidia A100 80GB GPU’s, with 64 capsule models taking approximately 25 hours using 6 Nvidia A100 80GB GPU’s. All eval tasks are completed on a single Nvidia A100 80GB GPU and take approximately 6 hours for angle prediction, and 3 hours for classification.

Table 1: **Evaluation of invariant properties on downstream classification task.** We evaluate both the representations and the intermediate embeddings of the projection head when different numbers of capsules in the projection head is used. ‘-’ refers to non-compatible experiments.

Method	Computational Load		Embedding Dims		Classification (Top-1%)		
	Parameters	# FLOPs	Inv.	Equi.	All	Inv.	Equi.
Supervised							
ResNet-18	11.2M	3.09G	-	-	87.47	-	-
SR-Caps - 16	11.0M	3.16G	-	-	-	73.85	-
SR-Caps - 32	13.0M	4.27G	-	-	-	59.70	-
SR-Caps - 64	18.7M	8.22G	-	-	-	69.45	-
Encoder Representation							
SIE [14]	20.1M	13.07G	512	512	82.94	82.08	80.32
CapsIE - 16	12.7M	3.49G	16	256	78.96	-	-
CapsIE - 32	14.7M	4.57G	32	512	80.00	-	-
CapsIE - 64	20.4M	8.69G	64	1024	80.26	-	-
Projector - 1st Intermediate Embedding							
SIE	20.1M	13.07G	512	512	-	80.53	77.64
CapsIE - 16	12.7M	3.49G	16	256	-	82.96	-
CapsIE - 32	14.7M	4.57G	32	512	-	83.49	-
CapsIE - 64	20.4M	8.69G	64	1024	-	83.64	-

4.2 Downstream Evaluation

To evaluate the quality of representations learnt under self-supervision, we use the standard benchmark approach of learning downstream task specific networks with frozen representations as input. In our case we evaluate the representations in three distinct tasks to evaluate both invariant and equivariant properties, we use a linear evaluation training protocol of the frozen representations. Further details of the evaluation protocol are given in the appendix B.2.

Invariant Evaluation. To evaluate invariant properties of the representation we train a classifier on either the frozen representations output from the encoder network or the intermediate embeddings of the capsule network projector. Given our advocacy for CapsNets we evaluate using both the standard linear classification and a capsule layer whose number of out capsules is set to the number of classes. All methods are trained for 300 epochs by cross entropy.

Equivariant Evaluation. Evaluating equivariant properties is achieved through a rotation prediction task in which a three layer MLP is trained to predict the quaternions defining the rotation between two views of the same object. We train for 300 epochs using MSE loss. Similarly to rotation prediction, we evaluate the representation’s equivariant properties by regressing the the colour hue of an object view. We train a single linear layer for 50 epochs using MSE loss.

Representation Quality. The performance of CapsIE for both invariant and equivariant benchmark tasks is given in Tables 1 and 2 respectively. We evaluate both the representations produced by the ResNet-18 encoder and the intermediate embeddings of the capsule layer projection head given different values for the numbers of capsules. We observe that across all models that the invariant properties captured within the representations marginally suffer compared to the MLP projector of SIE. This observation is expected given the significantly reduced number of embeddings employed in the invariant criterion compared to SIE. However, the evaluation of equivariant properties captured by the representations demonstrates that the use of a capsule projector in place of a MLP can lead to vastly improved performance in rotation prediction ($\uparrow 0.05 R^2$) advancing the prior state-of-the-art whilst also improving on the supervised baseline by a significant margin.

Interestingly, we also observe that the colour prediction task achieves a performance close to that of the supervised setting even though our criteria do not directly optimise for such equivariant properties. This suggests that the CapsNet is responsible for implicitly capturing transformations of the input whilst having little to no impact on the tasks directly optimised for. In addition, to the improvement on SOTA our CapsIE model has the favourable consequence of being far more parameter and computationally efficient.

Table 2: **Evaluation of equivariant properties on downstream rotation prediction (left) and colour prediction (right) tasks.** We evaluate both the representations and the intermediate embeddings of the projection head when different numbers of capsules in the projection head is used.

Method	Rotation Prediction (R^2)			Colour Prediction (R^2)		
	All	Inv.	Equi.	All	Inv.	Equi.
Supervised						
ResNet-18	0.76	-	-	0.99	-	-
SR-Caps - 16	-	-	0.83	-	-	0.99
SR-Caps - 32	-	-	0.84	-	-	0.99
SR-Caps - 64	-	-	0.80	-	-	0.99
Encoder Representation						
SIE [14]	0.73	0.23	0.73	0.07	0.05	0.02
CapsIE - 16	0.78	-	-	0.97	-	-
CapsIE - 32	0.75	-	-	0.97	-	-
CapsIE - 64	0.72	-	-	0.97	-	-
Projector - 1st Intermediate Embedding						
SIE	-	0.38	0.58	-	0.45	0.09
CapsIE - 16	-	-	0.78	-	-	0.97
CapsIE - 32	-	-	0.77	-	-	0.97
CapsIE - 64	-	-	0.78	-	-	0.97

Intermediate Projector Embeddings. The role of the projector is primarily employed to decorrelate the embeddings on which the objective function operates on from the representations employed downstream. The premise is to avoid representations that are over-fit to the self-supervised objective [4]. However, it has been well studied that it can be beneficial to maintain a number of projector layers and instead utilise intermediate projector embeddings for downstream tasks. In our case, the preservation of capsule layers for downstream tasks ensures that the desirable equivariant and part-whole properties are maintained. Specifically, the equivariant information that has shown to be captured in the object pose [27].

We evaluate the intermediate embeddings output from the primary capsule layer in the same manner as the representations, however the activations and pose are given over a spatial region we perform average pooling to return an activation vector and a 4×4 pose for each capsule which we then flatten into a vector. As with the representation evaluation we report our invariant and equivariant task performance in Tables 1 and 2 respectively. We find across all settings that evaluating the intermediate embeddings of the capsule projector leads to improved performance on all tasks. We observe that classification via the activation vector (i.e. invariant part) significantly improves on SIE (\uparrow 0.7 Top-1%) while approaching performance levels of explicitly invariant approaches such as VICReg (see appendix C.2). The same increase in performance is seen for the rotation prediction task, where evaluating on the pose of the intermediate embedding (equivariant part) leads to improved performance across all capsule based models, extending beyond supervised training.

4.3 Quantitative Evaluation of Equivariance

In order to quantitatively evaluate the equivariant performance of our method and capsule projector, we employ commonly used metrics including Mean Reciprocal Rank (MRR) and Hit Rate at k (H@k). We utilise the same setup as described in [14], and discuss in further details the setup in appendix B.3. All the results evaluated by the aforementioned metrics are given in Table 3. Our CapsIE network outperforms EquiMod, Only Equivariance and SIE by a considerable margin across all metrics and for all dataset splits. We achieve strong performance on PRE, reporting 0.21 PRE on the validation set compared to 0.48 for EquiMod and Only Equivariance and 0.29 for SIE. The same large gains in equivariant performance are shown for MRR and H@1 and H@5. Note, a random H@1 results in a performance for 2% (0.02) demonstrating that our method lies well above random. Given that the same predictor is used for all reported methods, we can thus conclude how impactful the CapNet projector is at learning equivariant embeddings as opposed to linear projectors.

Table 3: **Quantitative evaluation of the predictor when using a Capsule network projector, using PRE, MRR and H@k.** The source dataset which embeddings are computed and the dataset used for retrieval are given in the format *source-retrieval* for PRE and *source* for MRR and H@k.

Method	PRE (\downarrow)			MRR (\uparrow)		H@1 (\uparrow)		H@5 (\uparrow)	
	train-train	val-val	val-all	train	val	train	val	train	val
EquiMod	0.47	0.48	0.48	0.17	0.16	0.06	0.05	0.24	0.22
Only Equivariance	0.47	0.48	0.48	0.17	0.17	0.06	0.05	0.24	0.22
SIE	0.26	0.29	0.27	0.51	0.41	0.41	0.30	0.60	0.51
CapsIE (ours)	0.17	0.21	0.20	0.60	0.47	0.50	0.36	0.71	0.58

5 Ablations & Sensitivity Analysis

5.1 Number of Capsules

Each capsule, in theory, should represent a unique concept, thus when the number of capsules is increased, logically so should the networks representation ability to capture an increasing number of semantic concepts. Observing the invariant performance during training (Figure 4) and downstream evaluation in Table 1, CapsIE gains slight improvement with the addition of more capsules. This demonstrates that our model has better utilised the additional representational power to improve performance. This pattern is also observed when evaluating equivariant properties (shown in Figure 5), yet is less pronounced. However, in Table 1 we also show that increasing the number of capsules of a supervised SR-Caps model trained in a standard supervised fashion is not an indicator of increased performance, aligning with prior capsule research [12]. This differentiation in behaviour provides an interesting direction for future research.

5.2 Implicit Viewpoint Equivariance

To investigate whether capsule models are implicitly learning equivariant properties without any explicit enforcing criterion, we train our CapsIE model to predict colour hue rather than rotation via the predictor network. Given the observation in Table 2 that CapsIE is able to achieve near-perfect prediction without any optimising criterion, we hypothesise that capsules are implicitly capable of learning equivariant properties. The evaluation performance of representations on the rotation task under the aforementioned ablation pre-training settings in Table 4, demonstrates that CapsNets indeed learns more implicit equivariant properties than the benchmark SIE by a considerable margin. We do however observe that SIE is still able to capture some equivariant information without being explicitly trained for, which does not align with the findings of the setting where colour is evaluated [14]. Notably, this results is not a significant improvement over random representations in which the R^2 lies approximately at 0.25. This observation presents interesting study for future work, while the improvement of the CapsIE model over SIE empirically demonstrates the viewpoint equivariant assumptions of CapsNets.

Table 4: Evaluation of SIE and CapsIE - 32 downstream rotation prediction on representations by either a rotation or colour hue equivariant objective.

Method	Rotation Prediction (R^2)
	All
SIE - Rotation	0.43
SIE - Colour	0.29 (\downarrow 0.14)
CapsIE - Rotation	0.59
CapsIE - Colour	0.48 (\downarrow 0.11)

6 Related Work

6.1 Equivariant Self-Supervised Learning

Self-supervised learning has seen the majority of its success in the invariant setting by either contrastive [7], information maximisation [33, 3], or clustering methods [5, 1]. All families of approach rely on training a network to be invariant to transformations by increasing the similarity between embeddings of the same image under augmentation. The differing approaches emerge from alternative methods to avoid collapse, the phenomena where embeddings fall into a lower-dimensional subspace

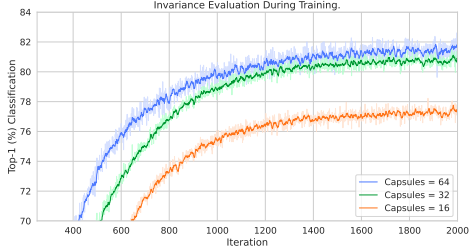


Figure 4: Classification evaluation performance (top-1 %) during training for given varying number of capsules.

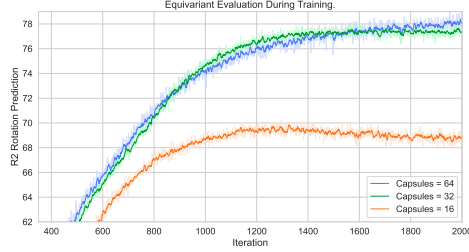


Figure 5: Rotation prediction evaluation performance (R^2) during training for given varying number of capsules.

rather than the entire available embedding space resulting in a trivial solution [18]. Although these methods differ, they all produce similarly performing representations, hence we employ information maximisation methods as the basis of this work due to their computational efficiency.

Learning to be invariant to transformations is typically useful for semantic discrimination tasks, yet preserving information about the transformations can be highly beneficial. Some approaches have attempted to capture specific information regarding transformations by predicting the applied augmentation parameters [21], preserving the strength of augmentations [31] and introducing rotational transformations [8]. However, as stated in [14], these methods provide no guarantee that a mapping is learnt in the latent space that reflects the transformations in the input space. Hence, methods have been employed that address this limitation, [10, 26, 14] all employ predictor networks to predict the displacement representations in the latent space given one view representation and the transformation parameters. The latter, SIE [14], is the basis of our work, which further extends prior methods by splitting representation vectors into invariant and equivariant parts to better separate differing information.

6.2 Capsule Networks

CapsNets present an alternative architecture to CNNs, addressing their limitations by explicitly preserving hierarchical spatial relationships between features [29]. CapsNets replace scalar neurons with vector or matrix poses, representing specific concepts at different levels of a parse tree as the network goes deeper. The first layer (primary capsules) correspond to the most basic parts, while capsules in deeper layers represent more complex concepts made up of the simpler concepts as they get closer to the final layer where each capsule corresponds to a specific class (depicted in Figure 6).

The key components of the CapsNet are the pose and the activation. The pose of a capsule is an embedding vector or matrix which provides a representation for the concept. The activation scalar is a value between 0 and 1 which represents how certain the network is that the concept is present and can be calculated directly from the values of the pose or via other means via the routing mechanism.

The key novelty in CapsNets is the routing mechanism, which determines the contributions of lower-level capsules to higher-level capsules. Numerous routing algorithms, both iterative and non-iterative, have been proposed to address the efficiency and effectiveness of this process [29, 23, 13, 28, 17, 9, 32, 11]. Among these, SRCaps [15] introduces a non-iterative routing mechanism. This method maintains all of the desirable properties of CapsNets, such as equivariance while largely mitigating the time cost of iterative methods, at the price of a small amount of performance. However, SRCaps faces the same limitations as other CapsNets where high resolution or high class datasets are beyond the network’s abilities when trained in a standard fashion. For a more detailed description of capsule routing mechanisms please check this review [27].

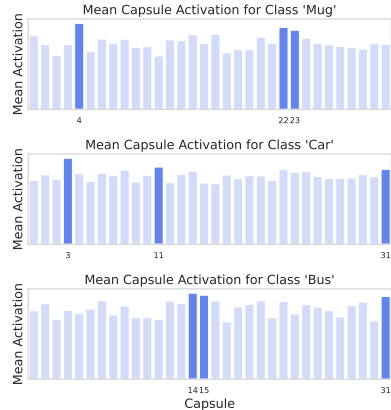


Figure 6: Objects with similar semantic concepts (i.e. bus and car) have corresponding capsule activation/invariant embeddings. Top-3 capsule activations are highlighted.

7 Conclusion

Our proposed method demonstrates how CapsNets can be employed in self-supervised learning to better learn equivariant properties without the need to explicitly split representation vectors and train separate projector networks. The resulting solution, CapsIE, achieves state-of-the-art performance in equivariant and invariant downstream benchmarks with a significant improvement of 0.05 R^2 on prior self-supervised rotation prediction tasks and 0.02 R^2 improvement over the supervised baseline. In addition, we observe competitive performance of CapsIE on equivariant tasks not explicitly trained for, further demonstrating the implicit equivariant properties of our capsule architecture under standard invariant optimisation criteria akin to those of VICReg [3], SimCLR [7], and MSN [1]. Our results contribute significantly to the avocation of CapsNets in self-supervised representation learning, introducing desirable properties with improved effectiveness over MLP projectors.

Limitations & Broader Impact. This work aims to learn higher quality and more applicable representations of images without human generated annotations, therefore such methods can lead to positive societal impacts the development of more accurate or informative models for a number of downstream tasks. However, as is the case with all vision systems, there is potential for exploitation and security concerns and one should take into consideration AI misuse when extending our method.

In addition, the use of CapsNets has shown little improvement when scaled, similar to the findings of [12, 24, 25] where the addition of more capsule layers has either led to stagnated or decreased performance. We strongly feel that our work should be revisited when a capsule network that can both scale and retain the desirable properties of capsule networks is found.

As stated in the original dataset proposal, the problem setting and methodology presented relies on the group elements being known. Hence, the applicability of the proposed method is only possible in settings where group elements are known. However, we present findings where alternative group elements are provided that suggests the CapsNets are more capable than previous invariant methods at capturing equivariant properties, thus opening an intriguing direction for future work.

Acknowledgments and Disclosure of Funding

We would like to thank the University of Aberdeen’s HPC facility for enabling this work.

References

- [1] M. Assran, M. Caron, I. Misra, P. Bojanowski, F. Bordes, P. Vincent, A. Joulin, M. Rabbat, and N. Ballas. Masked siamese networks for label-efficient learning. In *European Conference on Computer Vision*, pages 456–473. Springer, 2022.
- [2] M. Assran, M. Caron, I. Misra, P. Bojanowski, A. Joulin, N. Ballas, and M. Rabbat. Semi-supervised learning of visual features by non-parametrically predicting view assignments with support samples. In *Proceedings of the IEEE/CVF International Conference on Computer Vision*, pages 8443–8452, 2021.
- [3] A. Bardes, J. Ponce, and Y. LeCun. Vicreg: Variance-invariance-covariance regularization for self-supervised learning. *arXiv preprint arXiv:2105.04906*, 2021.
- [4] F. Bordes, R. Balestriero, Q. Garrido, A. Bardes, and P. Vincent. Guillotine regularization: Improving deep networks generalization by removing their head. *arXiv preprint arXiv:2206.13378*, 2022.
- [5] M. Caron, H. Touvron, I. Misra, H. Jégou, J. Mairal, P. Bojanowski, and A. Joulin. Emerging properties in self-supervised vision transformers. *arXiv preprint arXiv:2104.14294*, 2021.
- [6] A. X. Chang, T. Funkhouser, L. Guibas, P. Hanrahan, Q. Huang, Z. Li, S. Savarese, M. Savva, S. Song, H. Su, J. Xiao, L. Yi, and F. Yu. ShapeNet: An Information-Rich 3D Model Repository. Technical Report arXiv:1512.03012 [cs.GR], Stanford University — Princeton University — Toyota Technological Institute at Chicago, 2015.
- [7] T. Chen, S. Kornblith, M. Norouzi, and G. Hinton. A simple framework for contrastive learning of visual representations. In *International conference on machine learning*, pages 1597–1607. PMLR, 2020.

- [8] R. Dangovski, L. Jing, C. Loh, S. Han, A. Srivastava, B. Cheung, P. Agrawal, and M. Soljačić. Equivariant self-supervised learning: Encouraging equivariance in representations. In *International Conference on Learning Representations*, 2022.
- [9] F. De Sousa Ribeiro, G. Leontidis, and S. Kollias. Introducing routing uncertainty in capsule networks. *Advances in Neural Information Processing Systems*, 33:6490–6502, 2020.
- [10] A. Devillers and M. Lefort. Equimod: An equivariance module to improve self-supervised learning. *arXiv preprint arXiv:2211.01244*, 2022.
- [11] M. Everett, M. Zhong, and G. Leontidis. Masked capsule autoencoders. *arXiv preprint arXiv:2403.04724*, 2024.
- [12] M. A. Everett, M. Zhong, and G. Leontidis. Protocaps: A fast and non-iterative capsule network routing method. *Transactions on Machine Learning Research*, 2023.
- [13] Y. Feng, J. Gao, and C. Xu. Spatiotemporal orthogonal projection capsule network for incremental few-shot action recognition. *IEEE Transactions on Multimedia*, 2024.
- [14] Q. Garrido, L. Najman, and Y. Lecun. Self-supervised learning of split invariant equivariant representations. *arXiv preprint arXiv:2302.10283*, 2023.
- [15] T. Hahn, M. Pyeon, and G. Kim. Self-routing capsule networks. *Advances in neural information processing systems*, 32, 2019.
- [16] K. He, X. Zhang, S. Ren, and J. Sun. Deep residual learning for image recognition. In *Proceedings of the IEEE conference on computer vision and pattern recognition*, pages 770–778, 2016.
- [17] G. E. Hinton, S. Sabour, and N. Frosst. Matrix capsules with em routing. In *International conference on learning representations*, 2018.
- [18] T. Hua, W. Wang, Z. Xue, S. Ren, Y. Wang, and H. Zhao. On feature decorrelation in self-supervised learning. In *Proceedings of the IEEE/CVF International Conference on Computer Vision*, pages 9598–9608, 2021.
- [19] D. P. Kingma and J. Ba. Adam: A method for stochastic optimization. *arXiv preprint arXiv:1412.6980*, 2014.
- [20] Y. LeCun, F. J. Huang, L. Bottou, et al. Learning methods for generic object recognition with invariance to pose and lighting. In *CVPR (2)*, pages 97–104. Citeseer, 2004.
- [21] H. Lee, K. Lee, K. Lee, H. Lee, and J. Shin. Improving transferability of representations via augmentation-aware self-supervision. *Advances in Neural Information Processing Systems*, 34:17710–17722, 2021.
- [22] Y. Liu, D. Cheng, D. Zhang, S. Xu, and J. Han. Capsule networks with residual pose routing. *IEEE Transactions on Neural Networks and Learning Systems*, 2024.
- [23] V. Mazzia, F. Salvetti, and M. Chiaberge. Efficient-capsnet: Capsule network with self-attention routing. *Scientific reports*, 11(1):14634, 2021.
- [24] M. Mitterreiter, M. Koch, J. Giesen, and S. Laue. Why capsule neural networks do not scale: Challenging the dynamic parse-tree assumption, 2023.
- [25] P. Nair, R. Doshi, and S. Keselj. Pushing the limits of capsule networks. *arXiv preprint arXiv:2103.08074*, 2021.
- [26] J. Y. Park, O. Biza, L. Zhao, J. W. van de Meent, and R. Walters. Learning symmetric embeddings for equivariant world models. *arXiv preprint arXiv:2204.11371*, 2022.
- [27] F. D. S. Ribeiro, K. Duarte, M. Everett, G. Leontidis, and M. Shah. Learning with capsules: A survey. *arXiv preprint arXiv:2206.02664*, 2022.
- [28] F. D. S. Ribeiro, G. Leontidis, and S. Kollias. Capsule routing via variational bayes. In *Proceedings of the AAAI Conference on Artificial Intelligence*, volume 34, pages 3749–3756, 2020.
- [29] S. Sabour, N. Frosst, and G. E. Hinton. Dynamic routing between capsules. *Advances in neural information processing systems*, 30, 2017.
- [30] R. Winter, M. Bertolini, T. Le, F. Noe, and D.-A. Clevert. Unsupervised learning of group invariant and equivariant representations. *Advances in Neural Information Processing Systems*, 35:31942–31956, 2022.

- [31] Y. Xie, J. Wen, K. W. Lau, Y. A. U. Rehman, and J. Shen. What should be equivariant in self-supervised learning. In *Proceedings of the IEEE/CVF Conference on Computer Vision and Pattern Recognition*, pages 4111–4120, 2022.
- [32] J. Yang, P. Zhao, Y. Rong, C. Yan, C. Li, H. Ma, and J. Huang. Hierarchical graph capsule network. In *Proceedings of the AAAI Conference on Artificial Intelligence*, volume 35, pages 10603–10611, 2021.
- [33] J. Zbontar, L. Jing, I. Misra, Y. LeCun, and S. Deny. Barlow twins: Self-supervised learning via redundancy reduction. *arXiv preprint arXiv:2103.03230*, 2021.

A 3DIEBench Dataset




Figure 7: The 3DIEBench dataset, one 3d model is used to create 50 different views in a synthetic environment, which are saved as images along with the latent values by which they are transformed.

Typical equivariant datasets are generally handcrafted and simple, with a small amount of classes and instances within each class. This is due to the time needed in order to ensure correctness. While standard image datasets do allow for testing invariance in the form of augmenting the same image in two different ways, they do not allow for precise transformation of the subject. Thus the need for a new, synthetic dataset.

We use the 3DIEBench [14] dataset², which has been created specifically to be a hard yet controlled test-bed for invariant and equivariant methods. The dataset consists of 52,472 3d objects across 55 classes of 3d objects from ShapeNetCorev2 [6] posed in 50 different views as well as the latent information of the view, this can be seen in figure 7. For training we then randomly select two views from each model in the training set. The parameters by which the model could have been augmented can be seen in table 5.

Table 5: Values of the factors of variation used for the generation of 3DIEBench. Each value is sampled uniformly from the given interval. Object rotation is generated as Tayt-Bryan angles using extrinsic rotations. Light position is expressed in spherical coordinates. This table is sourced from [14].

Parameter	Minimum value	Maximum value
Object rotation X	$-\frac{\pi}{2}$	$\frac{\pi}{2}$
Object rotation Y	$-\frac{\pi}{2}$	$\frac{\pi}{2}$
Object rotation Z	$-\frac{\pi}{2}$	$\frac{\pi}{2}$
Floor hue	0	1
Light hue	0	1
Light θ	0	$\frac{\pi}{4}$
Light ϕ	0	2π

²The full dataset and splits employed can be found at <https://github.com/facebookresearch/SIE>

B Training protocols

B.1 CapsIE Pre-training

Our proposed CapsIE model is comprised of a ResNet-18 encoder, SR-CapsNet comprised of a primary capsule layer routed to a second capsule layer. The SR-CapsNet projector takes as input the activation map output of the ResNet prior to the final global average pooling. The predictor network employed is that described in [14]. All details of the architectural design are given in the main paper.

Training of our CapsIE model is done over 2000 epochs with a batch size of 1024, optimised via the Adam optimiser with learning rate 0.001, and default parameters, $\beta_1 = 0.9, \beta_2 = 0.999$. By default the objective function weighting are as follows, $\lambda_{inv} = 0.1, \lambda_{equi} = 5, \lambda_V = 10, \lambda_C = 1$ where we empirically found these optimal for our setting. Further performance gains could be achieved by the tuning of such parameters, however, we deemed this unnecessary.

For ablation studies, where we explicitly state, we train for fewer epochs and with a smaller batch size, 500 and 512 respectively. We find in practice this setting is a strong proxy for full training performance and significantly save computational resource.

Training time for 2000 epochs with batch size of 1024, as previously stated, took approximately 22 hours using 3 Nvidia A100 80GB GPU's, with 64 capsule models taking approximately 25 hours using 6 Nvidia A100 80GB GPU's.

B.2 Downstream Evaluation

In our work we perform evaluation on both the frozen ResNet-18 representations and the representations from the primary capsules layer, which are evaluated using either a linear classifier or additional capsule layer acting as a class capsules, i.e the number of capsules is set to the number of classes and activations are used as the logits. Here, we detail the exact training protocols to ensure complete reproducibility.

For our evaluations we use two different depths of MLP heads, these are: 1. **Deep MLP** referring to an MLP with layers containing in_dim - 1024 - out_dim neurons, with intermediate ReLU activations. 2. **Shallow MLP** referring to a single MLP layer with in_dim in neurons and out_dim out neurons. When we evaluate our primary capsules for angle and colour prediction, we average the 8x8 feature map so that we only have a single pose vector for the entire image. For our Capsule Classification task, we do not have an in_dim as we do not use a MLP, but instead use a capsule layer which operates on the primary capsules pose and activations.

Table 6: Training settings for our evaluations. Settings are the same for all number of capsules. NC is used as shorthand for number of capsules. - denotes that this element is not used. * denotes multiplication.

	Representations Angle	Representations Colour	Representations Classification	Capsule Angle	Capsule Colour	Capsule Classification
Caps Head	-	-	-	-	-	Yes
MLP Head	Deep	Shallow	-	Deep	Shallow	-
in_dim	512	512	512	NC * 16	NC * 16	N/A
out_dim	4	2	55	4	2	55
Optimizer	Adam	Adam	Adam	Adam	Adam	Adam
LR	0.001	0.001	0.001	0.001	0.001	0.001
β_1	0.9	0.9	0.9	0.9	0.9	0.9
β_2	0.999	0.999	0.999	0.999	0.999	0.999
Batch Size	256	256	64	256	256	256
Epochs	300	50	300	300	50	300
Objective	MSE	MSE	Cross Entropy	MSE	MSE	Cross Entropy

B.3 Quantitative Equivariant Evaluation Implementation Details

We evaluate the equivariant properties of the predictor in line with that proposed in [14] reporting the Mean Reciprocal Rank (MRR) and Hit Rate at k (H@k) on the multi-object setting. Given a source and target pose of an object, we first compute the embeddings of each image, and pass the source embedding through the predictor and use the resulting vector to retrieve the nearest neighbours.

The MRR is the average reciprocal rank of the target embedding in the retrieved nearest neighbour graph. H@k in this case is computed to be 1 if the target embedding is in the k-NN graph of the predicted embedding, where we only look for nearest neighbours among the views of the same object.

The Prediction Retrieval Error (PRE) gives an evaluation of predictor quality, and is given by the distance between its rotation $q_1 \in \mathbb{H}$ and the target rotation q_2 as $d = 1 - \langle q_1, q_2 \rangle^2$ of the nearest neighbour of the predicted embedding averaged over the whole dataset. Full implementation details can be found in the open-source code provided.

B.4 Supervised Training of SR-Caps

In our work we train a Self Routing Capsule Network model in a supervised fashion for the downstream tasks to evaluate whether our pretrained model improves the quality of downstream evaluations. The training setting of these runs can be found in table 7.

Deep MLP refers to an MLP with layers containing number_caps * 16 * 2 - 1024 - 4 neurons, with intermediate ReLU activations. Shallow MLP head refers to a single MLP layer with number_caps * 16 * 2 in neurons and either 4 (for rotation prediction) or 2 (for colour prediction) out neurons.

Table 7: Training settings for our supervised Self Routing Capsule Network model. Settings are the same for all number of capsules. - denotes that this element is not used.

	Angle	Colour	Classification
Caps Head	-	-	Yes
MLP Head	Deep	Shallow	-
Optimizer	Adam	Adam	Adam
LR	0.001	0.001	0.001
β_1	0.9	0.9	0.9
β_2	0.999	0.999	0.999
Batch Size	256	256	64
Epochs	300	50	300
Objective	MSE	MSE	Cross Entropy

C Further Experimentation

C.1 Capsule Downstream Classification on Embeddings.

Table 8 provides the downstream classification evaluation for the frozen output embeddings of the CapsNet projection head. The drop in performance is an expected result inline with that demonstrated by [7, 4]. These results signify the importance of the projection head and specifically its role in decorrelating the embeddings from representations to avoid overfitting to the pre-training objective. We do note however, that our observed performance drop is inline or slightly less than that reported in [14].

Table 8: Capsule downstream invariance evaluation on projection head embeddings.

Method	Embedding Dims		Classification (Top-1%)	
	Inv.	Equi.	Representations	Embeddings
Supervised	-	-	87.47	
SIE	512	512	82.94	
Capsule Projector Naive Evaluation				
CapsIE - 16	16	256	78.96	65.83
CapsIE - 32	32	512	80.00	69.12
CapsIE - 64	64	1024	80.26	56.64

C.2 Invariant and Equivariant SSL Benchmarks

We report below the classification (invariant, Table 9), rotation prediction, and colour prediction (equivariant, Table 10) performance of baseline self-supervised methods. The below baseline results are acquired from [14], with exception to those denoted by ‘*’ which corresponds to our re-implementation.

Table 9: **Evaluation of invariant properties on downstream classification task for baseline SSL methods.** We evaluate both the representations and the intermediate embeddings of the projection head when different numbers of capsules in the projection head is used. ‘-’ refers to non-compatible experiments.

Method	Embedding Dims		Classification (Top-1%)		
	Inv.	Equi.	All	Inv.	Equi.
Encoder Representation					
VICReg	-	-	84.74	-	-
VICReg, g kept identical	-	-	72.81	-	-
SimCLR	-	-	86.73	-	-
SimCLR, g kept identical	-	-	71.21	-	-
SimCLR + AugSelf	-	-	85.11	-	-
EquiMod (Original predictor)	-	-	87.19	-	-
EquiMod (SIE predictor)	-	-	87.19	-	-
SIE [14]	512	512	82.94	82.08	80.32
SIE *	512	512	82.54	82.11	80.74
CapsIE - 16	16	256	78.96	-	-
CapsIE - 32	32	512	80.00	-	-
CapsIE - 64	64	1024	80.26	-	-
Capsule Projector - 1st Intermediate Embedding					
CapsIE - 16	16	256	-	82.96	-
CapsIE - 32	32	512	-	83.49	-
CapsIE - 64	64	1024	-	83.64	-

Table 10: **Evaluation of equivariant properties on downstream rotation prediction (*left*) and colour prediction (*right*) tasks for baseline SSL methods.** We evaluate both the representations and the intermediate embeddings of the projection head when different numbers of capsules in the projection head is used.

Method	Rotation Prediction (R^2)			Colour Prediction (R^2)		
	All	Inv.	Equi.	All	Inv.	Equi.
Encoder Representation						
VICReg	0.41	-	-	0.06	-	-
VICReg, g kept identical	0.56	-	-	0.25	-	-
SimCLR	0.50	-	-	0.30	-	-
SimCLR, g kept identical	0.54	-	-	0.83	-	-
SimCLR + AugSelf	0.75	-	-	0.12	-	-
EquiMod (Original predictor)	0.47	-	-	0.21	-	-
EquiMod (SIE predictor)	0.60	-	-	0.13	-	-
SIE [14]	0.73	0.23	0.73	0.07	0.05	0.02
SIE *	0.72	0.21	0.71	0.06	0.05	0.03
CapsIE - 16	0.78	-	-	0.97	-	-
CapsIE - 32	0.75	-	-	0.97	-	-
CapsIE - 64	0.72	-	-	0.97	-	-
Projector - 1st Intermediate Embedding						
CapsIE - 16	-	-	0.78	-	-	0.97
CapsIE - 32	-	-	0.77	-	-	0.97
CapsIE - 64	-	-	0.78	-	-	0.97