

---

# Universal In-Context Approximation By Prompting Fully Recurrent Models

---

Aleksandar Petrov, Tom A. Lamb, Alasdair Paren, Philip H.S. Torr, Adel Bibi  
Department of Engineering Science  
University of Oxford  
aleks@robots.ox.ac.uk

## Abstract

Zero-shot and in-context learning enable solving tasks without model fine-tuning, making them essential for developing generative model solutions. Therefore, it is crucial to understand whether a pretrained model can be prompted to approximate any function, i.e., whether it is a universal in-context approximator. While it was recently shown that transformer models do possess this property, these results rely on their attention mechanism. Hence, these findings do not apply to fully recurrent architectures like RNNs, LSTMs, and the increasingly popular SSMs. We demonstrate that RNNs, LSTMs, GRUs, Linear RNNs, and linear gated architectures such as Mamba and Hawk/Griffin can also serve as universal in-context approximators. To streamline our argument, we introduce a programming language called LSRL that compiles to these fully recurrent architectures. LSRL may be of independent interest for further studies of fully recurrent models, such as constructing interpretability benchmarks. We also study the role of multiplicative gating and observe that architectures incorporating such gating (e.g., LSTMs, GRUs, Hawk/Griffin) can implement certain operations more stably, making them more viable candidates for practical in-context universal approximation.

## 1 Introduction

Until recently, solving a task with machine learning required training or fine-tuning a model on a dataset matching the task at hand. However, large foundation models exhibit the ability to solve new tasks without being specifically fine-tuned or trained for them: often it is sufficient to simply prompt them in the right way. This has made prompting a key method for steering a model towards a specific behaviour or task (Liu et al., 2023). Prompting has been especially successful because of *in-context learning*: the ability to modify the model’s behavior with information provided within the input sequence, without changing the underlying model parameters (Brown et al., 2020). As a result, the art and skill of constructing a successful prompt (*prompt engineering*) has become extremely important (Liu and Chilton, 2022; Sahoo et al., 2024). Yet, we know little about the theoretical properties of prompting. It is not even clear if there are limits to what can be achieved with prompting or, conversely, whether it is possible to prompt your way into any behaviour or task.

This can be framed as a universal approximation question. Classically, universal approximation results show how a class of tractable functions, such as neural networks, approximates another class of concept functions, e.g., all continuous functions on a bounded domain, with arbitrary accuracy. This is often done by showing that one can choose *model parameters* that approximate the target function. However, in-context learning poses a different challenge as the model parameters are *fixed*. Instead, a part of the input (the prompt) is modified to cause the model to approximate the target function. Hence, we define universal *in-context* approximation to be the property that there exist fixed weights such that the resulting model can be prompted to approximate any function from a concept class.

Understanding whether a model can be a universal *in-context* approximator is especially important as most commercial models are accessible exclusively via a prompting interface (La Malfa et al., 2023).

In-context learning has been almost exclusively studied in conjunction with the transformer architecture (Vaswani et al., 2017). This is likely because in-context abilities appear once the models are large enough (Wei et al., 2021) and most large models have been transformer-based. On the subject of universal in-context approximation, Wang and Xue (2023) were first to show that a transformer possesses this property by discretising and memorising all possible functions in the model weights. Memorisation is not needed, though, and even small transformers can be universal approximators when prompted Petrov et al. (2024a). Both results, however, critically depend on the attention mechanism of the transformer architecture (Bahdanau et al., 2015).

Still, generative models are not restricted to attention-based architectures: there are the “classic” recurrent neural networks (RNNs, Amari, 1972), long short-term memory models (LSTMs, Hochreiter and Schmidhuber, 1997) and gated recurrent units (GRUs, Cho et al., 2014). Recently, Linear RNN models (also known as state-space models or SSMs) were proposed as a scalable alternative to the transformer architecture (Orvieto et al., 2023; Fu et al., 2023a) and have started to outperform similarly-sized transformers when multiplicative gating is added (Gu and Dao, 2023; De et al., 2024; Botev et al., 2024). Furthermore, despite in-context learning being associated with the transformer, recent empirical results show in-context learning in SSMs, RNNs, LSTMs and even convolutional models (Xie et al., 2022; Akyürek et al., 2024; Lee et al., 2024).

Yet, despite their ability to be in-context learners, there is little known about the theoretical properties of these fully recurrent architectures. As these architectures become more and more widely used, understanding their in-context approximation abilities is increasingly more important for their safety, security and alignment. To fill this gap in our knowledge, we present results demonstrating that, in fact, many of these architectures, similarly to transformers, can be universal in-context approximators. Concretely, our contributions are as follows:

- i. We develop *Linear State Recurrent Language* (LSRL): a programming language that compiles to different fully recurrent models. Programming in LSRL is akin to “thinking like a recurrent model”. LSRL programs can then be implemented exactly as model weights.
- ii. Using LSRL, we construct Linear RNN models that can be prompted to act as any token-to-token function over finite token sequences, or to approximate any continuous function. These results also hold for RNNs, LSTMs, GRUs and Hawk/Griffin models (De et al., 2024).
- iii. We present constructions with and without multiplicative gating. However, we observe that the constructions without these gates depend on numerically unstable conditional logic.
- iv. Nevertheless, we show that multiplicative gates lead to more compact and numerically stable models, making it more likely that universal in-context approximation properties arise in models utilising them, such as LSTMs, GRUs and the latest generation of Linear RNNs.

## 2 Preliminaries

**Fully recurrent architectures.** In this work, we focus exclusively on fully recurrent neural network architectures. Recurrent models operate over sequences. Concretely, consider an input sequence  $(\mathbf{x}_1, \dots, \mathbf{x}_N)$  with  $\mathbf{x}_t \in \mathcal{X}$ ,  $\mathcal{X}$  being some input space. We will refer to the elements of the input sequence as *tokens* even if they are real-valued vectors. A recurrent model  $g : \mathcal{X}^* \rightarrow \mathcal{Y}$  maps a sequence of inputs to an output in some output space  $\mathcal{Y}$ . These models are always causal, namely:

$$\mathbf{y}_t = g(\mathbf{x}_1, \dots, \mathbf{x}_t). \tag{1}$$

We will abuse the notation and refer to  $(\mathbf{y}_1, \dots, \mathbf{y}_t) = (g(\mathbf{x}_1), \dots, g(\mathbf{x}_1, \dots, \mathbf{x}_t))$  as simply  $g(\mathbf{x}_1, \dots, \mathbf{x}_t)$ . We will also separate the input sequence into a query  $(\mathbf{q}_1, \dots, \mathbf{q}_n)$  and a prompt  $(\mathbf{p}_1, \dots, \mathbf{p}_N)$ . The prompt specifies the target function  $f$  that we approximate while the query designates the input at which we evaluate it. Contrary to the typical setting, we will place the query before the prompt.<sup>1</sup>

There are various neural network architectures that fall under the general framework of Eq. (1). The quintessential one is the RNN. It processes inputs one by one with only a non-linear state being

<sup>1</sup>That is necessitated by the limited capacity of the state variables. As the model is fixed, in order to increase the precision of the approximation, we can only increase the prompt length. If the prompt is before the query, it would have to be compressed into a fixed-size state, limiting the approximation precision even with increased prompt lengths. But if the query has a fixed size, it can be stored in a fixed-size state variable exactly.

passed from one time step to the other. A model  $g$  can thus be stacked RNN layers, each one being:

$$\begin{aligned} \mathbf{s}_t &= \sigma(\mathbf{A}\mathbf{s}_{t-1} + \mathbf{B}\mathbf{x}_t + \mathbf{b}), \\ \mathbf{y}_t &= \phi(\mathbf{s}_t), \end{aligned} \tag{Classic RNN} \tag{2}$$

with  $\mathbf{A}, \mathbf{B}, \mathbf{b}$  and the initial state value  $\mathbf{s}_0$  being model parameters,  $\sigma$  a non-linear activation function and  $\phi$  a multi-layer perceptron (MLP) with ReLU activations. We assume that  $\sigma$  is always a ReLU to keep the analysis simpler. The non-linearity in the state update can make the model difficult to train (vanishing and exploding gradients, [Bengio et al., 1994](#)). Therefore, Linear RNNs have been proposed as regularizing the eigenvalues of  $\mathbf{A}$  can stabilise the training dynamics ([Orvieto et al., 2023](#)). Linear RNNs also admit a convolutional representation, making them trainable in parallel ([Gu et al., 2021](#); [Fu et al., 2023a](#)). Linear RNNs drop the non-linearity from the state update in Eq. (2):

$$\begin{aligned} \mathbf{s}_t &= \mathbf{A}\mathbf{s}_{t-1} + \mathbf{B}\mathbf{x}_t + \mathbf{b}, \\ \mathbf{y}_t &= \phi(\mathbf{s}_t). \end{aligned} \tag{Linear RNN} \tag{3}$$

The fully linear state updates do not affect the expressivity of the models, as non-linear activations are nevertheless present in the MLP layers  $\phi$  between the linear state update layers ([Wang and Xue, 2023](#)). The state-of-the-art Linear RNN models also utilise some form of multiplicative gating ([Gu and Dao, 2023](#); [De et al., 2024](#); [Botev et al., 2024](#)). While specific implementations can differ, we can abstract it as the following Gated Linear RNN architecture:

$$\begin{aligned} \mathbf{s}_t &= \mathbf{A}\mathbf{s}_{t-1} + \mathbf{B}\mathbf{x}_t + \mathbf{b}, \\ \mathbf{y}_t &= \gamma(\mathbf{x}_t) \odot \phi(\mathbf{s}_t), \end{aligned} \tag{Gated Linear RNN} \tag{4}$$

with  $\gamma$  being another MLP and  $\odot$  being the element-wise multiplication operation (Hadamard product). Eq. (4) encompasses a range of recently proposed models. For example, one can show that any model consisting of  $L$  stacked Gated Linear RNN layers, with  $\gamma$  and  $\phi$  with  $k$  layers, can be represented as a  $L(k+2)$ -layer Hawk or Griffin model ([De et al., 2024](#)). The conversions are described in detail in App. E. We can similarly add multiplicative gating to the classic RNN architecture:

$$\begin{aligned} \mathbf{s}_t &= \sigma(\mathbf{A}\mathbf{s}_{t-1} + \mathbf{B}\mathbf{x}_t + \mathbf{b}), \\ \mathbf{y}_t &= \gamma(\mathbf{x}_t) \odot \phi(\mathbf{s}_t), \end{aligned} \tag{Gated RNN} \tag{5}$$

Eq. (5) may appear unusual but it is related to the well-known GRU ([Cho et al., 2014](#)) and LSTM ([Hochreiter and Schmidhuber, 1997](#)) architectures. Same as the case with Griffin/Hawk, any Gated RNN can be represented as a  $L(k+2)$ -layer GRU or LSTM model (details in Apps. C and D). As a result, if there exists a Gated RNN model that is a universal in-context approximator (which we later show to be the case), then there also exist GRU and LSTM models with the same property.

All the models above can be boiled down to compositions of a few building blocks. Namely, linear layers, ReLU activations, (non-)linear state updates and multiplicative operations (in the case of gated models). These four building blocks will be the primitives of LSRL, the programming language we introduce in Sec. 3 as a tool to write programs that directly compile to these architectures. In practice, a number of additional elements might be present such as residual connections ([He et al., 2016](#)), positional embeddings ([Su et al., 2024](#)) and normalisation layers ([Ba et al., 2016](#); [Zhang and Sennrich, 2019](#)). However, as these are not necessary for showing the in-context universal approximation abilities of the four architectures above, we will not consider them in this work.

**Theoretical understanding of in-context learning.** Beyond the question of universal in-context approximation, there have been attempts to theoretically understand in-context learning from various perspectives. The ability to learn linear functions and perform optimization in-context has been extensively explored in the context of linear regression ([Garg et al., 2022](#); [Akyürek et al., 2022](#); [von Oswald et al., 2023a](#); [Fu et al., 2023b](#); [Zhang et al., 2023](#); [Ahn et al., 2023](#)), kernel regression ([Han et al., 2023](#)) and dynamical systems ([Li et al., 2023](#)). Furthermore, studies have explored how in-context learning identifies and applies the appropriate pretraining skill ([Xie et al., 2022](#); [Coda-Forno et al., 2023](#); [Bai et al., 2023](#)). It has also been shown that transformers can construct internal learning objectives and optimize them during the forward pass ([von Oswald et al., 2023b](#); [Dai et al., 2023](#)). However, these studies almost exclusively focus on the transformer architecture, and the applicability of their findings to fully recurrent models remains unclear.

**Approximation theory.** Let  $\mathcal{X}$  and  $\mathcal{Y}$  be normed vector spaces. Take a set of functions  $\mathcal{C} \subseteq \mathcal{Y}^{\mathcal{X}}$  from  $\mathcal{X}$  to  $\mathcal{Y}$  called a *concept space*. Take also a set of nicely behaved functions  $\mathcal{H} \subset \mathcal{Y}^{\mathcal{X}}$ , called

*hypothesis space*.  $\mathcal{H}$  could be any set that we have tools to construct and analyse, e.g., all polynomials or all neural networks of a particular architectural type. Approximation theory is concerned with how well functions in  $\mathcal{H}$  approximate functions in  $\mathcal{C}$ . We say that  $\mathcal{H}$  *universally approximates*  $\mathcal{C}$  over a compact domain  $\mathcal{D}$  (or that  $\mathcal{H}$  is *dense in*  $\mathcal{C}$ ) if for every  $f \in \mathcal{C}$  and  $\epsilon > 0$  there exist a  $h \in \mathcal{H}$  such that  $\sup_{\mathbf{x} \in \mathcal{D}} |f(\mathbf{x}) - h(\mathbf{x})| \leq \epsilon$ . There is a long history of such results for the concept class of continuous functions and hypothesis classes of single hidden layer neural networks (Cybenko, 1989; Barron, 1993) or deeper models (Hornik et al., 1989; Telgarsky, 2015). The concept class of sequence-to-sequence functions has been shown to be universally approximated with the hypothesis classes of transformers (Yun et al., 2019), RNNs (Schäfer and Zimmermann, 2006) and Linear RNNs (Wang and Xue, 2023).

The hypothesis spaces in this work are different though. The model is fixed and we only change the prompt part of its input. Therefore, all learnable parameters are in the prompt. Concretely, take a recurrent model  $g$  as in Eq. (1) with *fixed* model parameters and a query length  $n$ . The resulting hypothesis class is the set of all functions that result by calling  $g$  with the concatenation of the user query and the prompt and taking the last  $n'$  outputs:

$$\mathcal{H}_g^{\mathcal{D}^n} = \{(\mathbf{q}_1, \dots, \mathbf{q}_n) \mapsto g(\mathbf{q}_1, \dots, \mathbf{q}_n, \mathbf{p}_1, \dots, \mathbf{p}_N)[-n'::] \mid \forall \mathbf{p}_i \in \mathcal{D}, N > 0\}. \quad (6)$$

The domain  $\mathcal{D}$  of  $\mathbf{p}_i$  and  $\mathbf{q}_i$  can be continuous embeddings in  $\mathbb{R}^d$  or discrete tokens  $\mathcal{V} = \{1, \dots, V\}$ .

Note that each  $h \in \mathcal{H}_g$  is identified by a prompt  $(\mathbf{p}_1, \dots, \mathbf{p}_N)$  but is a function with domain all possible queries  $(\mathbf{q}_1, \dots, \mathbf{q}_n)$ . Therefore, finding a hypothesis  $h \in \mathcal{H}_g$  that approximates a target function  $f$  is equivalent to finding the prompt of that hypothesis. The approximation properties of  $\mathcal{H}_g$  in Eq. (6) depend on the architecture of  $g$ , as well as its specific parameters. This makes it challenging to do approximation in the context window. The possibilities for interaction between the inputs are limited and the effects of the fixed model weights can be difficult to study (Petrov et al., 2024b). To the best of our knowledge, this has only been studied in the case where  $g$  is a transformer model. Wang and Xue (2023) showed that in-context universal approximation is possible with a transformer by discretizing and memorising all possible functions in the model weights, while, (Petrov et al., 2024a) argues that no memorisation is needed and that a transformer with  $n+2$  layers can be a universal approximator for sequence-to-sequence functions with input length  $n$  with a prompt of length  $\mathcal{O}(\epsilon^{-10-14d-4d^2})$ .

We study the recurrent architectures in Eqs. (2) to (5) and their ability to approximate continuous functions over real-valued vectors and to represent discrete maps over tokens (which corresponds to how language models are used in practice). We consider the following classes of functions.  $\mathcal{C}^{\text{vec}} = (\mathbb{R}^{d_{\text{out}}})^{[0,1]^{d_{\text{in}}}}$  contains all continuous functions from the unit hypercube to  $\mathbb{R}^{d_{\text{out}}}$ , while  $\mathcal{C}^{\text{tok}} = \{h \in (\mathcal{V}^l)^{\mathcal{V}^l} \mid h \text{ causal}\}$  all causal functions from  $l$  tokens to  $l$  tokens. The hypothesis classes are  $\mathcal{H}^{\text{vec}}(g)$  corresponding to Eq. (6) with  $D = [0, 1]^{d_{\text{in}}}$ ,  $n = n' = 1$  and  $g$  some *fixed* model of one of the four architectures in Eqs. (2) to (5), and  $\mathcal{H}^{\text{tok}}(g)$  with  $D = \mathcal{V}$  and  $n = n' = l$ .

### 3 Linear State Recurrent Language (LSRL)

We can construct the weights for universal in-context models with the architectures in Eqs. (2) to (5) by hand but this is labour-intensive, error-prone, difficult to interpret, and the specific weights would be architecture-dependent. Moreover, working at such a low level of abstraction can obfuscate common mechanisms and design patterns and makes it more difficult to appreciate both the capabilities and the constraints of fully recurrent architectures. Instead, motivated by the desire to understand the scope of abilities of recurrent models, we propose a new programming language: *Linear State Recurrent Language* (LSRL).<sup>2</sup> LSRL programs compile to any of these four architectures in Eqs. (2) to (5). Conversely, any Linear RNN can be represented as an LSRL program, making LSRL a versatile tool for studying the capabilities of recurrent models. Later, in Secs. 4 to 6 we make use of LSRL to develop programs that are universal approximators for  $\mathcal{C}^{\text{vec}}$  and  $\mathcal{C}^{\text{tok}}$ , the compiled versions of which are hence the hypothesis classes in Sec. 2, thus showing that all four architectures can be universal in-context approximators.

**LSRL syntax.** LSRL supports six basic operations. An LSRL program always starts with an  $\text{Input}(\mathbf{x}) = \mathbf{x}$  with an  $\mathbf{x}$  of a fixed dimension. Only one  $\text{Input}$  can be declared in a program. Linear layers and ReLUs are also supported:  $\text{Lin}[\mathbf{A}, \mathbf{b}](\mathbf{x}) := \mathbf{A}\mathbf{x} + \mathbf{b}$ ,  $\text{ReLU}(\mathbf{x}) := \max(\mathbf{0}, \mathbf{x})$ .

<sup>2</sup>Our implementation of LSRL is available at <https://github.com/AleksandarPetrov/LSRL>

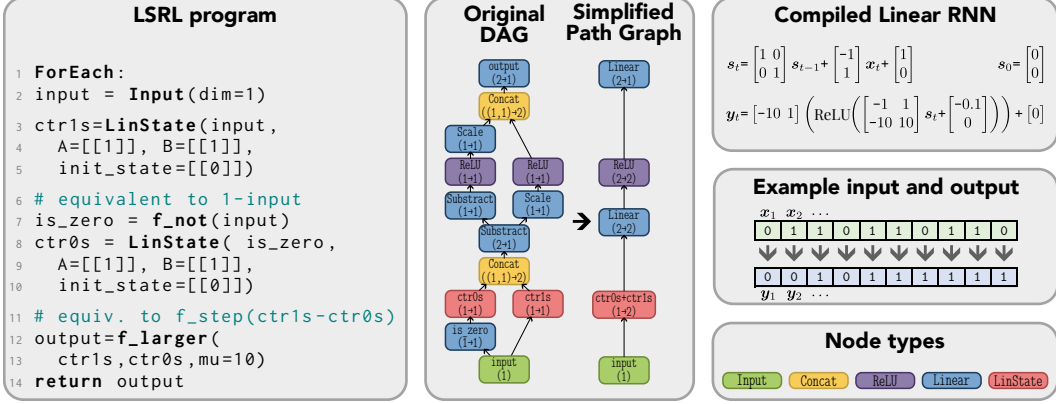


Figure 1: **Compilation of an LSRL program to a Linear RNN.** An example of a simple LSRL program that takes a sequence of 0s and 1s as an input and outputs 1 if there have been more 1s than 0s and 0 otherwise. The LSRL compiler follows the rules in App. A to simplify the computation DAG into a path graph. The resulting path graph can be represented as a Linear RNN with one layer.

The unique component of LSRL, however, is its `LinState` operation implementing the linear state update in Linear RNNs (Eq. (3)):  $\text{LinState}[\mathbf{A}, \mathbf{B}, \mathbf{b}, s_0](x_t) := \mathbf{A}s_{t-1} + \mathbf{B}x_t + \mathbf{b}$ , where the state  $s_{t-1}$  is the output of the call this node at step  $t - 1$ . `LinState` is the only way information can be passed from previous tokens to the current one. We also provide a `Concat` operation that combines variables:  $\text{Concat}(\mathbf{x}, \mathbf{y}) := (\mathbf{x}_1, \dots, \mathbf{x}_{|\mathbf{x}|}, \mathbf{y}_1, \dots, \mathbf{y}_{|\mathbf{y}|})$ . Finally, to support gating architectures we also implement a rudimentary `Multi` operation that splits its input into two sub-arrays and returns their element-wise multiplication:  $\text{Multi}(\mathbf{x}) := \mathbf{x}[\cdot : |\mathbf{x}|/2] \odot \mathbf{x}[|\mathbf{x}|/2 : \cdot]$ . Naturally, `Multi` requires that  $\mathbf{x}$  has even length. These six operations can be composed into a direct acyclic graph (DAG) with a single source node (the `Input` variable) and a single sink node (marked with a `return` statement).

Such a program operates over a single token  $x_t$  passed to `Input`, while a recurrent model needs to operate over sequences. Thus, we wrap the program into a `ForEach` loop that passes each element individually for the DAG to output a variable denoted by a `return` clause. Each element is processed by the exact same program, with the only difference being that the state of the `LinState` variables is changing between iterations. You can see an example of a small LSRL program in Fig. 1.

**Expressiveness limitations.** `ForEach` does not behave like the typical `for` loop: only the states are accessible between iterations, i.e., you cannot use the output of a linear layer at step  $t$  in any computation at step  $t + 1$ . Furthermore, as the program is a DAG and only states of `LinState` nodes are passed between iterations, variables computed in latter operations of a previous time step are not accessible as inputs in earlier layers (with respect to the topological sorting of the computation graph). This leads to a key programming paradigm in LSRL: a `LinState` update cannot depend non-linearly on its own state. That includes it depending on a variable that depends on the `LinState` itself and conditional updates to the state. Such a dependency would break the DAG property of the program.<sup>3</sup> This poses serious limitations on what algorithms can be expressed in a Linear RNN and makes programming them challenging. Still, in Sec. 4 we show how carefully constructing state updates and auxiliary variables can nevertheless allow to program some limited conditional behaviours.

**Compilation.** Any LSRL program without `Multi` nodes can be compiled to a Linear RNN (Eq. (3)) or to a Gated Linear RNN (Eq. (4)). If the program has `Multi` nodes, then it cannot be compiled to a Linear RNN as the multiplicative gating cannot be implemented exactly. However, it can be compiled to a Gated Linear RNN. To compile an LSRL program to a Linear (Gated) RNN, we first parse the program to build a computation graph. This is a DAG with a single source (the `Input` node) and a single sink (the `return` statement of the `ForEach` loop). At the same time, a Linear (Gated) RNN can be represented as a path graph (no branching) with the six basic operations as nodes. Therefore, the compilation step needs to transform this DAG into a path graph. We achieve that by iteratively collapsing the first branching point into a single node. The exact rules that achieve that are described

<sup>3</sup>For example, we cannot implement an operation that adds one to the state and squares it at each time step:  $s_{t+1} = (s_t + 1)^2$  or an operation that performs conditional assignment  $s_{t+1} = 0$  if  $(s_t > 5)$  else  $s_t$ .

```

1 ForEach:
2 input = Input(dim=1+d_in+d_out)
3 # counter needed to know whether we are looking at the query or the prompt
4 const_1 = f_constant(input, 1)
5 counter_vector = LinState(input=const_1, A=ones(d_in,d_in), B=ones(d_in,1), init_state=zeros(d_in,1))
6 # copy the query in a state (only when the counter is 1)
7 q_update = f_ifelse(cond=f_smaller(counter_vector, 1.5), t=input[: d_in], f=input[: d_in]*0)
8 q = LinState(input=q_update, A=eye(d_in), B=eye(d_in), init_state=zeros(d_in,1))
9 # the following operations will only change the output when counter > 1
10 # the step size is the first element of every prompt element
11 step_size = Linear(input=input[0], A=ones(d_in,1), b=zeros(d_in,1))
12 # using it we can compute the upper bounds of the current prompt cell
13 lb = input[1 : 1 + d_in]
14 ub = lb + step_size
15 # now check if q is in this cell (the bump should be 1 on all dimensions)
16 q_in_bump_componentwise = f_bump(q, lb, ub)
17 bump_sum = Linear(input=q_in_bump_componentwise, A=ones(1,d_in), b=zeros(1,1))
18 in_cell = f_larger(bump_sum, d_in - 0.5)
19 in_and_processing = f_and(in_cell, f_larger(counter, 0.5))
20 # if counter>1 and this cell contains q, add the value to the output state
21 update = f_ifelse(cond=f_larger(in_and_processing,0.5), t=input[-d_out:], f=input[-d_out:]*0)
22 y = LinState(input=update, A=eye(d_out), B=eye(d_out), init_state=zeros(d_out,1))
23 return y

```

Listing 1: **LSRL program for universal approximation in-context for continuous functions.** The inputs are  $\mathbf{q} = [\mathbf{q}'^\top, \mathbf{0}_{d_{\text{out}}+1}^\top]^\top$  with  $\mathbf{q}' \in [0, 1]^{d_{\text{in}}}$  being the query value at which we want to evaluate the function, then followed by prompts describing the target function as in Eq. (8).

in App. A. Later, in Sec. 6, we will show how any Linear (Gated) RNN can be converted into a *non-linear* (Gated) RNN, hence, how we can compile LSRL programs to these architectures as well.

**Syntactic sugar.** To make programming easier, we define several convenience functions. For instance, we can Slice variables  $\mathbf{x}[l:u]$  via sparse Lin layers. We can also sum variables and element-wise multiplication with scalars (implemented as Lin layers). For logical operations we also need step functions which can be approximated with ReLUs:  $f_{\text{step}}[\mu](\mathbf{x}) := \text{ReLU}(\mu\mathbf{x}) - \mu\text{ReLU}(\mathbf{x} - 1/\mu)$ , where  $\mu$  is a positive constant controlling the quality of the approximation. We can also approximate bump functions (1 between  $l$  and  $u$  and 0 otherwise):  $f_{\text{bump}}[l, u, \mu](\mathbf{x}) := f_{\text{step}}[\mu](\mathbf{x} - l) - f_{\text{step}}[\mu](\mathbf{x} - u)$ . Similarly, we can approximate conjunction ( $f_{\text{and}}$ ), disjunction ( $f_{\text{or}}$ ), negation ( $f_{\text{not}}$ ), and comparison operators ( $f_{\text{larger}}$  and  $f_{\text{smaller}}$ ). See App. F for the definitions.

Critically, we need also a conditional operator that assigns a value  $t(\mathbf{x})$  if a certain condition is met and another value  $f(\mathbf{x})$  otherwise. One way to implement this is:

$$f_{\text{ifelse}}[\text{cond}, t, f, \lambda](\mathbf{x}) := \text{ReLU}(-\lambda \text{cond}(\mathbf{x}) + f(\mathbf{x})) + \text{ReLU}(-\lambda f_{\text{not}}(\text{cond}(\mathbf{x})) + t(\mathbf{x})) - \text{ReLU}(-\lambda \text{cond}(\mathbf{x}) - f(\mathbf{x})) - \text{ReLU}(-\lambda f_{\text{not}}(\text{cond}(\mathbf{x})) - t(\mathbf{x})), \quad (7)$$

where  $\lambda$  is a constant that is larger than any absolute value that  $t(\mathbf{x})$  and  $f(\mathbf{x})$  can attain. This construction, however, is not numerically stable (consider if  $\text{cond}(\mathbf{x})$  is not exactly 0 but a small positive number) and we will study alternatives in Sec. 5. We provide both numerical (SciPy.sparse, Virtanen et al. 2020) and symbolic (SymPy, Meurer et al. 2017) backends with the second being crucial for programs that are not numerically stable.

**Constant and dynamic variables.** It is important also to distinguish between variables which can be dynamically assigned and such that must by “baked in” the model weights and be constant. Some operations can only be performed when one of the operands is a constant. For example, with a Linear RNN we cannot exactly compute the product of two variables —such as  $\text{Lin}[\mathbf{A}_1, \mathbf{b}_1](\mathbf{x}) \odot \text{Lin}[\mathbf{A}_2, \mathbf{b}_2](\mathbf{x})$ — but we can compute a product with a fixed vector  $\mathbf{v} \odot \text{Lin}[\mathbf{A}_2, \mathbf{b}_2](\mathbf{x})$ . This is also why  $\lambda$  in Eq. (7) cannot be dynamically computed depending on the input  $\mathbf{x}$ . This is not the case for the gated architectures, where variable product is possible, something we will leverage to construct more numerically stable conditional operators in Sec. 5.

**Prior work on encoding algorithms in model weights.** A similar approach to developing a programming language that compiles to model weights was already done for the transformer architecture with the RASP language (Weiss et al., 2021) and the Tracr compiler (Lindner et al., 2023). They were predominantly created as a tool for interpretability research. In a sense, RASP is to a transformer as LSRL is to a (Linear) (Gated) RNN. Hence, can be used to develop benchmarks for interpretability methods for fully-recurrent architectures. However, while RASP can only express a subset of

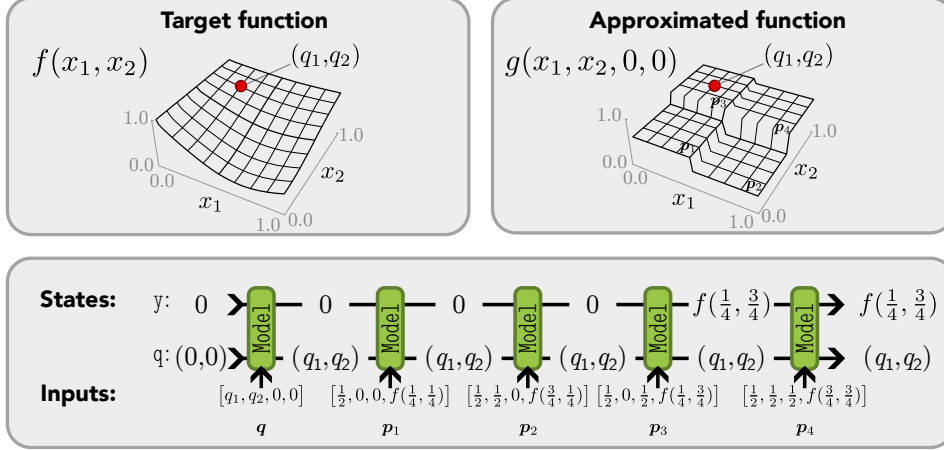


Figure 2: **Intuition behind the LSRL program for universal in-context approximation for continuous functions in Lst. 1.** Our target function  $f$  has input dimension  $d_{\text{in}} = 2$  and output dimension  $d_{\text{out}} = 1$ . Each input dimension is split into two parts, hence  $\delta = 1/2$ . We illustrated an example input sequence of length 5: one for the query and four for the prompt tokens corresponding to each of the discretisation cells. The query  $(q_1, q_2)$  falls in the cell corresponding to the third prompt token. We show how the two `LinState` variables in the program are updated after each step. Most notably, how the state holding the output  $y$  is updated after  $p_3$  is processed.

transformer models, LSRL is isomorphic to the set of all (Gated) Linear RNNs (though not to the non-linear ones). That means that any (Gated) Linear RNN can be represented and analysed as an LSRL program and vice versa. Hence, the limitations of what you can express in LSRL are also limitations of what a Linear (Gated) RNN can do. Namely: (i) we cannot have exact multiplicative interactions between inputs without multiplicative gates, and (ii) we cannot have state variable updates depending non-linearly on their previous iterations or in any way on a variable that depends on them.

## 4 Universal In-Context Approximation with Linear RNNs

Now that we are equipped with LSRL, we can proceed to building LSRL programs that are universal in-context approximators. We will describe two programs: one for approximating continuous functions ( $\mathcal{C}^{\text{vec}}$ ), and one for approximating maps between token sequences ( $\mathcal{C}^{\text{tok}}$ ). Formally, we construct a model  $g_{\text{vec}}$  of the Linear RNN architecture (Eq. (3)) such that  $\mathcal{H}^{\text{vec}}(g_{\text{vec}})$  is dense in  $\mathcal{C}^{\text{vec}}$  and a model  $g_{\text{tok}}$  such that  $\mathcal{H}^{\text{tok}}(g_{\text{tok}})$  is dense in  $\mathcal{C}^{\text{tok}}$ .

### 4.1 Approximating continuous functions in $\mathcal{C}^{\text{vec}}$

The idea behind the approximation for continuous functions is to discretise the domain into a grid and approximate the function as constant in each cell of the grid. This is a well-known approach for showing universal approximation using the step activation function (Blum and Li, 1991; Scarselli and Tsoi, 1998). However, it is not obvious how to implement this approach in-context when information across input tokens can be combined only linearly. Our approach is to describe the value in each of the discretization cells as a single prompt token. Consider a target function  $f : [0, 1]^{d_{\text{in}}} \rightarrow [0, 1]^{d_{\text{out}}}$  and a discretization step  $\delta$ . We can then construct the prompt token for the cell with lower bounds  $l_1, \dots, l_{d_{\text{in}}}$  and their respective upper bounds  $l_1 + \delta, \dots, l_{d_{\text{in}}} + \delta$  with a  $(d_{\text{in}} + d_{\text{out}} + 1)$ -dimensional vector:

$$\mathbf{p} = [\delta, l_1, \dots, l_{d_{\text{in}}}, \bar{\mathbf{y}}_1, \dots, \bar{\mathbf{y}}_{d_{\text{out}}}]^{\top}, \quad (8)$$

where  $\bar{\mathbf{y}}$  is the value of  $f$  at the centre of that cell:  $\bar{\mathbf{y}} = f(l_1 + \delta/2, \dots, l_{d_{\text{in}}} + \delta/2)$ . Each prompt token describes the size of the cell, i.e., the discretisation step  $\delta$ , its starting lower bound, and the value of the target function at the centre of the cell. Thus,  $\lceil 1/\delta \rceil^{d_{\text{in}}}$  such tokens, one for each cell, are needed to describe the approximation of  $f$ . A query  $\mathbf{q}' \in [0, 1]^{d_{\text{in}}}$  can be in only one of the cells. We pad it with zeros and encode it as the first input element:  $\mathbf{q} = [\mathbf{q}'^{\top}, \mathbf{0}_{d_{\text{out}}+1}^{\top}]^{\top}$ , followed by the prompt. Our program will extract and save  $\mathbf{q}'$  to a state and then process the prompt tokens one at a time until





```

1 ForEach:
2 input = Input(dim=1)
3 # counter needed to know whether we are looking at the query or the prompt
4 const_1 = f_constant(input, 1)
5 global_ctr = LinState(input=const_1, A=[[1]], B=[[1]], init_state=[[1]])
6 # counters mod[n] and mod[2n]
7 mod_n_ctr = f_modulo_counter(input, n)
8 mod_2n_ctr = f_modulo_counter(input, 2*n)
9 # which mode are we in (looking at the query, comparing query with key, or copying value to state)
10 is_prompt = f_larger(global_ctr, n-0.5)
11 is_compare_mode = f_larger(mod_2n_ctr, n-0.5)
12 is_copy_mode = f_and(is_prompt, f_not(is_compare_mode))
13 is_first_token_for_copy = f_and(is_copy_mode, f_smaller(mod_n_ctr, 0.5))
14 # update the state holding the query if this is one of the first n tokens
15 tq=f_ifelse(f_smaller(is_prompt, 0.5), t=input, f=input*0)
16 tq=[f_ifelse(f_and(f_larger(mod_n_ctr,i-0.5), f_smaller(mod_n_ctr,i+0.5)),t=tq,f=tq*0) for i in 1..n]
17 q = LinState(input=Concat(tqs), A=eye(n), B=eye(n), init_state=zeros(n,1)) # query
18 # if we are in compare mode (looking at keys), check if this token matches the corresponding one in the query
19 qs=[f_ifelse(f_and(f_larger(mod_n_ctr,i-0.5), f_smaller(mod_n_ctr,i+0.5)),t=q[i],f=q[i]*0) for i in 1..n]
20 cor_q_el = Linear(input=Concat(qs), A=ones(1,n), b=zeros(1,1))
21 matching = f_and(f_and(f_larger(input, cor_q_el-0.5), f_smaller(input, cor_q_el+0.5)), is_compare_mode)
22 # keep a buffer of the last last n+1 match values, the +1 because we can only read the buffer after writing
23 buffer = LinState(input=matching, A=shift_matrix, B=[[0] for _ in 1..n], [[1]], init_state=zeros(n+1,1))
24 buffer_sum = Linear(input=buffer, A=[[1 for _ in 1..n], [0]], b=zeros(1, 1))
25 all_matching = f_larger(buffer_sum, n-0.5)
26 # if all are matching and it's the first token in the value part of the (key, value) pair, then mark this as
   the iterations when we start copying to state
27 matching_and_first_for_copy = f_and(all_matching, is_first_token_for_copy)
28 t_started_on_update = f_ifelse(matching_and_first_for_copy, t=global_ctr, f=global_ctr*0)
29 started_on = LinState(input=t_started_on_update, A=eye(1), B=eye(1), init_state=zeros(1, 1))
30 # copying to state for n iterations after started_on
31 copy_and_on = f_and(is_copy_mode, f_smaller(global_ctr, started_on+n))
32 mod_n_eq_i = [ f_and(f_larger(mod_n_ctr,i-0.5), f_smaller(mod_n_ctr,i+0.5)) for i in 1..n ]
33 t_updates_should_update = [ f_and(copy_and_on, mod_n_eq_i[i]) for i in 1..n ]
34 t_updates = [ f_ifelse(f_larger(t_updates_should_update[i], 0.5), t=input, f=input*0) for i in 1..n ]
35 output_regs = [LinState(input=update, A=eye(1), B=eye(1), init_state=zeros(1,1)) for update in t_updates]
36 # finally, read out the value from the corresponding output register in order to output from the model
37 t_outputs = [ f_ifelse(f_larger(mod_n_eq_i[i], 0.5), t=output_regs[i], f=output_regs[i]*0) for i in 1..n ]
38 return Linear(input=Concat(t_outputs), A=ones(1,n), b=zeros(1,1))

```

Listing 2: LSRL program for universal approximation in-context for functions between token sequences. The inputs are  $q_1, \dots, q_n$  being the query tokens, then followed by pairs of keys and values from the map we are trying to approximate. The last  $n$  outputs are the value corresponding to the key that matches the query.

## 5 Stable Universal In-Context Approximation with Gated Linear RNNs

**The ReLU-based conditional operator is not numerically stable.** The LSRL programs in Lsts. 1 and 2 for approximating functions in respectively  $C^{\text{vec}}$  and  $C^{\text{tok}}$  rely on the `f_ifelse` conditional assignment operator in Eq. (7) in order to implement different behaviours depending on whether we are processing the query or specific parts of the prompt. This operator is not numerically stable. The first term in Eq. (7) relies on  $\text{cond}(x)$  being exactly zero if the condition is not met. In this way, multiplying it with  $-\lambda$  would be 0 and  $f(x)$  would be returned. However, if  $\text{cond}(x)$  is not identically 0 but has a small positive value, then  $-\lambda \text{cond}(x)$  can “overpower”  $f(x)$  resulting in the ReLU output being 0. In our experience, this is not a problem when processing inputs through the LSRL program step-by-step. However, de-branching the DAG into a path graph—which is necessary in order to uncover the equivalent Linear RNN— appears to introduce such numerical instabilities which occasionally result in wrong outputs as conditional assignments will be 0 when they should not. This problem is more prominent in Lst. 2 which is longer (more debranching steps) and has more `f_ifelse` operations: it gets most tokens wrong because of that instability (see *Original, No noise* in Fig. 4). To this end, we support LSRL with a symbolic backend (based on SymPy) that performs the debranching steps exactly. Using it, both programs always produce the correct output.

This numerical instability highlights a critical practical limitations of the universal approximation results in Sec. 4: if the models are not numerically stable, it is unlikely that they occur in practice by training models using gradient descent. This section shows how to improve the numerical stability of Eq. (7) and obtain more realistic recurrent models that are universal approximators in-context.

**Implementing `f_ifelse` with MLPs.** As LSRL allows us to express arbitrary MLPs and MLPs can approximate any continuous function, it is tempting to replace Eq. (7) with a deep MLP model.

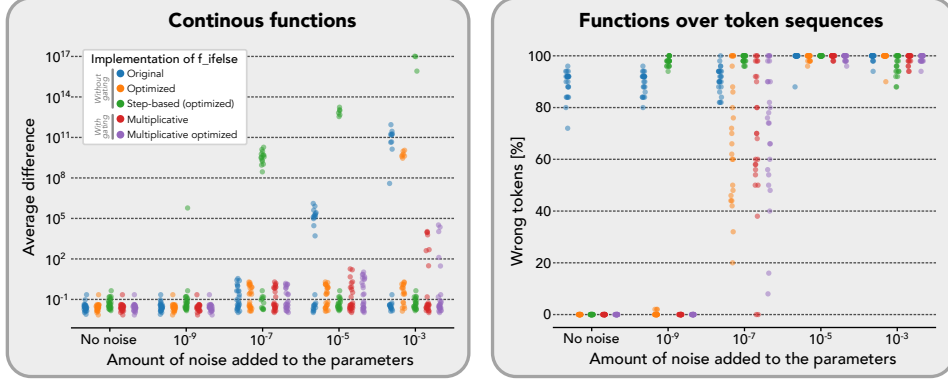


Figure 4: **Robustness of the various `f_ifelse` implementations to model parameter noise.** We show how the performance of the two universal approximation programs in Lsts. 1 and 2 deteriorates as we add Gaussian noise of various magnitudes to the non-zero weights of the resulting compiled models. As expected, the original `f_ifelse` implementation in Eq. (7) exhibits numerical precision errors at the lowest noise magnitude. For the token sequence case, numerical precision errors are present in all samples even in the no-noise setting. Hence, the original `f_ifelse` implementation is less numerically robust while the implementations with multiplicative gating are the most robust. For Lst. 1 (approximating  $C^{\text{vec}}$ ) we report the Euclidean distance between the target function value and the estimated one over 10 queries for 25 target functions. For Lst. 2 we report the percentage of wrong token predictions over 5 queries for 25 dictionary maps. Lower values are better in both cases.

However, such implementation would also not be exact, which can cause problems when composing such logical operations. For this reason, and for compactness of the resulting compiled model, we do not consider deeper implementations of `f_ifelse`.

**Removing unnecessary terms in Eq. (7).** Eq. (7) has 4 separate ReLU terms. The first two handle the cases when  $t(x)$  and  $f(x)$  are positive and the second two when they are negative. Therefore, if we know that one or both of these will always be non-negative, we can drop the corresponding terms. This is especially useful for Lst. 2, approximating  $C^{\text{tok}}$ , as it exclusively uses non-negative values (counters, mode switches and token values). Additionally, if  $f(x)$  is always 0, then the first and third terms can be safely dropped. Similarly, the second and fourth are unnecessary if  $f(x) \equiv 0$ . All `f_ifelse` in Lsts. 1 and 2 fall in this case and hence can be simplified. We will refer to this `f_ifelse` implementation that is aware of the attainable values of  $t(x)$  and  $f(x)$  as optimized. As it reduces the number of numerically unstable ReLU operations in the model, we expect that it will improve the stability of the compiled models. We experimented with adding various levels of noise to the non-zero model parameters, and, as the results in Fig. 4 show, optimized is indeed more numerically robust than original.

**Step-based implementation.** We can get rid of the input sensitivity of Eq. (7) using `f_step`:

$$\begin{aligned} f\_ifelse[\text{cond}, t, f, \lambda](x) := & \text{ReLU}(-\lambda + \lambda f\_step(1/2 - \text{cond}(x)) + f(x)) + \text{ReLU}(-\lambda + \lambda f\_step(\text{cond}(x) - 1/2) + t(x)) \\ & - \text{ReLU}(-\lambda + \lambda f\_step(1/2 - \text{cond}(x)) - f(x)) - \text{ReLU}(-\lambda + \lambda f\_step(\text{cond}(x) - 1/2) - t(x)). \end{aligned} \quad (9)$$

We can also apply the optimisation strategy here. While this implementation is robust to noise in the input it appears to be more sensitive to parameter noise, as shown in Fig. 4.

**Numerically stable `f_ifelse` with multiplicative gates.** Removing the unused ReLU terms in the original `f_ifelse` reduces the opportunities for numerical precision issues to creep in but does not solve the underlying problem. The multiplicative gating present in the Linear Gated RNN (Eq. (4)) and Gated RNN models (Eq. (5)) can help via implementing a numerically stable conditional operator:

$$f\_ifelse[\text{cond}, t, f](x) := \text{cond}(x) \odot t(x) + f\_not(\text{cond}(x)) \odot f(x), \quad (10)$$

where the element-wise product is implemented in LSRL with `Concat` and `Multi`. We will refer to the implementation of `f_ifelse` in Eq. (10) as `multiplicative`. Similarly to original implementation of `f_ifelse` in Eq. (7), we can drop the  $t(x)$  and  $f(x)$  term if they are equal to zero (`multiplicative optimized`). If  $\text{cond}(x)$  is not exactly zero,  $\text{cond}(x) \odot t(x)$  will result in a small error in the output but, in contrast to the original implementation, is not going to cause a discontinuity in the output of

the operation. Therefore, Eq. (10) should be more robust to numerical precision issues than Eq. (7). Fig. 4 shows that this is the case in practice with Lsts. 1 and 2 being more robust to parameter noise when using multiplicative gates compared to the ReLU-based implementations. Therefore, Linear Gated RNNs (Eq. (4)) —to which models with multiplicative gates can be compiled— are more likely than Linear RNNs (Eq. (3)) to exhibit universal approximation properties in practice.

Stability benefits of multiplicative gating in recurrent models has been previously shown in the context of deterministic finite-state automata (Omlin and Giles, 1996). Beyond more stable conditional operators, multiplicative gating also results in strictly more expressive models than models with only element-wise nonlinearities (Jayakumar et al., 2020).

## 6 Universal In-context Approximation with Non-linear (Gated) RNNs

Secs. 4 and 5 showed how universal approximation of continuous and token-to-token functions can be implemented in LSRL and compiled to respectively Linear RNNs and Linear Gated RNNs. This section aims to address the situation with *non-linear* state updates, that is, the cases of classic and gated RNNs (Eqs. (2) and (5)). Concretely, we show how every *linear* (Gated) RNN can be converted to a *non-linear* (Gated) RNN. Thus, we can compile any LSRL program (including Lsts. 1 and 2) also to an RNN (if it has no `MuLti` operations) or a Gated RNN.

The key idea is that the ReLU applied to the state updates in the non-linear architectures is an identity operation if its inputs are positive. Hence, we can split the states in positive and negative components, flip the sign of the negative component, pass them separately through the ReLU—which will act as an identity as all elements will be non-negative— and then fuse the positive and negative components back together in the  $\mathbf{A}$  matrix at the next time step. Formally, we can convert a Linear RNN state update into a classic RNN state update as following:

$$\begin{aligned} s_t = \mathbf{A}s_{t-1} + \mathbf{B}x_t + \mathbf{b} & \equiv \begin{bmatrix} s_t^+ \\ s_t^- \end{bmatrix} = \text{ReLU} \left( \begin{bmatrix} \mathbf{A} & -\mathbf{A} \\ -\mathbf{A} & \mathbf{A} \end{bmatrix} \begin{bmatrix} s_t^+ \\ s_t^- \end{bmatrix} + \begin{bmatrix} \mathbf{B} \\ -\mathbf{B} \end{bmatrix} x_t + \begin{bmatrix} \mathbf{b} \\ -\mathbf{b} \end{bmatrix} \right) \\ \mathbf{y}_t = \phi(s_t) & \quad \mathbf{y}_t = h \left( \begin{bmatrix} \mathbf{I} & -\mathbf{I} \end{bmatrix} \begin{bmatrix} s_t^+ \\ s_t^- \end{bmatrix} \right). \end{aligned} \quad (11)$$

Another way to look at this is by recognizing that an RNN is equivalent to a Linear RNN with the exact same weights if the states are always non-negative. Hence, all we need is a trick to ensure the states are non-negative. This approach works just as well for the Gated RNNs as the gating and the state updates are independent from one another.

Using Eq. (11) we can compile any LSRL program to an RNN (Eq. (2)) or a Gated RNN (Eq. (5)). This includes Lsts. 1 and 2. Hence, RNNs and Gated RNNs can be universal in-context approximators for continuous and token-to-token functions. As any Gated RNN can be represented as a GRU model (App. C) or an LSTM (App. D), these models are too universal in-context approximators. The same numerical stability issues discussed in Sec. 5 apply here and as a result, universal approximation capabilities are probably more likely to occur in Gated RNNs than in RNNs.

## 7 Discussion and Conclusions

We developed LSRL: a programming language for specifying programs expressible with recurrent neural architectures. We then used LSRL to show that various architectures —from the humble RNN to the state-of-the-art Linear Gated RNNs— can all be universal approximators *in-context*. That is, there exist fixed models with these architectures which can be prompted to act as any token-to-token function or approximate any continuous function to an arbitrary precision.

**Comparisson with the transformer architecture.** Contemporary Linear RNNs attempt to challenge the dominant role of the transformer architecture. At the same time, our understanding of their in-context abilities is significantly lacking behind that of the transformer. This work makes an important contribution to this problem: we showed that Linear SSMs are not only universal in-context approximators but are potentially require shorter prompts than transformers ( $\mathcal{O}(\epsilon^{-d_{in}})$  vs  $\mathcal{O}(\epsilon^{-10-14d_{in}-4d_{in}^2})$  from Petrov et al. 2024a). That approach also relies on the Kolmogorov-Arnold representation theorem (Kolmogorov, 1957) which is notoriously unlikely to be useful in practice (Girosi and Poggio, 1989). Our constructions are much simpler, especially in the token-to-token case.

**Ability of models to implement algorithms.** There has been a lot of attention on evaluating how well models can execute various algorithms (Giannou et al., 2023; La Malfa et al., 2024; Sanford et al., 2024). These abilities are fundamentally limited to how many basic operations a model can do in a single forward pass. Our results indicate that this might be architecture dependent and that multiplicative gating might be much more efficient for implementing logic operations at the core of many algorithms. Hence, it might be possible that more complex logic programs could be expressed with the same number of parameters if one uses an architecture with multiplicative gating.

**Safety and security implications.** If a model can be prompted to approximate any function, then preventing it from exhibiting undesirable behaviours (i.e., alignment) might be fundamentally impossible. On the flip side, recently, methods for improving the safety of transformers using interpretability approaches have been proposed (Conmy et al., 2023; Geiger et al., 2024). The success of interpretability techniques is difficult to assess though. To assist with that, benchmarks of models with known behaviours can be developed. RASP has already been used to evaluate *transformer* interpretability methods (Friedman et al., 2023; Zhou et al., 2024). However, interpretability tools for fully recurrent are significantly lagging behind the ones for transformers. Therefore, we hope that LSRL can be helpful for designing interpretability benchmarks for fully recurrent models, similarly to how RASP has contributed to understanding transformer models.

**Limitations.** In this work we provide *constructive existence results*: that is, we show that there can exist models with various recurrent architectures that are universal in-context approximators. However, the present theory is not sufficient to analyse whether *a given model* has this property. That is a much more difficult question that would require a very different approach. We also assume no restrictions on the  $A$  matrix in the state update equations. However, many state-of-the-art models impose structural constraints on  $A$  (e.g., it being diagonal) for the sake of fast training and inference (Gu et al., 2020, 2021; Gupta et al., 2022). It is not directly obvious whether such structural restrictions would affect the universal in-context approximation abilities of these architectures. In practice, however, the compiled matrices are very sparse and often diagonal. Therefore, it is highly likely that our results translate to models with structural restrictions.

## Acknowledgements

We would like to thank Simon Schug for pointing us to relevant works on fully recurrent models. We are also extremely grateful to Juuso Haavisto for his insight on building compilers. This work is supported by a UKRI grant Turing AI Fellowship (EP/W002981/1) and the EPSRC Centre for Doctoral Training in Autonomous Intelligent Machines and Systems (EP/S024050/1).

## References

- Kwangjun Ahn, Xiang Cheng, Hadi Daneshmand, and Suvrit Sra. 2023. [Transformers learn to implement preconditioned gradient descent for in-context learning](#). In *Advances in Neural Information Processing Systems*.
- Ekin Akyürek, Dale Schuurmans, Jacob Andreas, Tengyu Ma, and Denny Zhou. 2022. [What learning algorithm is in-context learning? Investigations with linear models](#). In *The Eleventh International Conference on Learning Representations*.
- Ekin Akyürek, Bailin Wang, Yoon Kim, and Jacob Andreas. 2024. [In-context language learning: Architectures and algorithms](#). *arXiv preprint arXiv:2401.12973*.
- Shun-ichi Amari. 1972. [Learning patterns and pattern sequences by self-organizing nets of threshold elements](#). *IEEE Transactions on Computers*, C-21(11):1197–1206.
- Jimmy Lei Ba, Jamie Ryan Kiros, and Geoffrey E Hinton. 2016. [Layer normalization](#). *arXiv preprint arXiv:1607.06450*.
- Dzmitry Bahdanau, Kyunghyun Cho, and Yoshua Bengio. 2015. [Neural machine translation by jointly learning to align and translate](#). In *International Conference on Learning Representations*.
- Yu Bai, Fan Chen, Huan Wang, Caiming Xiong, and Song Mei. 2023. [Transformers as statisticians: Provable in-context learning with in-context algorithm selection](#). In *Advances in neural information processing systems*.

- Andrew R Barron. 1993. [Universal approximation bounds for superpositions of a sigmoidal function](#). *IEEE Transactions on Information Theory*, 39(3):930–945.
- Iz Beltagy, Matthew E Peters, and Arman Cohan. 2020. [Longformer: The long-document transformer](#). *arXiv preprint arXiv:2004.05150*.
- Yoshua Bengio, Patrice Simard, and Paolo Frasconi. 1994. [Learning long-term dependencies with gradient descent is difficult](#). *IEEE Transactions on Neural Networks*, 5(2):157–166.
- Edward K Blum and Leong Kwan Li. 1991. Approximation theory and feedforward networks. *Neural networks*, 4(4):511–515.
- Aleksandar Botev, Soham De, Samuel L Smith, Anushan Fernando, George-Cristian Muraru, Ruba Haroun, Leonard Berrada, Razvan Pascanu, Pier Giuseppe Sessa, Robert Dadashi, et al. 2024. [RecurrentGemma: Moving past transformers for efficient open language models](#). *arXiv preprint arXiv:2404.07839*.
- Tom Brown, Benjamin Mann, Nick Ryder, Melanie Subbiah, Jared D Kaplan, Prafulla Dhariwal, Arvind Neelakantan, Pranav Shyam, Girish Sastry, Amanda Askell, et al. 2020. [Language models are few-shot learners](#). In *Advances in Neural Information Processing Systems*.
- Kyunghyun Cho, Bart van Merriënboer, Caglar Gulcehre, Dzmitry Bahdanau, Fethi Bougares, Holger Schwenk, and Yoshua Bengio. 2014. [Learning phrase representations using RNN encoder–decoder for statistical machine translation](#). In *Proceedings of the 2014 Conference on Empirical Methods in Natural Language Processing (EMNLP)*.
- Julian Coda-Forno, Marcel Binz, Zeynep Akata, Matt Botvinick, Jane Wang, and Eric Schulz. 2023. [Meta-in-context learning in large language models](#). In *Advances in Neural Information Processing Systems*, pages 65189–65201.
- Arthur Conmy, Augustine Mavor-Parker, Aengus Lynch, Stefan Heimersheim, and Adrià Garriga-Alonso. 2023. [Towards automated circuit discovery for mechanistic interpretability](#). *Advances in Neural Information Processing Systems*.
- George Cybenko. 1989. [Approximation by superpositions of a sigmoidal function](#). *Mathematics of control, signals and systems*, 2(4):303–314.
- Damai Dai, Yutao Sun, Li Dong, Yaru Hao, Shuming Ma, Zhifang Sui, and Furu Wei. 2023. [Why can GPT learn in-context? Language models secretly perform gradient descent as meta-optimizers](#). In *Findings of the Association for Computational Linguistics: ACL 2023*.
- Soham De, Samuel L Smith, Anushan Fernando, Aleksandar Botev, George Cristian-Muraru, Albert Gu, Ruba Haroun, Leonard Berrada, Yutian Chen, Srivatsan Srinivasan, et al. 2024. [Griffin: Mixing gated linear recurrences with local attention for efficient language models](#). *arXiv preprint arXiv:2402.19427*.
- Dan Friedman, Alexander Wettig, and Danqi Chen. 2023. [Learning transformer programs](#). In *Advances in Neural Information Processing Systems*.
- Daniel Y Fu, Tri Dao, Khaled Kamal Saab, Armin W Thomas, Atri Rudra, and Christopher Re. 2023a. [Hungry Hungry Hippos: Towards language modeling with state space models](#). In *International Conference on Learning Representations*.
- Deqing Fu, Tian-Qi Chen, Robin Jia, and Vatsal Sharan. 2023b. [Transformers learn higher-order optimization methods for in-context learning: A study with linear models](#). *arXiv preprint arXiv:2310.17086*.
- Shivam Garg, Dimitris Tsipras, Percy S Liang, and Gregory Valiant. 2022. [What can transformers learn in-context? A case study of simple function classes](#). In *Advances in Neural Information Processing Systems*.
- Atticus Geiger, Zhengxuan Wu, Christopher Potts, Thomas Icard, and Noah Goodman. 2024. Finding alignments between interpretable causal variables and distributed neural representations. In *Causal Learning and Reasoning*.

- Felix A Gers, Jürgen Schmidhuber, and Fred Cummins. 2000. Learning to forget: Continual prediction with lstm. *Neural computation*, 12(10):2451–2471.
- Angeliki Giannou, Shashank Rajput, Jy-Yong Sohn, Kangwook Lee, Jason D. Lee, and Dimitris Papailiopoulos. 2023. [Looped transformers as programmable computers](#). In *International Conference on Machine Learning*.
- Federico Girosi and Tomaso Poggio. 1989. [Representation properties of networks: Kolmogorov’s theorem is irrelevant](#). *Neural Computation*, 1(4):465–469.
- Albert Gu and Tri Dao. 2023. [Mamba: Linear-time sequence modeling with selective state spaces](#). *arXiv preprint arXiv:2312.00752*.
- Albert Gu, Tri Dao, Stefano Ermon, Atri Rudra, and Christopher Ré. 2020. [HiPPO: Recurrent memory with optimal polynomial projections](#). In *Advances in Neural Information Processing Systems*.
- Albert Gu, Karan Goel, and Christopher Re. 2021. [Efficiently modeling long sequences with structured state spaces](#). In *International Conference on Learning Representations*.
- Ankit Gupta, Albert Gu, and Jonathan Berant. 2022. [Diagonal state spaces are as effective as structured state spaces](#). In *Advances in Neural Information Processing Systems*.
- Chi Han, Ziqi Wang, Han Zhao, and Heng Ji. 2023. [In-context learning of large language models explained as kernel regression](#). *arXiv preprint arXiv:2305.12766*.
- Kaiming He, Xiangyu Zhang, Shaoqing Ren, and Jian Sun. 2016. [Deep residual learning for image recognition](#). In *Proceedings of the IEEE Conference on Computer Vision and Pattern Recognition*.
- Sepp Hochreiter and Jürgen Schmidhuber. 1997. [Long short-term memory](#). *Neural Computation*, 9(8):1735–1780.
- Kurt Hornik, Maxwell Stinchcombe, and Halbert White. 1989. Multilayer feedforward networks are universal approximators. *Neural networks*, 2(5):359–366.
- Siddhant M Jayakumar, Wojciech M Czarnecki, Jacob Menick, Jonathan Schwarz, Jack Rae, Simon Osindero, Yee Whye Teh, Tim Harley, and Razvan Pascanu. 2020. [Multiplicative interactions and where to find them](#). In *International Conference on Learning Representations*.
- Andrei Nikolaevich Kolmogorov. 1957. On the representation of continuous functions of many variables by superposition of continuous functions of one variable and addition. In *Doklady Akademii Nauk*, volume 114, pages 953–956. Russian Academy of Sciences.
- Emanuele La Malfa, Aleksandar Petrov, Simon Frieder, Christoph Weinhuber, Ryan Burnell, Raza Nazar, Anthony G. Cohn, Nigel Shadbolt, and Michael Wooldridge. 2023. [Language Models as a Service: Overview of a new paradigm and its challenges](#). *arXiv preprint arXiv:2309.16573*.
- Emanuele La Malfa, Christoph Weinhuber, Orazio Torre, Fangru Lin, Anthony Cohn, Nigel Shadbolt, and Michael Wooldridge. 2024. [Code simulation challenges for large language models](#). *arXiv preprint arXiv:2401.09074*.
- Ivan Lee, Nan Jiang, and Taylor Berg-Kirkpatrick. 2024. [Exploring the relationship between model architecture and in-context learning ability](#). In *International Conference on Learning Representations*.
- Yingcong Li, Muhammed Emrullah Ildiz, Dimitris Papailiopoulos, and Samet Oymak. 2023. [Transformers as algorithms: Generalization and stability in in-context learning](#). In *International Conference on Machine Learning*.
- David Lindner, János Kramár, Sebastian Farquhar, Matthew Rahtz, Tom McGrath, and Vladimir Mikulik. 2023. [Tracr: Compiled transformers as a laboratory for interpretability](#). In *Advances in Neural Information Processing Systems*.

- Pengfei Liu, Weizhe Yuan, Jinlan Fu, Zhengbao Jiang, Hiroaki Hayashi, and Graham Neubig. 2023. [Pre-train, prompt, and predict: A systematic survey of prompting methods in natural language processing](#). *ACM Computing Surveys*.
- Vivian Liu and Lydia B Chilton. 2022. [Design guidelines for prompt engineering text-to-image generative models](#). In *Proceedings of the 2022 CHI Conference on Human Factors in Computing Systems*.
- Aaron Meurer, Christopher P. Smith, Mateusz Paprocki, Ondřej Čertík, Sergey B. Kirpichev, Matthew Rocklin, AMiT Kumar, Sergiu Ivanov, Jason K. Moore, Sartaj Singh, Thilina Rathnayake, Sean Vig, Brian E. Granger, Richard P. Muller, Francesco Bonazzi, Harsh Gupta, Shivam Vats, Fredrik Johansson, Fabian Pedregosa, Matthew J. Curry, Andy R. Terrel, Štěpán Roučka, Ashutosh Saboo, Isuru Fernando, Sumith Kulal, Robert Cimrman, and Anthony Scopatz. 2017. [SymPy: Symbolic computing in Python](#). *PeerJ Computer Science*, 3.
- Christian W Omlin and C Lee Giles. 1996. [Constructing deterministic finite-state automata in recurrent neural networks](#). *Journal of the ACM (JACM)*, 43(6):937–972.
- Antonio Orvieto, Samuel L Smith, Albert Gu, Anushan Fernando, Caglar Gulcehre, Razvan Pascanu, and Soham De. 2023. [Resurrecting recurrent neural networks for long sequences](#). In *International Conference on Machine Learning*.
- Aleksandar Petrov, Philip HS Torr, and Adel Bibi. 2024a. [Prompting a pretrained transformer can be a universal approximator](#). In *International Conference on Machine Learning*.
- Aleksandar Petrov, Philip HS Torr, and Adel Bibi. 2024b. [When do prompting and prefix-tuning work? A theory of capabilities and limitations](#). In *International Conference on Learning Representations*.
- Pranab Sahoo, Ayush Kumar Singh, Sriparna Saha, Vinija Jain, Samrat Mondal, and Aman Chadha. 2024. [A systematic survey of prompt engineering in large language models: Techniques and applications](#). *arXiv preprint arXiv:2402.07927*.
- Clayton Sanford, Daniel Hsu, and Matus Telgarsky. 2024. [Transformers, parallel computation, and logarithmic depth](#). *arXiv preprint arXiv:2402.09268*.
- Franco Scarselli and Ah Chung Tsoi. 1998. Universal approximation using feedforward neural networks: A survey of some existing methods, and some new results. *Neural networks*, 11(1):15–37.
- Anton Maximilian Schäfer and Hans Georg Zimmermann. 2006. Recurrent neural networks are universal approximators. In *Artificial Neural Networks–ICANN 2006: 16th International Conference, Athens, Greece, September 10–14, 2006. Proceedings, Part I 16*, pages 632–640. Springer.
- Noam Shazeer. 2019. [Fast transformer decoding: One write-head is all you need](#). *arXiv preprint arXiv:1911.02150*.
- Jianlin Su, Murtadha Ahmed, Yu Lu, Shengfeng Pan, Wen Bo, and Yunfeng Liu. 2024. [Roformer: Enhanced transformer with rotary position embedding](#). *Neurocomputing*, 568.
- Matus Telgarsky. 2015. [Representation benefits of deep feedforward networks](#). *arXiv preprint arXiv:1509.08101*.
- Ashish Vaswani, Noam Shazeer, Niki Parmar, Jakob Uszkoreit, Llion Jones, Aidan N. Gomez, Lukasz Kaiser, and Illia Polosukhin. 2017. [Attention is all you need](#). In *Advances in Neural Information Processing Systems*.
- Pauli Virtanen, Ralf Gommers, Travis E. Oliphant, Matt Haberland, Tyler Reddy, David Cournapeau, Evgeni Burovski, Pearu Peterson, Warren Weckesser, Jonathan Bright, Stéfan J. van der Walt, Matthew Brett, Joshua Wilson, K. Jarrod Millman, Nikolay Mayorov, Andrew R. J. Nelson, Eric Jones, Robert Kern, Eric Larson, C J Carey, İlhan Polat, Yu Feng, Eric W. Moore, Jake VanderPlas, Denis Laxalde, Josef Perktold, Robert Cimrman, Ian Henriksen, E. A. Quintero, Charles R. Harris, Anne M. Archibald, Antônio H. Ribeiro, Fabian Pedregosa, Paul van Mulbregt, and SciPy 1.0 Contributors. 2020. [SciPy 1.0: Fundamental algorithms for scientific computing in Python](#). *Nature Methods*, 17:261–272.

- Johannes von Oswald, Eyvind Niklasson, Ettore Randazzo, João Sacramento, Alexander Mordvintsev, Andrey Zhmoginov, and Max Vladymyrov. 2023a. [Transformers learn in-context by gradient descent](#). In *International Conference on Machine Learning*.
- Johannes von Oswald, Eyvind Niklasson, Maximilian Schlegel, Seijin Kobayashi, Nicolas Zucchet, Nino Scherrer, Nolan Miller, Mark Sandler, Max Vladymyrov, Razvan Pascanu, and João Sacramento. 2023b. [Uncovering mesa-optimization algorithms in transformers](#). *arXiv preprint arXiv:2309.05858*.
- Shida Wang and Beichen Xue. 2023. [State-space models with layer-wise nonlinearity are universal approximators with exponential decaying memory](#). In *Advances in Neural Information Processing Systems*.
- Jason Wei, Maarten Bosma, Vincent Zhao, Kelvin Guu, Adams Wei Yu, Brian Lester, Nan Du, Andrew M Dai, and Quoc V Le. 2021. [Finetuned language models are zero-shot learners](#). In *International Conference on Learning Representations*.
- Gail Weiss, Yoav Goldberg, and Eran Yahav. 2021. [Thinking like transformers](#). In *International Conference on Machine Learning*.
- Sang Michael Xie, Aditi Raghunathan, Percy Liang, and Tengyu Ma. 2022. [An explanation of in-context learning as implicit Bayesian inference](#). In *International Conference on Learning Representations*.
- Chulhee Yun, Srinadh Bhojanapalli, Ankit Singh Rawat, Sashank Reddi, and Sanjiv Kumar. 2019. [Are transformers universal approximators of sequence-to-sequence functions?](#) In *International Conference on Learning Representations*.
- Biao Zhang and Rico Sennrich. 2019. [Root mean square layer normalization](#). In *Advances in Neural Information Processing Systems*.
- Ruiqi Zhang, Spencer Frei, and Peter L Bartlett. 2023. [Trained transformers learn linear models in-context](#). *arXiv preprint arXiv:2306.09927*.
- Hattie Zhou, Arwen Bradley, Etai Littwin, Noam Razin, Omid Saremi, Josh Susskind, Samy Bengio, and Preetum Nakkiran. 2024. [What algorithms can transformers learn? A study in length generalization](#). In *International Conference on Learning Representations*.
- Liu Ziyin, Tilman Hartwig, and Masahito Ueda. 2020. [Neural networks fail to learn periodic functions and how to fix it](#). In *Advances in Neural Information Processing Systems*.



## A Computation Graph Debranching Rules

We convert the computation DAG resulting from the LSRL program into a path program by attending to the first node whose output is the input for multiple other nodes, i.e., the first branching node.

**Preparation step.** Before we even start debranching we first pre-process the graph by fusing consecutive nodes of the same type together. The specific rules are:

- If a `Lin` node is followed by a single other `Lin` node, then fuse them together. This follows directly from the classical result that composing linear functions is a linear function.
- If a `ReLU` node is followed by another `ReLU` node, we can drop one of them as `ReLU` is idempotent.
- If a `Lin` is followed by a `LinState`, we can subsume the weight matrix  $A$  of the linear node in the  $B$  matrix of the `LinState`, and the bias  $b$  of the `Lin` node in the bias  $b$  of the `LinState`.
- If all inputs of a `Concat` node are the same, then this node only duplicates the input and hence can be safely replaced with a `Lin` layer.

The debranching process goes through the following cases in order. And iterates until there are no branching nodes left, in other words, until the graph has become a path graph. We will refer to the nodes whose input is the branching node as *subsequent nodes*.

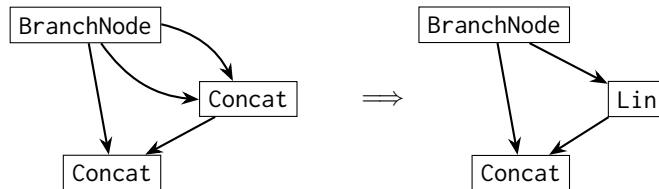
**Case 1A: If all subsequent nodes are `Multi`.** As all `Multi` nodes that have the same input (the branching node) they must all be producing the exact same output. Hence, only one can be kept. This removes one branch.

**Case 1B: If subsequent nodes are a combination of `Multi` and other nodes.** We add a single `Lin` layer that acts as a bypass for the non-`Multi` nodes using the fact that multiplication by 1 is identity. This is followed by a single `Multi` layer. We then add `Slice` operators between the new `Lin` layer and the non-`Multi` nodes. This keeps the number of branches unchanged but removes the `Multi` node and the new branch can be handled by the other rules.

**Case 2: All subsequent nodes are `LinState`.** `LinState` nodes can be fused into a single `LinState` node by combining their states and update matrices. As each `LinState` may have different subsequent nodes itself, we add `Slice` nodes to extract the respective subspaces of the state. This keeps the number of branches unchanged but puts the graph into Case 5A.

**Case 3: All subsequent nodes are `ReLU`.** We can replace them by a single `ReLU` node. This removes one branch.

**Case 4: All subsequent nodes are `Concat`.** One complication is that `Concat` nodes can depend on other `Concat` nodes. So, we will restrict ourselves at this step by only treating the `Concat` nodes that depend only on the branch node directly by replacing them with a single `Lin` node. The rest will be handled by the `Lin` and `Concat` case (Case 10) or the only `Lin` case (Cases 5A and 5B). See the following example:



Hence, this operation either reduces the number of branches by one or will be followed by a case that reduces the number of branches.

**Case 5A: Only Lin nodes and they are all Slices.** This is one of the more challenging cases. While the Slice nodes are simply Lin nodes with special structure, we cannot treat them like standard Lin nodes (see Case 5B). While we can merge them into a single Lin node, we will then need further Slices to extract the relevant subspaces for the subsequent nodes. Therefore, we would be simply replacing Slice nodes with Slice nodes. Instead, we use the observation that Slice nodes can be fused with subsequent Lin and LinState nodes and can be pushed after ReLU and Concat nodes. Therefore we treat each subsequent node differently, depending on its type:

- If there are Multi nodes after any of the Slice nodes, they can all be fused into a single Lin node followed by a single Multi node.
- If there are Lin or LinState nodes after any of the Slice nodes, the Slices can be fused with the  $A$  matrix of the Lin nodes and the  $B$  matrix of the LinState nodes. This uses the fact that composing linear functions results in a linear function.
- If there is a ReLU after a Slice node, their position can be switched without changing the nodes. That is because ReLU commutes with linear operations with  $b = 0$  and  $A$  with non-negative eigenvalues as is the case for Slice nodes.
- If there is a Concat node after a Slice node, we can similarly push the Slice as a new Lin node after the Concat.

This step does not reduce the number of branching nodes but prepares the graph for a removal, with the specific case depending on the remaining nodes.

**Case 5B: Only Lin nodes and they are not all Slices.** We can combine them into a single Lin node and then add Slices to extract the relevant subspaces for the subsequent nodes. These Slices can then be pushed into the next operations using Case 5A.

**Case 6: Both LinState nodes and other nodes.** If both LinState nodes and other nodes are present, we can pass through the other variables with dummy LinState variables using zero matrices for  $A$  and identities for  $B$ . Then, Case 2 can be used to fuse all the LinState variables together.

**Case 7A: Only Lin and ReLU nodes where all Lin nodes are followed by only one node which is a ReLU.** If we add Lin bypasses to the ReLUs we will have only Lin nodes left. Each one of them would be followed by a ReLU. Hence, Case 5B can be first applied, followed by Case 3.

**Case 7B: Only Lin and ReLU nodes where some Lin nodes are not followed by only one node which is a ReLU.** In this case we cannot apply the above strategy. Instead, we fuse the ReLUs by placing ReLU-based bypasses before the Lin nodes. We do this in a similar spirit to Eq. (11), by splitting the positive and negative components and treating them separately. See App. F.6 for the LSRL implementation. Our DAG will then be in Case 7A first, then Case 5B, and, finally, in Case 3.

**Case 8: Only Lin and Concat nodes.** We add Lin bypasses for the Concat nodes which can then be merged using Case 5B and then Case 5A.

**Case 9: Only ReLU and Concat nodes.** Same strategy as for Case 8 but with ReLU bypasses.

**Case 10: Only Lin, ReLU or Concat nodes.** We introduce ReLU bypasses to all Concat nodes and to the Lin branches which are not immediately followed by a ReLU. This will be followed by applying Case 5B and then Case 3.

The above 13 cases cover all possible branching configurations. After repeated application, they reduce any DAG corresponding to an LSRL program to a path graph that can be compiled to one of the recurrent models in Sec. 2.

## B Error Bound on the Approximation Scheme for Continuous Functions

In Sec. 4.1 we outlined a strategy to perform universal in-context approximation for continuous functions with Linear RNNs. The full program is in Lst. 1 and an illustration of the scheme is

presented in Fig. 2. In Sec. 4.1 we claimed that the prompt length required to approximate an  $L$ -Lipschitz function  $f$  (w.r.t. the  $\ell_2$  norm) to precision  $\epsilon$  is  $N = (2\epsilon/L\sqrt{d_{\text{in}}})^{-d_{\text{in}}} = \mathcal{O}(\epsilon^{-d_{\text{in}}})$ . The present appendix offers the formal proof of this claim.

The program in Lst. 1 approximates the value of a function  $\mathbf{y} = f(\mathbf{q})$  with the value  $\bar{\mathbf{y}} = f(\mathbf{c})$  at the centre  $\mathbf{c}$  of the cell that contains  $\mathbf{q}$ . Therefore, the error of our approximation is the maximum difference between  $f(\mathbf{q})$  and  $f(\mathbf{c})$ :  $\|f(\mathbf{q}) - f(\mathbf{c})\|_2$ . First, as the length of each side of the cell is  $\delta$ , that means that  $\|\mathbf{q} - \mathbf{c}\|_\infty \leq \delta/2$ . Thus,  $\|\mathbf{q} - \mathbf{c}\|_2 \leq \sqrt{d_{\text{in}}}\delta/2$ . Therefore, thanks to  $f$  being  $L$ -Lipschitz we get:

$$\|f(\mathbf{q}) - f(\mathbf{c})\|_2 \leq \frac{\delta L \sqrt{d_{\text{in}}}}{2}.$$

If we want to upper bound this approximation error by  $\epsilon$ , we need to have  $\delta$  small enough:

$$\delta \leq \frac{2\epsilon}{L\sqrt{d_{\text{in}}}}.$$

Finally, as the number of cells we need to cover the whole domain is  $N = (1/\delta)^{d_{\text{in}}}$ , this corresponds to us needing sufficiently long prompt:

$$N \geq \left(\frac{1}{\delta}\right)^{d_{\text{in}}} \geq \left(\frac{L\sqrt{d_{\text{in}}}}{2\epsilon}\right)^{d_{\text{in}}}.$$

Therefore, if we want our approximation to have error at most  $\epsilon$  anywhere in the domain, we need a prompt of length at least  $(L\sqrt{d_{\text{in}}}/2\epsilon)^{d_{\text{in}}}$ .

## C Gated RNNs are GRU models

A GRU layer (Cho et al., 2014) with input  $\mathbf{a}_t \in \mathbb{R}^{d_{\text{in}}}$  and hidden state  $\mathbf{h}_{t-1} \in \mathbb{R}^{d_{\text{hidden}}}$ , and output  $\mathbf{h}_t \in \mathbb{R}^{d_{\text{hidden}}}$  can be described as follows:

$$\mathbf{z}_t = \text{Sigmoid}(\mathbf{W}_z \mathbf{a}_t + \mathbf{U}_z \mathbf{h}_{t-1} + \mathbf{b}_z), \quad (\text{update gate vector}) \quad (12)$$

$$\mathbf{r}_t = \text{Sigmoid}(\mathbf{W}_r \mathbf{a}_t + \mathbf{U}_r \mathbf{h}_{t-1} + \mathbf{b}_r), \quad (\text{reset gate vector}) \quad (13)$$

$$\hat{\mathbf{h}}_t = \tanh(\mathbf{W}_h \mathbf{a}_t + \mathbf{U}_h (\mathbf{r}_t \odot \mathbf{h}_{t-1}) + \mathbf{b}_h), \quad (\text{candidate activation vector}) \quad (14)$$

$$\mathbf{h}_t = (1 - \mathbf{z}_t) \odot \mathbf{h}_{t-1} + \mathbf{z}_t \odot \hat{\mathbf{h}}_t, \quad (\text{output vector}) \quad (15)$$

In this section, we show a conversion of a single Gated RNN layer (Eq. (5)) to  $k + 2$  GRU layers. Here,  $k$  is the number of layers in the  $\gamma$  and  $h$  MLPs in Eq. (5). We first show that a single GRU layer can be used to compute the updated state  $\mathbf{s}_t$  and the output of the first layer of  $\gamma$  when applied to  $\mathbf{x}_t$ . Then, every pair of single layers of  $\gamma(\mathbf{x}_t)$  and  $\phi(\mathbf{s}_t)$  can be represented as an individual GRU layer. Finally, a single layer can be used to compute the element-wise multiplication  $\gamma(\mathbf{x}_t) \odot \phi(\mathbf{s}_t)$ . For simplicity, we assume the Sigmoid and tanh nonlinearities are replaced by ReLUs. If not, they can each be approximated with MLPs and hence also with additional GRU layers. Additionally, for convenience we will assume  $d_{\text{in}} = d_{\text{hidden}}$ .

### C.1 Representing the state update as a GRU layer

For this layer we set  $\mathbf{b}_z = \mathbf{1}$ ,  $\mathbf{W}_z = \mathbf{0}$ ,  $\mathbf{U}_z = \mathbf{0}$  giving  $\mathbf{z}_t = \mathbf{1}$ . Similarly, we set  $\mathbf{b}_r = \mathbf{1}$ ,  $\mathbf{W}_r = \mathbf{0}$ ,  $\mathbf{U}_r = \mathbf{0}$  giving  $\mathbf{r}_t = \mathbf{1}$ . Thus, Eq. (14) reduces to:

$$\hat{\mathbf{h}}_t = \sigma(\mathbf{W}_h \mathbf{a}_t + \mathbf{U}_h \mathbf{h}_{t-1} + \mathbf{b}_h), \quad (16)$$

Setting  $\mathbf{a}_t = \begin{bmatrix} \mathbf{0} \\ \mathbf{x}_t \end{bmatrix}$ , where  $\mathbf{x}_t \in \mathbb{R}^{d_{\text{in}}/2}$ ,  $\mathbf{h}_{t-1} = \begin{bmatrix} \mathbf{s}_{t-1} \\ \mathbf{0} \end{bmatrix}$ , where  $\mathbf{s}_{t-1} \in \mathbb{R}^{d_{\text{hidden}}/2}$ ,  $\mathbf{W}_h = \begin{bmatrix} \mathbf{0} & \mathbf{B} \\ \mathbf{0} & \mathbf{I} \end{bmatrix}$ ,  $\mathbf{U}_h = \begin{bmatrix} \mathbf{A} & \mathbf{0} \\ \mathbf{0} & \mathbf{0} \end{bmatrix}$ ,  $\mathbf{b}_h = \begin{bmatrix} \mathbf{b} \\ -\mathbf{k}_{lb} \end{bmatrix}$ , where  $\mathbf{k}_{lb}$  is a vector where every element in  $\mathbf{k}$  is a lower bound on  $\mathbf{x}_t$ . results in Eq. (15) becoming:

$$\mathbf{h}_t = \sigma \left( \begin{bmatrix} \mathbf{0} & \mathbf{B} \\ \mathbf{0} & \mathbf{I} \end{bmatrix} \begin{bmatrix} \mathbf{0} \\ \mathbf{x}_t \end{bmatrix} + \begin{bmatrix} \mathbf{A} & \mathbf{0} \\ \mathbf{0} & \mathbf{0} \end{bmatrix} \begin{bmatrix} \mathbf{s}_{t-1} \\ \mathbf{0} \end{bmatrix} + \begin{bmatrix} \mathbf{b} \\ -\mathbf{k}_{lb} \end{bmatrix} \right) = \begin{bmatrix} \sigma(\mathbf{A}\mathbf{s}_{t-1} + \mathbf{B}\mathbf{x}_t + \mathbf{b}) \\ \sigma(\mathbf{x}_t - \mathbf{k}_{lb}) \end{bmatrix} = \begin{bmatrix} \sigma(\mathbf{s}_t) \\ \mathbf{x}_t - \mathbf{k}_{lb} \end{bmatrix}. \quad (17)$$

*Note: if we do not want to assume a compact domain for  $\mathbf{x}_t$ , it would be possible to use the same trick as in Equation (11) rather than subtracting  $\mathbf{k}$  in this layer and adding in the next. However, we omit this approach for clarity of presentation.*

## C.2 Representing each MLP layer as a GRU layer

In these layers, similarly to the recurrent layer, we set  $\mathbf{b}_z = \mathbf{1}$ ,  $\mathbf{W}_z = \mathbf{0}$ ,  $\mathbf{U}_z = \mathbf{0}$  giving  $\mathbf{z}_t = \mathbf{1}$ . In the same way, we set  $\mathbf{b}_r = \mathbf{1}$ ,  $\mathbf{W}_r = \mathbf{0}$ ,  $\mathbf{U}_r = \mathbf{0}$  giving  $\mathbf{r}_t = \mathbf{1}$ . Here, however, we set  $\mathbf{W}_h = \begin{bmatrix} \mathbf{W}_{h_i} & \mathbf{0} \\ \mathbf{0} & \mathbf{W}_{\gamma_i} \end{bmatrix}$ ,  $\mathbf{U}_h = \mathbf{0}$  and  $\mathbf{b}_h = \begin{bmatrix} \mathbf{b}_{h_i} \\ \mathbf{b}_{\gamma_i} \end{bmatrix}$ , except for the first of such layer where  $\mathbf{b}_h = \begin{bmatrix} \mathbf{b}_{h_i} \\ \mathbf{b}_{\gamma_i} + \mathbf{W}_{\gamma_i} \mathbf{k} l b \end{bmatrix}$ . Thus, for an input  $\mathbf{a}_t = \begin{bmatrix} \mathbf{a}_{1,t} \\ \mathbf{a}_{2,t} \end{bmatrix}$  the layer output (Eq. (15)) for layer  $i$  is:

$$\mathbf{h}_t = \sigma \left( \begin{bmatrix} \mathbf{W}_{\phi_i} & \mathbf{0} \\ \mathbf{0} & \mathbf{W}_{\gamma_i} \end{bmatrix} \begin{bmatrix} \mathbf{a}_{1,t} \\ \mathbf{a}_{2,t} \end{bmatrix} + \begin{bmatrix} \mathbf{b}_{\phi_i} \\ \mathbf{b}_{\gamma_i} \end{bmatrix} \right) = \begin{bmatrix} \phi_i(\mathbf{a}_{1,t}) \\ \gamma_i(\mathbf{a}_{1,t}) \end{bmatrix}. \quad (18)$$

Here,  $\phi_i$  and  $\gamma_i$  are the  $i$ -th layers (including the ReLU) of respectively  $\phi$  and  $\gamma$  in Eq. (5).

## C.3 Representing the multiplicative gating with a single GRU layer

The only thing left is to model the element-wise multiplication of the outputs of  $\phi$  and  $\gamma$  in Eq. (5). We do this using a GRU layer with  $\mathbf{b}_z = \mathbf{0}$ ,  $\mathbf{W}_z = \mathbf{0}$ ,  $\mathbf{U}_z = \begin{bmatrix} \mathbf{0} & \mathbf{0} \\ \mathbf{0} & \mathbf{I} \end{bmatrix}$ . We set  $\mathbf{b}_r = \mathbf{0}$ ,  $\mathbf{W}_r = \mathbf{0}$ ,  $\mathbf{U}_r = \mathbf{0}$  giving  $\mathbf{r}_t = \mathbf{0}$ . We also set  $\mathbf{b}_h = \mathbf{0}$ ,  $\mathbf{W}_h = \begin{bmatrix} \mathbf{0} & \mathbf{0} \\ \mathbf{I} & \mathbf{0} \end{bmatrix}$ ,  $\mathbf{U}_h = \mathbf{0}$ . Thus, for an input  $\mathbf{a}_t = \begin{bmatrix} \mathbf{a}_{1,t} \\ \mathbf{a}_{2,t} \end{bmatrix}$ , the output  $\mathbf{h}_t$  (Eq. (15)) of this GRU layer becomes:

$$\mathbf{h}_t = \sigma \left( \begin{bmatrix} \mathbf{0} & \mathbf{0} \\ \mathbf{I} & \mathbf{0} \end{bmatrix} \begin{bmatrix} \mathbf{a}_{1,t} \\ \mathbf{a}_{2,t} \end{bmatrix} \right) \odot \begin{bmatrix} \mathbf{0} & \mathbf{0} \\ \mathbf{0} & \mathbf{I} \end{bmatrix} \begin{bmatrix} \mathbf{a}_{1,t} \\ \mathbf{a}_{2,t} \end{bmatrix} = \begin{bmatrix} \mathbf{0} \\ \sigma(\mathbf{a}_{1,t}) \odot \mathbf{a}_{2,t} \end{bmatrix}. \quad (19)$$

If  $\mathbf{a}_t$  is the output of a GRU layer constructed as in Eq. (18) (as is in our case), then it must be non-negative. This is due to the ReLU application in Eq. (18). Hence, the application of another ReLU to  $\mathbf{a}_{1,t}$  in Eq. (19) can be safely removed as ReLU is idempotent and Eq. (19) simplifies to

$$\mathbf{h}_t = \begin{bmatrix} \mathbf{0} \\ \mathbf{a}_{1,t} \odot \mathbf{a}_{2,t} \end{bmatrix}. \quad (20)$$

Thus, this construction computes element-wise multiplication of  $\mathbf{a}_{1,t}$  and  $\mathbf{a}_{2,t}$ .

## C.4 Composing the operations to model a single Gated RNN layer

In order to represent Eq. (5), we use one GRU layer for the recurrence (as described in App. C.1), followed by  $k$  GRU layers modelling a pair of the  $k$  MLP layers of  $\phi$  and  $\gamma$  (App. C.2), completed with a single mixing layer (App. C.3). This stack of  $k + 2$  layers models exactly the Gated RNN layer (Eq. (5)):

$$\begin{aligned} \mathbf{s}_t &= \sigma \left( \mathbf{A} \begin{bmatrix} \mathbf{0} \\ \mathbf{s}_{t-1} \end{bmatrix} + \mathbf{B} \begin{bmatrix} \mathbf{x}_t \\ \mathbf{0} \end{bmatrix} + \mathbf{b} \right) \\ \mathbf{y}_t &= \begin{bmatrix} \mathbf{0} \\ \gamma(\mathbf{x}_t) \odot \phi(\mathbf{s}_t) \end{bmatrix}, \end{aligned}$$

With this, we have shown that any Gated RNN (Eq. (5)) can be expressed as a GRU-based model. Hence, the two universal approximation programs in Lsts. 1 and 2 can be implemented also in GRU-based models. Thus, the GRU architecture can also be a universal in-context approximator.

## D Gated RNNs are LSTMs

A single LSTM layer (Hochreiter and Schmidhuber, 1997; Gers et al., 2000) with input  $\mathbf{a}_t \in \mathbb{R}^{d_{in}}$ , hidden state  $\mathbf{h}_{t-1} \in \mathbb{R}^{d_{hidden}}$ , candidate memory cell  $\tilde{\mathbf{c}}_t \in \mathbb{R}^{d_{hidden}}$ , memory cell  $\mathbf{c}_t \in \mathbb{R}^{d_{hidden}}$  and layer

output  $\mathbf{h}_t \in \mathbb{R}^{d_{\text{hidden}}}$  can be expressed as:

$$\mathbf{f}_t = \text{Sigmoid}(\mathbf{W}_f \mathbf{a}_t + \mathbf{U}_f \mathbf{h}_{t-1} + \mathbf{b}_f), \quad (\text{forget gate vector}) \quad (21)$$

$$\mathbf{i}_t = \text{Sigmoid}(\mathbf{W}_i \mathbf{a}_t + \mathbf{U}_i \mathbf{h}_{t-1} + \mathbf{b}_i), \quad (\text{input gate vector}) \quad (22)$$

$$\mathbf{o}_t = \text{Sigmoid}(\mathbf{W}_o \mathbf{a}_t + \mathbf{U}_o \mathbf{h}_{t-1} + \mathbf{b}_o), \quad (\text{output gate vector}) \quad (23)$$

$$\tilde{\mathbf{c}}_t = \tanh(\mathbf{W}_c \mathbf{a}_t + \mathbf{U}_c \mathbf{h}_{t-1} + \mathbf{b}_c), \quad (\text{candidate cell vector}) \quad (24)$$

$$\mathbf{c}_t = \mathbf{f}_t \odot \mathbf{c}_{t-1} + \mathbf{i}_t \odot \tilde{\mathbf{c}}_t, \quad (\text{memory cell vector}) \quad (25)$$

$$\mathbf{h}_t = \mathbf{o}_t \odot \tanh(\mathbf{c}_t), \quad (\text{output vector}) \quad (26)$$

where  $\mathbf{h}_0 = \mathbf{0}$  and  $\mathbf{c}_0 = \mathbf{0}$ .

In a way analogous to App. C, we show that a single layer of a gated RNN (Eq. (5)) can be expressed using  $k + 2$  LSTM layers, where  $k$  is the maximum depth of either of the MLP networks  $\phi$  or  $\gamma$ . We again follow the setup of replacing all Sigmoid and tanh activation functions with ReLU activations which we denote  $\sigma$  and we again assume that  $d_{\text{in}} = d_{\text{hidden}}$ . The set up follows the same structure as in App. C. First, we show that the non-linear state update computing  $\mathbf{s}_t$  can be expressed as a single LSTM layer. We then show that we can represent the layers in MLP networks  $\gamma(\mathbf{x}_t)$  and  $\phi(\mathbf{s}_t)$  using single LSTM layers. Finally, a single layer can compute the Hadamard product between  $\gamma(\mathbf{x}_t)$  and  $\phi(\mathbf{s}_t)$ . Therefore, any Gated RNN with ReLU activations can be expressed as a LSTM with ReLU activations.

For clarity of the exposition, we once again assume that our inputs belong to a compact domain  $\mathcal{X}$  of real vectors. This implies that the set is bounded and, in particular, that we can find a vector  $\mathbf{k}_{lb}$  such that  $\mathbf{k}_{lb,i} \leq (\mathbf{x}_t)_i$  for  $i \in [d_{\text{in}}]$  for all  $\mathbf{x}_t \in \mathcal{X}$ . In other words, we have  $(\mathbf{x}_t - \mathbf{k}_{lb})_i \geq 0$  for for  $i \in 1, \dots, d_{\text{in}}$ . We will make use of this fact several times when dealing with ReLU activations.

### D.1 Representing the state update as an LSTM layer

We first represent the non-linear state update in Eq. (5) using a single layer of an LSTM. In particular, we set  $\mathbf{W}_f = \mathbf{0}$ ,  $\mathbf{U}_f = \mathbf{0}$  and  $\mathbf{b}_f = \mathbf{0}$  so that  $\mathbf{f}_t = \mathbf{0}$ . We also set  $\mathbf{W}_i = \mathbf{0}$ ,  $\mathbf{U}_i = \mathbf{0}$ ,  $\mathbf{b}_i = \mathbf{1}$  and  $\mathbf{W}_c = \mathbf{0}$ ,  $\mathbf{U}_c = \mathbf{0}$ ,  $\mathbf{b}_c = \mathbf{1}$ . This results in  $\mathbf{i}_t = \mathbf{1}$  and  $\tilde{\mathbf{c}}_t = \mathbf{1}$ . We see from this that the LSTM layer with these weight settings reduces to

$$\mathbf{h}_t = \mathbf{o}_t = \sigma(\mathbf{W}_o \mathbf{a}_t + \mathbf{U}_o \mathbf{h}_{t-1} + \mathbf{b}_o). \quad (27)$$

We now set  $\mathbf{a}_t = \begin{bmatrix} \mathbf{0} \\ \mathbf{x}_t \end{bmatrix}$ , where  $\mathbf{x}_t \in \mathbb{R}^{d_{\text{in}}/2}$ ,  $\mathbf{h}_{t-1} = \begin{bmatrix} \mathbf{s}_{t-1} \\ \mathbf{0} \end{bmatrix}$ , where  $\mathbf{s}_{t-1} \in \mathbb{R}^{d_{\text{hidden}}/2}$ ,  $\mathbf{W}_o = \begin{bmatrix} \mathbf{0} & \mathbf{B} \\ \mathbf{0} & \mathbf{I} \end{bmatrix}$ ,  $\mathbf{U}_o = \begin{bmatrix} \mathbf{A} & \mathbf{0} \\ \mathbf{0} & \mathbf{0} \end{bmatrix}$ ,  $\mathbf{b}_o = \begin{bmatrix} \mathbf{b} \\ -\mathbf{k}_{lb} \end{bmatrix}$  so that

$$\mathbf{h}_t = \sigma \left( \begin{bmatrix} \mathbf{0} & \mathbf{B} \\ \mathbf{0} & \mathbf{I} \end{bmatrix} \begin{bmatrix} \mathbf{0} \\ \mathbf{x}_t \end{bmatrix} + \begin{bmatrix} \mathbf{A} & \mathbf{0} \\ \mathbf{0} & \mathbf{0} \end{bmatrix} \begin{bmatrix} \mathbf{s}_{t-1} \\ \mathbf{0} \end{bmatrix} + \begin{bmatrix} \mathbf{b} \\ -\mathbf{k}_{lb} \end{bmatrix} \right) = \begin{bmatrix} \sigma(\mathbf{A}\mathbf{s}_{t-1} + \mathbf{B}\mathbf{x}_t + \mathbf{b}) \\ \sigma(\mathbf{x}_t - \mathbf{k}_{lb}) \end{bmatrix} = \begin{bmatrix} \mathbf{s}_t \\ \mathbf{x}_t - \mathbf{k}_{lb} \end{bmatrix}. \quad (28)$$

### D.2 Representing each MLP layer as an LSTM layer

Now we want to use an LSTM layers to model the MLP layers of both  $\gamma$  and  $\phi$  simultaneously. We set  $\mathbf{W}_f = \mathbf{0}$ ,  $\mathbf{U}_f = \mathbf{0}$ ,  $\mathbf{b}_f = \mathbf{0}$  and  $\mathbf{W}_i = \mathbf{0}$ ,  $\mathbf{U}_i = \mathbf{0}$ ,  $\mathbf{b}_i = \mathbf{1}$  and  $\mathbf{W}_c = \mathbf{0}$ ,  $\mathbf{U}_c = \mathbf{0}$ ,  $\mathbf{b}_c = \mathbf{1}$  as before. We make a change for these LSTM layers by setting  $\mathbf{W}_o = \begin{bmatrix} \mathbf{W}_{\phi_i} & \mathbf{0} \\ \mathbf{0} & \mathbf{W}_{\gamma_i} \end{bmatrix}$ ,  $\mathbf{U}_o = \mathbf{0}$  and  $\mathbf{b}_o = \begin{bmatrix} \mathbf{b}_{\phi_i} \\ \mathbf{b}_{\gamma_i} \end{bmatrix}$ , except for the first layer where  $\mathbf{b}_\phi = \begin{bmatrix} \mathbf{b}_{\phi_1} \\ \mathbf{b}_{\gamma_1} + \mathbf{W}_{\gamma_1} \mathbf{k} \end{bmatrix}$ . Thus, for an input  $\mathbf{a}_t = \begin{bmatrix} \mathbf{a}_{1,t} \\ \mathbf{a}_{2,t} \end{bmatrix}$  the layer output is:

$$\mathbf{h}_t = \sigma \left( \begin{bmatrix} \mathbf{W}_{\phi_i} & \mathbf{0} \\ \mathbf{0} & \mathbf{W}_{\gamma_i} \end{bmatrix} \begin{bmatrix} \mathbf{a}_{1,t} \\ \mathbf{a}_{2,t} \end{bmatrix} + \begin{bmatrix} \mathbf{b}_{\phi_i} \\ \mathbf{b}_{\gamma_i} \end{bmatrix} \right) = \begin{bmatrix} \phi_i(\mathbf{a}_{1,t}) \\ \gamma_i(\mathbf{a}_{2,t}) \end{bmatrix}. \quad (29)$$

Here,  $\phi_i$  and  $\gamma_i$  again refer to the  $i$ -th layers (including the ReLU) of respectively  $\phi$  and  $\gamma$  in Eq. (5).

Note that, without a loss of generality, if we have that  $\phi$  has  $m$  layers whereas  $\gamma$  has  $k$  with  $m < k$ , then we can also model this by simply adding additional layers to model additional layers for  $\gamma$  whilst

simply passing on  $\phi$  unchanged. Specifically, we set the weights to ensure that  $\mathbf{f}_t = \mathbf{0}$  and that  $\mathbf{i}_t$  and  $\tilde{\mathbf{c}}_t$  are  $\mathbf{1}$  so that  $\mathbf{h}_t = \mathbf{o}_t$ . The input to this layer for  $i > k$  is then given as  $\mathbf{a}_t = \begin{bmatrix} \phi(\mathbf{s}_t) \\ \mathbf{a}_{2,t} \end{bmatrix}$ . The we set the weights to compute  $\mathbf{o}_t$  as

$$\mathbf{o}_t = \sigma \left( \begin{bmatrix} \mathbf{I} & \mathbf{0} \\ \mathbf{0} & \mathbf{W}_{\gamma_i} \end{bmatrix} \begin{bmatrix} \phi(\mathbf{s}_t) \\ \mathbf{a}_{2,t} \end{bmatrix} + \begin{bmatrix} \mathbf{0} \\ \mathbf{b}_{\phi_i} \end{bmatrix} \right) = \begin{bmatrix} \phi(\mathbf{s}_t) \\ \gamma_i(\mathbf{a}_{2,t}) \end{bmatrix}. \quad (30)$$

### D.3 Representing the multiplicative gating with an LSTM layer

Finally, we model the element-wise multiplication of the outputs of  $\phi$  and  $\gamma$  in Eq. (5). To do this we set the weights of the input gate and candidate cell vectors for the final layers of  $\gamma$  and  $\phi$  to be as follows:

$$\mathbf{i}_t = \sigma \left( \begin{bmatrix} \mathbf{0} & \mathbf{0} \\ \mathbf{I} & \mathbf{0} \end{bmatrix} \begin{bmatrix} \mathbf{a}_{1,t} \\ \mathbf{a}_{2,t} \end{bmatrix} + \begin{bmatrix} \mathbf{0} \\ \mathbf{0} \end{bmatrix} \right) = \begin{bmatrix} \mathbf{0} \\ \mathbf{a}_{1,t} \end{bmatrix} \quad (31)$$

and

$$\tilde{\mathbf{c}} = \sigma \left( \begin{bmatrix} \mathbf{0} & \mathbf{0} \\ \mathbf{0} & \mathbf{I} \end{bmatrix} \begin{bmatrix} \mathbf{a}_{1,t} \\ \mathbf{a}_{2,t} \end{bmatrix} + \begin{bmatrix} \mathbf{0} \\ \mathbf{0} \end{bmatrix} \right) = \begin{bmatrix} \mathbf{0} \\ \mathbf{a}_{2,t} \end{bmatrix}. \quad (32)$$

Then by setting  $\mathbf{W}_f = \mathbf{0}$ ,  $\mathbf{U}_f = \mathbf{0}$ ,  $\mathbf{b}_f = \mathbf{0}$  and  $\mathbf{W}_o = \mathbf{0}$ ,  $\mathbf{U}_o = \mathbf{0}$ ,  $\mathbf{b}_o = \mathbf{1}$  to force  $\mathbf{f}_t = \mathbf{0}$  and  $\mathbf{o}_t = \mathbf{1}$ , we get

$$\mathbf{y}_t = \sigma(\mathbf{c}_t) = \begin{bmatrix} \sigma(\mathbf{0} \odot \mathbf{0}) \\ \sigma(\mathbf{a}_{1,t} \odot \mathbf{a}_{2,t}) \end{bmatrix} = \begin{bmatrix} \mathbf{0} \\ \sigma(\mathbf{a}_{1,t} \odot \mathbf{a}_{2,t}) \end{bmatrix}. \quad (33)$$

### D.4 Composing the operations to model a single Gated RNN layer

To model the gated RNN described in Eq. (5), we again follow the same lines as described in App. C. In particular, we use one LSTM layer for the recurrent state updated as described in App. D.1. We then stack  $k$  LSTM layers as described in App. D.2 to model the  $k$  MLP layers of  $\phi$  and  $\gamma$  in parallel. We then use one final layer to both give the final MLP layer of  $\phi$  and  $\gamma$  and to compute their Hadamard product as set out in App. D.3 in order to match the output of the gated RNN in Eq. (5). Now, since we are working with  $\sigma = \text{ReLU}$ , both  $\gamma(\mathbf{x}_t)$  and  $\phi(\mathbf{s}_t)$  are positive and therefore so is their product. Hence, applying  $\sigma$  to the product components in Eq. (33) leaves the the components invariant. Therefore, we output is

$$\mathbf{y}_t = \begin{bmatrix} \mathbf{0} \\ \gamma(\mathbf{x}_t) \odot \phi(\mathbf{s}_t) \end{bmatrix}, \quad (34)$$

as required.

Hence, we have shown that a single layer of a gated RNN as described by Eq. (5) can be represented using  $k + 2$  LSTM layers where  $k$  is the maximum depth of  $\phi$  and  $\gamma$ . Therefore, once again, the two universal approximation programs in Lsts. 1 and 2 can also be implemented for LSTMs. Hence, LSTM models are also universal approximators in the sense described in Sec. 4.

## E Gated Linear-RNNs are Hawk/Griffin Models

A single residual block of a Hawk/Griffin model (De et al., 2024) consists of two components, a recurrent block for temporal mixing which makes use of a one-dimensional temporal convolution, as well as real-gated linear recurrent unit (RG-LRU) and a gated MLP block. Specifically, we consider an input  $\mathbf{a}_t \in \mathbb{R}^{d_{\text{in}}}$ , inputs to the blocks of dimensions  $d_{\text{in}}$  and outputs from each block of dimensions  $d_{\text{in}}$ . Within blocks, all vectors have dimensionality  $d_{\text{hidden}} = E d_{\text{in}}$ , where  $E$  denotes an expansion factor. Below, we formally describe the form of the recurrent and gated MLP blocks which are the two main components making up the residual blocks used for Hawk and Griffin.

**Recurrent block.** The recurrent block consists of two branches. The first applies a one-dimensional temporal convolution followed by a RG-LRU. The second branch simply performs a linear transformation followed by a non-linearity, i.e. applies a single layer of an MLP.

Consider the first branch of the recurrent block with an input  $\mathbf{a}_t$ . The one-dimensional temporal convolution can be written as:

$$\mathbf{a}'_t = \mathbf{W}_a \mathbf{a}_t, \quad (35)$$

$$\mathbf{g}_t = \text{GeLU}(\mathbf{W}_g \mathbf{a}_t + \mathbf{b}_g), \quad (36)$$

$$\mathbf{M}_t = [\mathbf{a}'_{t-(d_{\text{conv}}-1)}, \dots, \mathbf{a}'_{t-2}, \mathbf{a}'_{t-1}, \mathbf{a}'_t], \quad (37)$$

$$\mathbf{z}_t = \sum_{i=0}^{d_{\text{conv}}-1} \mathbf{W}_M[i] \mathbf{M}_t[t-i] + \mathbf{b}_{\text{conv}} \quad (\text{convolution with window size } d_{\text{conv}}), \quad (38)$$

where  $\mathbf{b}_{\text{conv}}$  is a bias vector and  $\mathbf{W}_M = [\tilde{\mathbf{B}}, \tilde{\mathbf{A}}\tilde{\mathbf{B}}, \tilde{\mathbf{A}}^2\tilde{\mathbf{B}}, \dots, \tilde{\mathbf{A}}^t\tilde{\mathbf{B}}, \dots]$  is the convolutional kernel for the one-dimensional temporal convolution.

The output of this convolution is then fed into a RG-LRU. We can write this down concretely using as an input  $\mathbf{z}_t$  from the one-dimensional convolution and with recurrent state  $\mathbf{h}_t \in \mathbb{R}^{d_{\text{model}}}$ :

$$\mathbf{r}_t = \text{Sigmoid}(\mathbf{W}_r \mathbf{z}_t + \mathbf{b}_r), \quad (39)$$

$$\mathbf{i}_t = \text{Sigmoid}(\mathbf{W}_i \mathbf{z}_t + \mathbf{b}_i), \quad (40)$$

$$a = \text{Sigmoid}(\Lambda), \quad (\Lambda \text{ a learnable parameter}) \quad (41)$$

$$\mathbf{a}_t = a^{c\mathbf{r}_t}, \quad (c = 8 \text{ fixed scalar constant}) \quad (42)$$

$$\mathbf{h}_t = \mathbf{a}_t \odot \mathbf{h}_{t-1} + \sqrt{1 - \mathbf{a}_t^2} \odot (\mathbf{i}_t \odot \mathbf{z}_t). \quad (43)$$

Now consider the second branch of the recurrent block. This performs a linear transformation followed by a non-linear activation:

$$\mathbf{g}_t = \text{GeLU}(\mathbf{W}_g \mathbf{a}_t + \mathbf{b}_g). \quad (44)$$

To get the final output of the recurrent block, we multiply the components of the vectors computed from each branch within the recurrent block and then perform a non-linear transformation:

$$\mathbf{h}'_t = \mathbf{g}_t \odot \mathbf{h}_t, \quad (45)$$

$$\mathbf{o}_t = \mathbf{W}_o \mathbf{h}'_t + \mathbf{b}_o. \quad (46)$$

**Gated MLP block.** After passing through the recurrent block, we pass the output  $\mathbf{o}_t$  into a gated MLP block. Again we have two branches, the first where we linearly transform the input to this block

$$\mathbf{e}_t = \mathbf{W}_e \mathbf{o}_t + \mathbf{b}_e, \quad (47)$$

and the second performs a single layer MLP transformation as

$$\mathbf{f}_t = \text{GeLU}(\mathbf{W}_f \mathbf{o}_t + \mathbf{b}_f). \quad (48)$$

These are then combined through a Hadamard product and linear transformation as

$$\mathbf{e}'_t = \mathbf{e}_t \odot \mathbf{f}_t, \quad (49)$$

$$\mathbf{m}_t = \mathbf{W}_m \mathbf{e}'_t + \mathbf{b}_m. \quad (50)$$

We then have that the vector  $\mathbf{m}_t$  acts as the output of the residual block given the input  $\mathbf{a}_t$ .

**Distinction between the Griffin and Hawk models.** Hawk is the more simple of the two architectures proposed in (De et al., 2024). Here, residual blocks using the recurrent block described above are simply stacked on top of each other to form the Hawk architecture. Griffin, on the other hand, mixes recurrent blocks and local attention. In particular, two residual blocks with recurrent blocks are followed by one residual block using local MQA attention (Beltagy et al., 2020; Shazeer, 2019).

**Simplifying Assumptions.** We again follow the setup of replacing all Sigmoid and tanh activation functions with ReLU activations which we denote  $\sigma$ . Furthermore, we assume for simplicity that  $d_{\text{in}} = d_{\text{hidden}}$  by choosing  $E = 1$ . Moreover, the Hawk and Griffin architecture contains residual connections and normalising layers which we omit.<sup>4</sup> We again assume compactness of the input domain  $\mathcal{X}$  and denote a vector of finite values  $\mathbf{k}_{lb}$ , such that  $\mathbf{k}_{lb,i} \leq (\mathbf{x}_t)_i$  for  $i \in [d_{\text{in}}]$  and all  $\mathbf{x}_t \in \mathcal{X}$ , just as before. Finally, we assume that  $d_{\text{conv}} = T$  where  $T$  is the maximum sequence length.

<sup>4</sup>We will force a lot of our recurrent blocks to implement the identity function. So instead of this, we could implement the 0 function in the recurrent block and use a residual connection between the residual block input and the output of the recurrent block to achieve the same identity function. However, for clarity we ignore residual connections in our derivations.

### E.1 Representing the state update using a recurrent block

Starting with the input to the Hawk model, which we denote  $\mathbf{a}_t$ , we define this to be a function of the input to the Gated RNN  $\mathbf{x}_t$  as  $\mathbf{a}_t = \begin{bmatrix} \mathbf{0} \\ \mathbf{x}_t \end{bmatrix}$ . First, we set  $\mathbf{W}_a = \mathbf{I}$  so that  $\mathbf{a}'_t = \mathbf{a}_t$ . Next we choose matrices  $\tilde{\mathbf{A}} = \begin{bmatrix} \mathbf{0} & \mathbf{A} \\ \mathbf{0} & \mathbf{0} \end{bmatrix}$  and  $\tilde{\mathbf{B}} = \begin{bmatrix} \mathbf{0} & \tilde{\mathbf{B}} \\ \mathbf{0} & \mathbf{0} \end{bmatrix}$  which we then use, with a convolutional window size of  $d_{\text{conv}} = T$  to form the convolutional kernel  $\mathbf{W}_M = [\tilde{\mathbf{B}}, \tilde{\mathbf{A}}\tilde{\mathbf{B}}, \tilde{\mathbf{A}}^2\tilde{\mathbf{B}}, \dots, \tilde{\mathbf{A}}^{t-1}\tilde{\mathbf{B}}, \dots]$ . Setting the convolutional bias as  $\mathbf{b}_{\text{conv}} = \begin{bmatrix} \mathbf{0} \\ \mathbf{1} \end{bmatrix}$  gives

$$\mathbf{z}_t = \sum_{i=0}^{t-1} \mathbf{W}_M[i] \mathbf{M}_t[t-i] + \mathbf{b}_{\text{conv}}, \quad (51)$$

$$= \tilde{\mathbf{B}}\mathbf{a}_t + \tilde{\mathbf{A}}\tilde{\mathbf{B}}\mathbf{a}_{t-1} + \dots + \tilde{\mathbf{A}}^{t-1}\tilde{\mathbf{B}}\mathbf{a}_1 + \begin{bmatrix} \mathbf{0} \\ \mathbf{1} \end{bmatrix} \quad (52)$$

$$= \begin{bmatrix} \mathbf{s}_t \\ \mathbf{1} \end{bmatrix}. \quad (53)$$

Now, we pass  $\mathbf{z}_t$  through the RG-LRU. We set  $\Lambda = 0$  so that  $\mathbf{a}_t = \mathbf{0}$ . We also define  $\mathbf{W}_i = \mathbf{0}$  and  $\mathbf{b}_i = \mathbf{1}$  so that  $\mathbf{i}_t = \mathbf{1}$ . This gives us  $\mathbf{h}_t = \mathbf{z}_t$ , so that we pass the output of the one-dimensional convolution through the RG-LRU.

Next, let's focus on the second branch. Making use of the lower bound  $\mathbf{k}_{lb}$  on the domain  $\mathcal{X}$ , we set  $\mathbf{W}_g = \mathbf{I}$  and  $\mathbf{b}_g = \begin{bmatrix} \mathbf{1} \\ -\mathbf{k}_{lb} \end{bmatrix}$  so that

$$\mathbf{g}_t = \sigma \left( \mathbf{I} \begin{bmatrix} \mathbf{0} \\ \mathbf{x}_t \end{bmatrix} + \begin{bmatrix} \mathbf{1} \\ -\mathbf{k}_{lb} \end{bmatrix} \right) = \begin{bmatrix} \sigma(\mathbf{1}) \\ \sigma(\mathbf{x}_t - \mathbf{k}_{lb}) \end{bmatrix} = \begin{bmatrix} \mathbf{1} \\ \mathbf{x}_t - \mathbf{k}_{lb} \end{bmatrix}, \quad (54)$$

where we used that  $(\mathbf{x}_t - \mathbf{k}_{lb})_i \geq 0$  for every  $i$ . Combining the two branches gives

$$\mathbf{h}'_t = \begin{bmatrix} \mathbf{1} \\ \mathbf{x}_t - \mathbf{k}_{lb} \end{bmatrix} \odot \begin{bmatrix} \mathbf{s}_t \\ \mathbf{1} \end{bmatrix} = \begin{bmatrix} \mathbf{s}_t \\ \mathbf{x}_t - \mathbf{k}_{lb} \end{bmatrix}. \quad (55)$$

We finally get the output of the recurrent block by defining  $\mathbf{W}_o = \mathbf{I}$  and  $\mathbf{b}_o = \begin{bmatrix} \mathbf{0} \\ \mathbf{k}_{lb} \end{bmatrix}$  so that

$$\mathbf{o}_t = \begin{bmatrix} \mathbf{s}_t \\ \mathbf{x}_t \end{bmatrix}. \quad (56)$$

### E.2 Representing the identity function using a recurrent block

We now show that we can pass an input unchanged through a recurrent block. Assume that the input to the recurrent block is  $\mathbf{a}_t = \begin{bmatrix} \mathbf{a}_{1,t} \\ \mathbf{a}_{2,t} \end{bmatrix}$  with  $\mathbf{W}_a = \mathbf{I}$  so that  $\mathbf{a}'_t = \mathbf{a}_t$ . Then we define matrices  $\tilde{\mathbf{A}} = \mathbf{0}$  and  $\tilde{\mathbf{B}} = \mathbf{I}$  which we then use to form the convolutional kernel  $\mathbf{W}_M = [\tilde{\mathbf{B}}, \tilde{\mathbf{A}}\tilde{\mathbf{B}}, \tilde{\mathbf{A}}^2\tilde{\mathbf{B}}, \dots, \tilde{\mathbf{A}}^{t-1}\tilde{\mathbf{B}}, \dots]$ . Finally, setting the convolutional bias as  $\mathbf{b}_{\text{conv}} = \mathbf{0}$  results in  $\mathbf{z}_t = \mathbf{a}_t$ . From here, we can again set  $\Lambda = 0$ ,  $\mathbf{W}_i = \mathbf{0}$  and  $\mathbf{b}_i = \mathbf{1}$  so that  $\mathbf{h}_t = \mathbf{z}_t$ . Looking at the second branch and setting  $\mathbf{W}_g = \mathbf{0}$  and  $\mathbf{b}_g = \mathbf{1}$  so that  $\mathbf{h}'_t = \mathbf{h}_t$ . Finally, we can simply output the input to the recurrent block by setting  $\mathbf{W}_o = \mathbf{I}$  and  $\mathbf{b}_o = \mathbf{0}$  so that  $\mathbf{o}_t = \mathbf{h}_t$  which means that  $\mathbf{o}_t = \mathbf{a}_t$ .

### E.3 Representing each MLP layer as a gated MLP block

We can represent the MLP layers of the networks  $\phi(\mathbf{s}_t)$  and  $\gamma(\mathbf{x}_t)$  as described in Eq. (4) using Gated MLP blocks. We again denote the  $i$ -th layer of  $\phi$  and  $\gamma$  as  $\phi_i$  and  $\gamma_i$ . Assume that the input to the gated MLP block is  $\mathbf{a}_t = \begin{bmatrix} \mathbf{a}_{1,t} \\ \mathbf{a}_{2,t} \end{bmatrix}$ . Then, on the first purely linear branch, let us define  $\mathbf{W}_e = \mathbf{I}$  and



$\mathbf{b}_e = \mathbf{1}$  so that  $\mathbf{e}_t = \mathbf{1}$ . On the second non-linear branch, we can define  $\mathbf{W}_f = \begin{bmatrix} \mathbf{W}^{\phi_i} & \mathbf{0} \\ \mathbf{0} & \mathbf{W}^{\gamma_i} \end{bmatrix}$  and  $\mathbf{b}_f = \begin{bmatrix} \mathbf{b}^{\phi_i} \\ \mathbf{b}^{\gamma_i} \end{bmatrix}$ . This results in

$$\mathbf{f}_t = \sigma \left( \begin{bmatrix} \mathbf{W}^{\phi_i} & \mathbf{0} \\ \mathbf{0} & \mathbf{W}^{\gamma_i} \end{bmatrix} \begin{bmatrix} \mathbf{a}_{1,t} \\ \mathbf{a}_{2,t} \end{bmatrix} + \begin{bmatrix} \mathbf{b}^{\phi_i} \\ \mathbf{b}^{\gamma_i} \end{bmatrix} \right) = \begin{bmatrix} \phi_i(\mathbf{a}_{1,t}) \\ \gamma_i(\mathbf{a}_{2,t}) \end{bmatrix}. \quad (57)$$

Due to our setting of  $\mathbf{e}_t$ , we get  $\mathbf{e}'_t = \mathbf{f}_t$ . Further, defining  $\mathbf{W}_m = \mathbf{I}$  and  $\mathbf{b}_m = \mathbf{0}$  makes the output of the MLP block be

$$\mathbf{m}_t = \begin{bmatrix} \phi_i(\mathbf{a}_{1,t}) \\ \gamma_i(\mathbf{a}_{2,t}) \end{bmatrix}. \quad (58)$$

**Emulating the layers of only one the two networks.** Suppose without loss of generality (WLOG) that  $\phi$  has  $m$  layers and  $\gamma$  has  $n$  layers where  $m < n$ . Suppose also that our input to the MLP block is  $\mathbf{a}_t = \begin{bmatrix} \phi(\mathbf{x}_t) \\ \mathbf{a}_{2,t} \end{bmatrix}$ . Again, on the first purely linear branch, let us define  $\mathbf{W}_e = \mathbf{I}$  and  $\mathbf{b}_e = \mathbf{1}$  so that

$\mathbf{e}_t = \mathbf{1}$ . Now we modify the weights on the second non-linear branch by defining  $\mathbf{W}_f = \begin{bmatrix} \mathbf{I} & \mathbf{0} \\ \mathbf{0} & \mathbf{W}^{\gamma_i} \end{bmatrix}$

and  $\mathbf{b}_f = \begin{bmatrix} \mathbf{0} \\ \mathbf{b}^{\gamma_i} \end{bmatrix}$ . This gives us

$$\mathbf{f}_t = \sigma \left( \begin{bmatrix} \mathbf{I} & \mathbf{0} \\ \mathbf{0} & \mathbf{W}^{\gamma_i} \end{bmatrix} \begin{bmatrix} \phi(\mathbf{x}_t) \\ \mathbf{a}_{2,t} \end{bmatrix} + \begin{bmatrix} \mathbf{0} \\ \mathbf{b}^{\gamma_i} \end{bmatrix} \right) = \begin{bmatrix} \sigma(\phi(\mathbf{x}_t)) \\ \gamma_i(\mathbf{a}_{2,t}) \end{bmatrix} = \begin{bmatrix} \phi(\mathbf{x}_t) \\ \gamma_i(\mathbf{a}_{2,t}) \end{bmatrix}, \quad (59)$$

where we have used that since  $\phi(\mathbf{x}_t)$  is a ReLU network whose final activation is a ReLU, we have that  $\phi(\mathbf{x}_t) = \sigma(\phi(\mathbf{x}_t))$ . Hence, if our networks have different depths and we have fully emulated one of the networks, we can continue to emulate the remaining layers of the other network while keeping the fully emulated network fixed and unchanged.

#### E.4 Representing the identify function using a gated MLP block

In this section we show that we can represent an identity function using a gated MLP block. This can be simply done by setting  $\mathbf{W}_f = \mathbf{0}$ ,  $\mathbf{b}_f = \mathbf{1}$ ,  $\mathbf{W}_e = \mathbf{I}$ ,  $\mathbf{b}_e = \mathbf{0}$ ,  $\mathbf{W}_m = \mathbf{I}$  and  $\mathbf{b}_m = \mathbf{0}$ . This then gives us that for an input  $\mathbf{a}_t = \begin{bmatrix} \mathbf{a}_{1,t} \\ \mathbf{a}_{2,t} \end{bmatrix}$  to the gated MLP block, the output of the gated MLP block is  $\mathbf{m}_t = \mathbf{a}_t$ . Thus, we pass the input through the gated MLP unchanged.

#### E.5 Representing multiplicative gating with a gated MLP block

The final thing we need to do is to compute an element-wise product of two vectors in order to match the output in Eq. (4). In other words, to match the  $\phi(\mathbf{x}_t) \odot \gamma(\mathbf{s}_t)$  operation.

Again, assume that the input to the gated MLP block is  $\mathbf{a}_t = \begin{bmatrix} \mathbf{a}_{1,t} \\ \mathbf{a}_{2,t} \end{bmatrix}$ . Working with the first linear branch, we define  $\mathbf{W}_e = \begin{bmatrix} \mathbf{0} & \mathbf{0} \\ \mathbf{I} & \mathbf{0} \end{bmatrix}$  and  $\mathbf{b}_e = \mathbf{0}$ , so that

$$\mathbf{e}_t = \begin{bmatrix} \mathbf{0} & \mathbf{0} \\ \mathbf{I} & \mathbf{0} \end{bmatrix} \begin{bmatrix} \mathbf{a}_{1,t} \\ \mathbf{a}_{2,t} \end{bmatrix} + \mathbf{0} = \begin{bmatrix} \mathbf{0} \\ \mathbf{a}_{1,t} \end{bmatrix}. \quad (60)$$

Next, we define  $\mathbf{W}_f = \mathbf{I}$  and  $\mathbf{b}_f = \mathbf{0}$  so that

$$\mathbf{f}_t = \begin{bmatrix} \sigma(\mathbf{a}_{1,t}) \\ \sigma(\mathbf{a}_{2,t}) \end{bmatrix}. \quad (61)$$

Setting  $\mathbf{W}_m = \mathbf{I}$  and  $\mathbf{b}_m = \mathbf{0}$  gives the output of the gated MLP as

$$\mathbf{m}_t = \begin{bmatrix} \mathbf{0} \\ \mathbf{a}_{1,t} \odot \sigma(\mathbf{a}_{2,t}) \end{bmatrix}. \quad (62)$$

## E.6 Composing the operations to model a single gated linear-RNN layer

Now that we have all the individual layers, we can combine them so that we can use a Hawk model to emulate a single Gated RNN layer.

First we start by taking the input of the form  $\mathbf{a}_t = \begin{bmatrix} \mathbf{0} \\ \mathbf{x}_t \end{bmatrix}$ . We use a residual block that consists of a recurrent block computing the state update as described in App. E.1 and then a gated MLP block that computes the identity function as demonstrated in App. E.4. This gives an output from this first recurrent block as  $\mathbf{o}_t = \begin{bmatrix} \mathbf{s}_t \\ \mathbf{x}_t \end{bmatrix}$ .

Next, we emulate the MLP layers of the networks  $\phi$  and  $\gamma$  in parallel. Suppose WLOG that  $\phi$  and  $\gamma$  have  $m$  and  $n$  MLP layers respectively, where  $m \leq n$ . We stack  $m$  residual blocks using recurrent blocks that implement the identity function as described in App. E.2 followed by MLP blocks that apply the MLP layers of  $\phi$  and  $\gamma$  as described in App. E.3. Stacking  $m$  such residual blocks results in the output  $\mathbf{m}_t = \begin{bmatrix} \gamma_m(\mathbf{s}_t) \\ \phi(\mathbf{x}_t) \end{bmatrix}$ , where we can fully emulate the shallower network  $\phi(\mathbf{x}_t)$ .

Now, for the remaining  $k - m$  layers for the network  $\gamma(\mathbf{x}_t)$ , we stack residual blocks with recurrent blocks implementing the identity function as described in App. E.2 and MLP blocks that leave  $\phi(\mathbf{x}_t)$  unchanged whilst applying the additional layers needed to emulate  $\gamma(\mathbf{s}_t)$  as described at the end of App. E.3. After stacking  $k - m$  additional residual layers in this fashion, the output of the final residual block will now be  $\mathbf{m}_t = \begin{bmatrix} \gamma(\mathbf{s}_t) \\ \phi(\mathbf{x}_t) \end{bmatrix}$ , which fully reconstructs the MLP networks  $\gamma$  and  $\phi$ .

Finally, we utilise a residual block with a recurrent block that implements the identity function as described in App. E.2 followed by a gated MLP block that applies multiplicative gating as described in App. E.5. This then gives as an output of this final residual block  $\mathbf{m}_t = \begin{bmatrix} \mathbf{0} \\ \gamma(\mathbf{s}_t) \odot \sigma(\phi(\mathbf{x}_t)) \end{bmatrix}$ .

Since  $\phi(\mathbf{x}_t)$  is a MLP network with the final activation function being a ReLU activation, we have that  $\sigma(\phi(\mathbf{x}_t)) = \phi(\mathbf{x}_t)$ , giving the required final output from the stacked block of residual blocks as

$$\mathbf{m}_t = \begin{bmatrix} \mathbf{0} \\ \gamma(\mathbf{s}_t) \odot \phi(\mathbf{x}_t) \end{bmatrix}. \quad (63)$$

Hence, we have shown that a single layer of a gated RNN as described by Eq. (5) can be represented using  $k + 2$  Hawk residual blocks where  $k$  is the maximum depth of  $\phi$  and  $\gamma$ . Once again, the two universal approximation programs in Lsts. 1 and 2 can also be applied to Hawk models as they can represent Gated Linear RNNs. Therefore, Hawk models are also universal approximators in the sense described in Sec. 4.

**Gated Linear-RNNs are Griffin models too.** The above argument extends to the Griffin architecture which uses stacks of two residual blocks with recurrent blocks followed by a residual block with attention. The only thing that changes is that for every third residual block, which in our argument will be used to compute the MLP layers of  $\phi$  and  $\gamma$  in parallel, the recurrent block is now replaced with a local MQA block.

We can set the key query and values matrices to implement the identity function which is to act input to the block. Hence, as a corollary of the above argument, we can also show that the universal approximation programs in Lsts. 1 and 2 can also be implemented as Griffin models. Therefore, Griffin models can also be universal approximators in the sense described in Sec. 4.

## F Definitions for some helper functions in LSRL

### F.1 f\_not

This is a convenience function that creates a NOT function block. It assumes that  $x$  is 0 or 1. Works with scalar and vector-valued inputs. With vector-valued inputs, it acts element-wise.

$\text{not\_x} = 1 - x$
-------------------------

## F.2 f\_and

This is a convenience function that creates an AND function block. It assumes that  $x$  and  $y$  are 0 or 1. Works with scalar and vector-valued inputs. With vector-valued inputs, it acts element-wise.  $\mu$  is the approximation parameter  $\mu$  for `f_step` as described in Sec. 3.

```
1 and_x_y = ReLU(f_step(x, mu) + f_step(y, mu) - 1)
```

## F.3 f\_or

This is a convenience function that creates an OR function block. It assumes that  $x$  and  $y$  are 0 or 1. Works with scalar and vector-valued inputs. With vector-valued inputs, it acts element-wise.  $\mu$  is the approximation parameter  $\mu$  for `f_step` as described in Sec. 3.

```
1 or_x_y = f_step(x + y, mu=mu)
```

## F.4 f\_smaller

This is a convenience function that a less than comparison block. Works with scalar and vector-valued inputs. With vector-valued inputs, it acts element-wise.  $\mu$  is the approximation parameter  $\mu$  for `f_step` as described in Sec. 3.

```
1 smaller_x_y = f_step(y - x, mu=mu)
```

## F.5 f\_larger

This is a convenience function that a more than comparison block. Works with scalar and vector-valued inputs. With vector-valued inputs, it acts element-wise.  $\mu$  is the approximation parameter  $\mu$  for `f_step` as described in Sec. 3.

```
1 larger_x_y = f_step(x - y, mu=mu)
```

## F.6 f\_relu\_identity

Identity operation using ReLUs. This is useful for debranching when some of the branches have ReLUs but the other don't. We can add this as a bypass for the ones that do not and can then merge the ReLUs together (see App. A for details).

```
1 positive_part = ReLU(x)
2 negative_part = ReLU(
3     Linear(
4         input=x,
5         A=-1 * eye(x.dim),
6         b=zeros(x.dim, 1),
7     )
8 )
9 both = Concat([positive_part, negative_part])
10 relu_identity = Linear(
11     input=both,
12     A=hstack(eye(x.dim), -1 * eye(x.dim)),
13     b=zeros(x.dim, 1),
14 )
```

## F.7 f\_modulo\_counter

Computes the  $x \bmod \text{divisor}$  where  $x$  is a counter starting from zero. The idea is that we rotate a unit vector so that it makes a full revolution every divisor rotations. `dummy_input` can be any variable, we use it only to construct a constant.

```
1 angle = 2 * pi / divisor
2 R = [[cos(angle), sin(angle)], [sin(angle), cos(angle)]]
3 unit_vector = [[1], [0]]
4 # we first rotate, then output so if we want the first output to be 0 we need to have the init_state one step
   before that
5 init_state = R.inv() @ unit_vector
```

```

6 # this rotates a 2D vector 1/divisor revolutions at a time
7 cycler = LinState(
8     input=dummy_input,
9     A=R,
10    B=zeros(2, dummy_input.dim),
11    init_state=init_state,
12 )
13 # we now need to extract the position of the cycler
14 extractor_matrix = vstack(*[(R^i * unit_vector).T) for i in range(divisor)])
15 indicator = Linear(
16     input=cycler,
17     A=extractor_matrix,
18     b=zeros(divisor, 1)
19 )
20 # the dot product with the row of extractor_matrix corresponding to the current position of the cycler is 1
21 # the dot product with the second highest is cos(angle)
22 # thus, we can threshold at 1-cos(angle/2) to get a one hot encoding of the current position of the cycler
23 one_hot = f_larger(indicator, cos(angle / 2))
24 # and to get an integer value we need one final linear layer
25 mod_value = Linear(
26     one_hot,
27     A=[[i for i in range(divisor)]],
28     b=zeros(1, 1)
29 )

```