

---

# CoMM: A Coherent Interleaved Image-Text Dataset for Multimodal Understanding and Generation

---

Wei Chen<sup>1,2\*</sup>, Lin Li<sup>1\*</sup>, Yongqi Yang<sup>2\*</sup>,  
Bin Wen<sup>3</sup>, Fan Yang<sup>3</sup>, Tingting Gao<sup>3</sup>, Yu Wu<sup>2†</sup>, Long Chen<sup>1†</sup>

<sup>1</sup>The Hong Kong University of Science and Technology,

<sup>2</sup>Wuhan University, <sup>3</sup>Kuaishou Technology

weichen020610@gmail.com, llidy@connect.ust.hk, yongqiyang@whu.edu.cn

wuyucs@whu.edu.cn, longchen@ust.hk

<https://github.com/HKUST-LongGroup/CoMM>

## Abstract

Interleaved image-text generation has emerged as a vital multimodal task aimed at creating sequences of interleaved visual and textual content given a query. Despite notable advancements in recent multimodal large language models (MLLMs), generating integrated image-text sequences that exhibit *narrative coherence* and *entity and style consistency* remains challenging due to poor training data quality. To this end, we introduce **CoMM**, a high-quality **Coherent interleaved image-text MultiModal** dataset designed to enhance the coherence, consistency, and alignment of generated multimodal content. Initially, CoMM harnesses raw data from diverse sources, focusing on instructional content and visual storytelling, establishing a foundation for coherent and consistent content. To further refine the data quality, we devise a multi-perspective filter strategy that leverages advanced pre-trained models to ensure the *development of sentences*, *consistency of inserted images*, and *semantic alignment between them*. Various quality evaluation metrics are designed to prove the high quality of the filtered dataset. Meanwhile, extensive few-shot experiments on various downstream tasks demonstrate CoMM’s effectiveness in significantly enhancing the in-context learning capabilities of MLLMs. Moreover, we propose four new tasks to evaluate MLLMs’ interleaved generation abilities, supported by a comprehensive evaluation framework. We believe CoMM opens a new avenue for advanced MLLMs with superior multimodal in-context learning and understanding ability.

## 1 Introduction

Interleaved image-text generation has burgeoned as an emerging multimodal task, striving to imitate the human-like capability to alternately create visual and textual content [1, 2]. Specifically, it aims to generate a sequence of interleaved text descriptions and illustrative images given a query [1]. With its interleaved multimodal generation ability, state-of-the-art models can facilitate a variety of applications, *e.g.*, multimodal instruction generation, tutorial step generation, and visual storytelling.

Recent advancements in multimodal large language models (MLLMs) have exhibited exceptional capabilities in cross-modal generation, but they still struggle to generate interleaved image-text sequences coherently [3, 4]. The main reason is that most of them are trained on single image-text pairs, limited in generating coherent and contextually integrated multimodal content [4, 5]. To this end, some efforts integrate multiple models (*e.g.*, GPT-4 [6] and Stable Diffusion XL [7])

---

\*Equal contribution. Work was done when Wei Chen interned in Kuaishou. †Corresponding authors.



Figure 1: Illustration of interleaved image-text content generation results and dataset quality. (a) Given the query from CoMM, the interleaved image-text content generation results from the model Emu2 [3] separately trained by MMC4 [2] and CoMM (Ours). (b) The query is from the MMC4. (c) A training sample is from the MMC4. (d) A training sample is from the our CoMM.

to generate open-domain interleaved image-text contents with arbitrary formats in a *training-free* manner [1]. However, their results are often dominated by the generated text descriptions, limited by the generation model’s understanding of these textual inputs. In contrast, other research efforts [8, 9] have attempted to train models with seamless multimodal understanding and generation capabilities using existing interleaved image-text datasets (e.g., MMC4 [2]).

Albeit the unprecedented progress, it is becoming increasingly evident that data-centric methods still suffer several limitations: 1) **Narrative Coherence**: The contextual relevance and coherence of generated image-text sentences are relatively low. In Figure 1(a), the model pre-trained on the MMC4 [2] directly draws the final cooked dessert, missing the intermediate coherent steps of generation. These coherent generation steps not only enhance interpretability but also boost the reasoning capabilities of the model [10]. 2) **Entity and Style Consistency**: The entity and subject styles of the generated illustrated images are inconsistent. As illustrated in Figure 1(b), the style of the blue-gray sofa image generated by the model pre-trained on MMC4 is inconsistent with that in the query. This consistency of entities and style has been proposed as an important metric for evaluating the results of interleaved image-text content generation [1]. These limitations primarily stem from the low quality of training data caused by the poor alignment between image and text content, i.e., *the devil is in the data*. For example in Figure 1(c), the second image in the training sample has a noticeable gap with the context. Additionally, the styles of all the images are almost

completely different. Thus, it raises a natural research question: *How to construct a high-quality interleaved image-text dataset?*

In this paper, we introduce CoMM, a high-quality and coherent interleaved image-text dataset. By “high-quality”, we mean that the interleaved image-text content should exhibit *developed and logically structured text steps, consistent entities and visual styles in images, and strong semantic and contextual alignment between them*. To enhance text coherence and image consistency, we collect raw data from specific websites, *e.g.*, WikiHow [11], known for their instructional content or visual stories. As illustrated in Figure 1(d), instructional content, due to its uniform intention (*e.g.*, cooking steak) and structured presentation (*e.g.*, step 1), exhibits strong text coherence and image consistency. Additionally, we devise a multi-perspective filter strategy consisting of: a text sequence filter, an image sequence filter, and an image-text alignment filter. The first two leverage large language models (LLMs), *e.g.*, Llama3 [12], and vision-language models (VLMs), *e.g.*, CLIP [13], to eliminate incoherent text and images, respectively, further enhancing overall coherence. The last one employs both VLMs and MLLMs to comprehensively assess and refine the dataset for better alignment between visual and textual elements.

To evaluate the data quality and make a comprehensive comparison of existing interleaved image-text benchmarks [14, 2], we design four metrics to evaluate the **development, completeness, image-text alignment, and consistency of image-text sequences**, separately (*cf.* Table 1). CoMM significantly outperforms previous datasets [14, 2] on all metrics, demonstrating its high quality. To further demonstrate the superiority of CoMM, we conduct few-shot experiments on various downstream tasks (*e.g.*, VQA) [15, 16, 17, 18, 19], comparing with MMC4 [2] and OBELICS [14]. The model trained on our CoMM consistently outperforms others, particularly in long context settings (16 & 32 shots), showcasing CoMM’s ability to enhance the in-context learning capacities of MLLMs.

Furthermore, thanks to our dataset, we introduce four new challenging tasks to evaluate the multimodal understanding and generation abilities of MLLMs: **image-to-text sequence generation, text-to-image sequence generation, interleaved image-text content continuation, and question-based interleaved image-text generation**. To assess the performance of these newly introduced tasks, we implement a comprehensive evaluation framework considering metrics such as METEOR [20], ROUGE [21] for text quality, and FID [22] and IS [23] for image quality. To accurately evaluate open-ended interleaved image-text generation content, we develop a series of metrics and leverage powerful MLLM (*e.g.*, GPT4o [24]) for assessment. These tasks and evaluations pave the way for novel approaches in evaluating MLLMs by addressing critical gaps in current benchmarks.

Conclusively, our contributions are as follows:

- 1) We introduce CoMM, a high-quality coherent interleaved image-text dataset designed to address the limitations of existing datasets by ensuring coherent narrative, consistent entity and style, and strong semantic alignment between images and text.
- 2) CoMM introduces four novel benchmark tasks and associated evaluation metrics to comprehensively evaluate multimodal understanding and generation capabilities of MLLMs.
- 3) Extensive ablations across various downstream tasks demonstrate the high-quality of CoMM and its effectiveness in enhancing the understanding and generation capabilities of MLLMs.

## 2 Related Work

**Interleaved Image-Text Web Document Datasets.** Training on interleaved image-text web documents has demonstrated superior performance over image-description pairs, as evidenced by studies such as Flamingo [25] and KOSMOS-1 [26]. These findings underscore the significant advantages of utilizing the richer and more meaningful correlations inherent in interleaved image-text documents [14]. However, the training data in these two studies is not made publicly available.

The scarcity of interleaved image-text data has been addressed by the introduction of two datasets: MMC4 [2] and OBELICS [14]. MMC4 builds upon the text-only C4 corpus [27] by integrating images into text passages using CLIP features. In contrast, OBELICS emphasizes comprehensive filtering strategies and preserves the original structure of web pages. These datasets present a diverse and extensive interleaved image-text corpus for multimodal language models. Despite their depth and breadth, they exhibit notable deficiencies in document quality, such as weaker completeness and image-text coherence (*cf.*, Table 1). Additionally, as depicted in Figure 2, their documents lack comprehensiveness in the image modality, with most documents containing only one or two

images. To address this, we propose CoMM that focuses explicitly on coherence-rich scenarios with more image illustrations. CoMM greatly enhances the baseline’s [28] performance (in Table 2), highlighting the critical role of a high-quality coherent interleaved image-text training corpus.

**Modeling of Interleaved Image-Text Data.** The impressive performance of language modeling by LLM motivates researchers to delve deeper into the comprehension and generation capabilities of multimodal data. Flamingo [25] introduces image tokens into the language modeling process, facilitating interleaved image-text input and enabling few-shot transfer to tasks (*e.g.*, VQA). Emu [29] leverages Stable Diffusion [30] as the image decoder, enabling the generation of image or text from interleaved image-text input. DreamLLM [8] pioneers the generation of free-form interleaved image-text outputs by modeling text and image within a unified multimodal space.

Recent research has increasingly focused on the intrinsic requirement of interleaved image-text modeling: capturing multimodal coherence while generating interleaved image-text content. OpenLEAF [1] underscores the importance of maintaining semantic and stylistic consistency between generated images. It also proposes a training-free baseline and employs BingChat [31] to evaluate the two types of consistency. MM-Interleaved [32] introduces the multimodal feature synchronizer to extract context-sensitive, multi-scale image features, thereby more effectively capturing multimodal context coherence and visual consistency. Nonetheless, focusing solely on the model level to meet the intrinsic multimodal coherence requirement is insufficient. Therefore, our high-quality data that strictly adhere to this requirement are essential to fully realize the potential of MLLMs.

### 3 CoMM Dataset

The CoMM dataset is collected from high-quality interleaved image-text content sourced from various websites, focusing on instructional steps and visual stories. Besides, we apply multi-perspective quality filter strategies on text sequences, image sequences, and image-text alignment, leveraging advanced models, *e.g.*, CLIP [13] and LLMs [12], to enhance the dataset’s coherence and relevance<sup>2</sup>.

#### 3.1 Dataset Construction

**Collection Process.** As mentioned above, we gather specific interleaved image-text data to preliminarily ensure the coherence and consistency of our dataset. To achieve this, we explore websites that are likely to provide high-quality interleaved content, such as instructional steps and visual stories. We collect raw data from these sources<sup>2</sup> and download the corresponding text and images. Initially, we apply basic data cleaning techniques, including de-duplication and filtering out images with low resolution, to refine the collected data.

*Discarding NSFW images.* To address potential ethical implications, we follow the [2] by utilizing an advanced NSFW binary image classifier [33]. This classifier is devised as a 4-layer multi-layer perceptron (MLP) that has been fully trained on the NSFW dataset from LAION-2B [34]. Specifically, it utilizes features extracted from OpenAI’s CLIP ViT-L/14 model [13] as input, achieving an impressive accuracy of 97.4% on the NSFW test dataset. For each image processed, we employ the classifier to predict the NSFW probability. Images yielding a probability greater than 0.1 are automatically excluded from further consideration.

**Qualities Filter Strategy.** Due to the inherent noises in the gathered raw data, the data still contains inconsistent and irrelevant content. Thus, we further employ a multi-perspective filter strategy to ensure the quality and coherence of the dataset. Specifically, it involves three following components<sup>2</sup>:

1) *Text Sequence Filter.* For text sequences, the most important aspect is the contextual development and cohesive connection between them. To maintain a smooth and logical flow of the text, we employ LLMs (*e.g.*, Llama3 [12]) to evaluate the **development** and **coherence** among text steps in a document (prompt details are in the Appendix). According to evaluation scores, we eliminate sequences that lack coherence and relevance in their content, producing a higher-quality text corpus.

2) *Image Sequence Filter.* As for image sequences, visual consistency and relevance are key factors in maintaining the quality of the content. To assess the coherence and development of image sequences,

---

<sup>2</sup>Due to space constraints, more details are left in the Appendix.

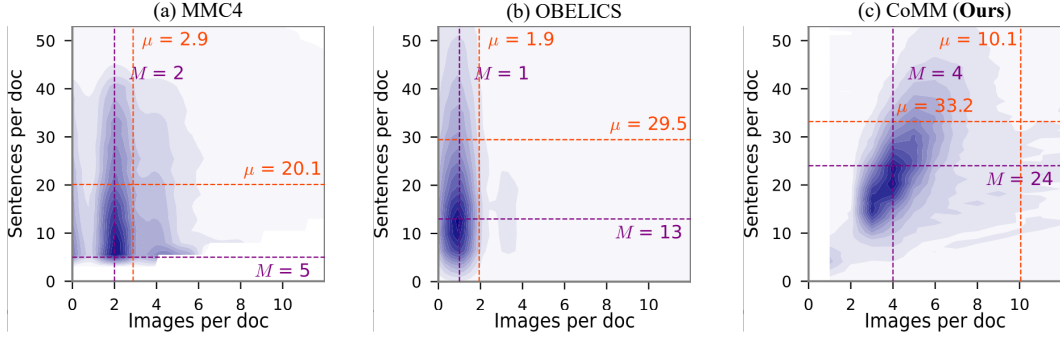


Figure 2: Visualization of the image-sentence numbers per document distribution of three datasets. The  $\mu$  and  $M$  denote the mean/median number of images/sentences in documents, respectively.

we devise a metric  $\mathcal{F}(\cdot)$  through the CLIP’s visual encoder [13]:

$$\mathcal{F}(\{x_i | 1 \leq i \leq N\}) = \frac{1}{N-1} \sum_{i=2}^N \text{Sim}(x_i, x_{i-1}) - \frac{2}{(N-1)(N-2)} \left( \sum_{i=2}^N \sum_{j=1}^{i-1} \text{Sim}(x_i, x_j) \right), \quad (1)$$

where  $\{x_i | 1 \leq i \leq N\}$  denotes the sequence of images from 1 to  $N$ ,  $\text{Sim}(\cdot, \cdot)$  denotes the cosine similarity score between two images calculated by the CLIP’s visual encoder. The first term denotes the average similarity between consecutive images, promoting smooth transitions and visual coherence within the sequence, while the second term represents the average similarity between all pairs of images, ensuring overall diversity and development. In this way, we can effectively balance coherence and diversity, ensuring that the image sequence is both visually consistent and contextually developed. By applying the image sequence filter, we can identify and eliminate sequences that lack connection or development, resulting in more polished and visually appealing images.

3) *Image-Text Alignment Filter*. This filter aims to ensure that the images and text are not only relevant to each other but also maintain a coherent narrative throughout the document. We first utilize CLIP [13] to calculate the CLIP similarity scores between images and text and remove those whose scores are less than 0.1. Since CLIP is trained on individual image-text pairs, where the text often serves as the image’s caption, it tends to favor concrete descriptions (*i.e.*, object descriptions and attributes) [35]. However, in an interleaved image-text document, the text for each step describes progress with associated images (*e.g.*, in Figure 1(d), each text focuses on a cooking action linked to previous steps) which is associated with previous steps. Therefore, we also employ advanced MLLM (*e.g.*, GPT-4o [24] or Llama3 [12]) to assess and filter image-text pairs, as these models can better judge current image-text alignment by considering the previous context.

### 3.2 Dataset Statistic

After filtering, our dataset contains 227K documents with 2.28M images. Further, Figure 2 illustrates the distribution of image-sentence number per document across MMC4, OBELICS, and CoMM datasets. Darker colors indicate a higher number of documents. The  $\mu$  and  $M$  represent the average and the most common number of images/sentences per document, respectively. For MMC4 and OBELICS, the distribution of images per document is highly concentrated around very low values of  $M$  (2 and 1 per document, respectively). This indicates a significant scarcity of the image modality in their multimodal data, which directly limits the models’ multimodal in-context learning ability.

Examining Figure 2(a) and Figure 2(b) distributions, it is evident that the number of images does not significantly change with an increase in the number of sentences. However, in practical scenarios, longer documents are more likely to contain a greater number of illustrations, which aids in modeling longer multimodal contexts. In contrast, CoMM features a larger quantity of images per document ( $M = 4$ ,  $\mu = 10.1$ ), which significantly enhances the dataset’s image modality while focusing on multimodal coherence. Furthermore, CoMM exhibits a trend where longer documents tend to include more image illustrations, thereby facilitating the modeling of longer multimodal contexts.

## 4 Interleaved Generation Task and Benchmark

### 4.1 Task Formulation

In this section, we propose four benchmark tasks to evaluate MLLMs’ interleaved generation capabilities. For ease of presentation, we utilize  $\{x_i|1 \leq i \leq N\}$  and  $\{t_i|1 \leq i \leq N\}$  to represent the image sequences and text sequences, respectively. Besides, we use  $t_{\text{prompt}}$  as the text prompt, and  $\mathcal{F}_\theta(\cdot)$  as the model with parameter  $\theta$ . The detailed formulations of tasks are outlined as follows:

**Task 1: Image-to-Text Sequence Generation.** This task evaluates the model’s capability to generate coherent and contextually appropriate narratives based on sequential images. The objective is to predict the corresponding text sequences from the given image sequences:

$$\{t_i|1 \leq i \leq N\} = \mathcal{F}_\theta(t_{\text{prompt}}, x_1, \dots, x_N). \quad (2)$$

**Task 2: Text-to-Image Sequence Generation.** This task assesses the model’s proficiency in generating image sequences that accurately represent provided textual descriptions. The goal is to predict the corresponding image sequences from the given text sequences:

$$\{x_i|1 \leq i \leq N\} = \mathcal{F}_\theta(t_{\text{prompt}}, t_1, \dots, t_N). \quad (3)$$

**Task 3: Interleaved Image-Text Content Continuation.** It measures the model’s ability to seamlessly continue content in an interleaved image-text format. The model needs to predict the outputs of the remaining image-text steps based on the interleaved image-text content in the previous  $k$  steps:

$$\{t_i, x_i|k < i \leq N\} = \mathcal{F}_\theta(t_{\text{prompt}}, t_1, x_1, \dots, t_k, x_k). \quad (4)$$

**Task 4: Question-based Interleaved Image-Text Generation.** This challenging task requires the model to generate interleaved content based on a given question, testing its understanding and generative reasoning abilities across modalities. The model needs to predict the outcomes of all image-text steps based on the given question:

$$\{t_i, x_i|1 \leq i \leq N\} = \mathcal{F}_\theta(t_{\text{prompt}}). \quad (5)$$

### 4.2 Evaluation Metric

This section lists the evaluation metrics for assessing the quality of generated results. Our evaluation framework<sup>2</sup> measures textual accuracy, visual fidelity, and the coherence of multi-modal outputs.

**Evaluation for Text Sequence Generation.** Generating narratives for a series of images shares similarities with the established task of image captioning. Consequently, we directly apply traditional image captioning metrics like *ROUGE* [21] and *METEOR* [20] at both the step and document levels. Additionally, we propose *Illustration Relevance Score* (IRS) to assess the relevance between image illustration and text context in the final document. Specifically, we simulate the human document creation process by first generating detailed image descriptions from the text context and then assessing the consistency between these descriptions and corresponding images using GPT-4o [24].

**Evaluation for Image Sequence Generation.** We evaluate the quality of image illustrations on four key assessment aspects including image quality, style consistency between generated images, reconstruction on referenced images, and IRS. To evaluate image quality, we use *Fréchet Inception Distance* (FID) [22] with ground truth reference and *Inception Score* (IS) [23]. For assessing style consistency, we employ the *Structural Similarity Index Measure* (SSIM), and for ground truth reconstruction evaluation, we adopt the *Peak Signal-to-Noise Ratio* (PSNR).

**Evaluation for Interleaved Image-Text Generation.** We use MLLM (GPT-4o [24]) for a comprehensive assessment of linguistic and visual coherence. GPT-4o evaluates four aspects: image sequence coherence, image quality, document completeness, and IRS. For image sequence coherence, we check *style*, *entity* consistency, and content *trend* alignment between image and text sequence. *Image quality* is evaluated on authenticity, integrity, clarity, and aesthetics. Document *completeness* is scored based on how thoroughly the content covers the topic.

## 5 Experiments

### 5.1 Datasets Quality Comparison

**Settings.** In this section, we compare the quality of our dataset with previous interleaved image-text datasets (*e.g.*, MMC4 [2] and OBELICS [14]) focusing on text sequences, image sequences, and image-text alignment. We utilize powerful LLMs (*e.g.*, Llama3 [12] and GPT-4o [24]) to assess the text development, text completeness, and image-text alignment of these datasets. Each metric is scored on a scale of 0 to 10, with detailed definitions and prompts provided in the Appendix. For MMC4 and OBELICS, we randomly sample 5,000 documents from their data. We evaluate our entire dataset with Llama3 and randomly sample 5,000 documents for assessment by GPT-4o. To evaluate image sequence quality, we employ the metric  $\mathcal{F}$  as cited in Eq. (1).

**Quantitative Results.** As shown in Table 1, our dataset surpasses MMC4 and OBELICS across all evaluated dimensions. Notably, the score difference in development, completeness, and image-text alignment is more pronounced when evaluated by GPT-4o, a more powerful MLLM. Furthermore, the image sequence metric underscores the superior quality of our data, reflecting higher scores compared to MMC4 and OBELICS. These results affirm the high quality of our dataset in interleaved image-text data.

Table 1: Quality comparison of interleaved image-text datasets. “DLP” stands for Development, “CPL” signifies Completeness, “ITA” represents Image-Text Alignment, “ImgS” refers to Image Sequence, “L.3” denotes Llama3 [12], and “G.4o” is GPT-4o [24].

Datasets	DLP		CPL		ITA		ImgS
	L.3 / G.4o	L.3 / G.4o	L.3 / G.4o	L.3 / G.4o	L.3 / G.4o	L.3 / G.4o	
MMC4 [2]	5.56 / 4.75	6.28 / 5.12	6.53 / 4.66	0.21			
OBELICS [14]	5.60 / 5.97	6.51 / 5.88	5.00 / 3.81	1.00			
CoMM (Ours)	<b>6.93 / 7.64</b>	<b>7.44 / 7.07</b>	<b>7.46 / 8.91</b>	<b>4.27</b>			

### 5.2 In-Context Multimodal Understanding

**Setting.** To further demonstrate the high-quality and validate the efficacy of our dataset in promoting in-context understanding, we conduct experiments using few-shot learning settings on several downstream tasks (COCO [18], Flickr30k [36], VQAv2 [15], OKVQA [19], TextVQA [37], VizWiz [16], and HatefulMemes [17]). Few-shot learning is critical for assessing a model’s ability of in-context understanding. In our experiments, few-shot scenarios are simulated by providing the model with a small number of example queries and their corresponding answers before it is evaluated on new queries. We consider various shot settings (0, 4, 8, 16, and 32) to understand the model’s performance across different levels of supervision.

**Quantitative Results.** Table 2 presents the results for the baseline model and its enhancements with MMC4, OBELICS, and our proposed dataset. As observed from Table 2, our method consistently outperforms the performance of MMC4 and OBELICS across all shot settings, demonstrating superior generalization and in-context learning capabilities. Particularly noticeable improvements are seen in the COCO and TextVQA datasets, where our method exceeds the baseline by significant margins in nearly all shot settings. This superior performance underlines the strength of our dataset in enabling models to better learn from context and apply learned knowledge to unseen instances. Furthermore, our dataset surpasses the baseline in all tasks with more shot settings, maintaining its advantage with longer context few-shot data, as shown in the 16-shot and 32-shot scenarios.

### 5.3 Interleaved Generation Tasks

**Baselines.** This section introduces baselines developed from several state-of-the-art approaches, *i.e.*, MiniGPT-5 [4], SEED-Llama [38], and Emu2 [3], to assess their effectiveness in generating interleaved image-text content. Details of these models are thoroughly provided in the Appendix. To construct the baselines, we fine-tune each of these models using our CoMM dataset. We employ a rigorous evaluation, assessing them on benchmark tasks involving interleaved image-text generation and understanding.

**Quantative Results.** As shown in Table 3, the quantitative results clearly illustrate the varying performance of MiniGPT-5, SEED-Llama, and Emu2 across the four interleaved generation tasks. For I2T Sequence Generation (Task1), MiniGPT-5 achieves the highest scores in METEOR, ROUGE\_L, but falls short in Illustration Relevance Score (IRS) where SEED-Llama (14B) leads with a score of 8.13. For T2I Sequence Generation (Task2), MiniGPT-5 excels with the lowest FID score of 56.51,

Table 2: Performance comparison of different datasets, with the baseline model Open-Flamingo 9B [28]. Evaluations were in an open-ended setting for VQA tasks with random in-context examples. (Task, Metric, Query Split): (COCO [18], CIDEr, test), (Flickr30k [36], CIDEr, test (Karpathy)), (VQAv2 [15], VQA accuracy, testdev), (OKVQA [19], VQA accuracy, val), (TextVQA [37], VQA accuracy, val), (VizWiz [16], VQA accuracy, testdev), (HatefulMemes [17], ROC-AUC, test seen).

	Shot	COCO	Flickr30k	VQAv2	OKVQA	TextVQA	VizWiz	HatefulMemes
Baseline		79.5	59.5	<b>52.7</b>	37.8	24.2	<b>27.5</b>	51.6
+ MMC4 [2]	0	97.1	67.0	45.8	29.8	23.4	15.0	54.6
+ OBELICS [14]		83.5	51.5	50.9	38.9	25.6	21.9	53.8
+ CoMM (Ours)		<b>100.3</b>	<b>69.8</b>	52.6	<b>41.3</b>	<b>33.5</b>	23.6	<b>54.8</b>
Baseline		89.0	65.8	<b>54.8</b>	40.1	28.2	<b>34.1</b>	54.0
+ MMC4 [2]	4	103.3	68.8	49.5	36.7	28.7	24.4	55.0
+ OBELICS [14]		103.7	65.2	53.2	43.0	31.4	29.9	55.7
+ CoMM (Ours)		<b>107.0</b>	<b>73.2</b>	53.6	<b>42.9</b>	<b>35.7</b>	30.1	<b>55.2</b>
Baseline		96.3	62.9	<b>54.8</b>	41.1	29.1	<b>38.5</b>	<b>54.7</b>
+ MMC4 [2]	8	103.6	67.9	50.5	39.0	28.8	32.7	51.3
+ OBELICS [14]		101.9	63.9	53.7	<b>44.5</b>	32.2	37.2	51.2
+ CoMM (Ours)		<b>108.0</b>	<b>74.8</b>	54.2	<b>44.5</b>	<b>35.4</b>	37.9	52.5
Baseline		98.8	62.8	<b>54.3</b>	42.7	27.3	42.5	53.9
+ MMC4 [2]	16	102.9	65.5	50.0	39.1	26.4	36.9	57.2
+ OBELICS [14]		100.8	58.0	53.1	45.3	30.2	42.4	57.8
+ CoMM (Ours)		<b>109.3</b>	<b>71.5</b>	54.2	<b>46.9</b>	<b>35.8</b>	<b>43.5</b>	<b>59.9</b>
Baseline		99.5	61.3	53.3	42.4	23.8	44.0	53.8
+ MMC4 [2]	32	94.9	56.4	48.3	35.6	20.0	37.7	49.2
+ OBELICS [14]		96.5	53.1	52.0	43.6	26.8	44.5	56.1
+ CoMM (Ours)		<b>111.9</b>	<b>70.7</b>	<b>54.0</b>	<b>46.6</b>	<b>34.9</b>	<b>45.7</b>	<b>57.3</b>
Baseline		99.5	61.3	53.3	42.4	23.8	44.0	53.8

Table 3: Comparison of performance among MiniGPT-5 [4], SEED-Llama [38], and Emu2 [29] on the four generation tasks. “M.S.” and “R.S.” represent METEOR [20] and ROUGE\_L [21] for step-by-step evaluation, while “M.W.” and “R.W.” correspond to METEOR and ROUGE\_L for whole document evaluation. “CPL.” stands for Completeness, “ImgQ” indicates Image Quality, “IRS” means Illustration Relevance Score, and “↓” denotes that lower values are better.

Methods	Size	I2T Sequence Generation (Task1)					Continuation Generation (Task3)					
		M.S.	R.S.	M.W.	R.W.	IRS	Style	Entity	Trend	CPL.	ImgQ	IRS
MiniGPT-5 [4]	7B	<b>4.60</b>	<b>8.64</b>	<b>9.10</b>	<b>10.67</b>	7.39	5.58	5.21	5.24	6.33	6.36	2.56
SEED-Llama [38]	8B	2.29	6.34	4.20	7.33	6.99	6.28	5.84	5.72	6.28	6.55	2.92
SEED-Llama [38]	14B	3.16	8.12	5.71	8.17	<b>8.13</b>	6.68	6.22	6.13	6.66	6.67	<b>3.23</b>
Emu2 [3]	33B	3.65	8.41	7.43	8.62	5.01	<b>8.22</b>	<b>7.99</b>	<b>7.97</b>	<b>8.49</b>	<b>8.62</b>	2.42
Methods	Size	T2I Sequence Generation (Task2)					Question-based Generation (Task4)					
		FID↓	IS	SSIM	PSNR	IRS	Style	Entity	Trend	CPL.	ImgQ	IRS
MiniGPT-5 [4]	7B	<b>56.51</b>	7.60	20.66	7.57	5.48	5.65	5.20	5.25	5.81	6.15	<b>2.71</b>
SEED-Llama [38]	8B	57.96	8.40	20.53	7.87	5.27	7.55	6.81	6.15	5.13	6.36	1.46
SEED-Llama [38]	14B	66.23	<b>11.06</b>	<b>20.83</b>	<b>8.12</b>	<b>6.24</b>	7.51	6.61	6.30	6.13	6.66	2.50
Emu2 [3]	33B	60.45	6.34	20.96	7.91	4.17	<b>8.41</b>	<b>7.56</b>	<b>7.63</b>	<b>7.54</b>	<b>7.59</b>	2.02

while SEED-Llama (14B) surpasses IS, SSIM, PSNR, and IRS metrics, suggesting stronger visual fidelity and semantic similarity. Emu2 tops in Continuation Generation (Task3) with the highest scores in Style, Entity, Trend, Completeness, and Image Quality. In Question-based Generation (Task4), Emu2 dominates in Style, Entity, Trend, Completeness, and Image Quality, while MiniGPT-5 manages to secure the lead in IRS. Overall, these results highlight the strengths and weaknesses of each model in handling different aspects of interleaved image-text generation tasks, providing valuable insights for future research and model improvements.

**Multimodal Generation Qualitative Analysis.** As illustrated in Figure 1 and Figure 3, the interleaved image-text content generated by models [3, 4, 38] trained on MMC4 [2] shows a noticeable difference when compared to the content generated by models trained on our datasets. Our models produce content that is more consistent with the previous input context (e.g., textual coherence and entity consistency). By ensuring higher coherence, consistency, and alignment, CoMM sets a new standard for training datasets in the realm of multimodal large language models. More visualizations are available in the Appendix.





Figure 3: Visualization of interleaved image-text content generation from SEED-Llama [38] (Top) and MiniGPT-5 [4] (Bottom) separately trained by MMC4  [2] and CoMM  (Ours).

## 6 Conclusion

In this paper, we introduced CoMM, a high-quality coherent interleaved image-text dataset designed to overcome the limitations of existing multimodal large language models (MLLMs) in generating coherent and contextually integrated content. By sourcing diverse instructional content and visual storytelling, and implementing a rigorous filtering strategy, CoMM ensures high-quality alignment of text and images. Extensive few-shot experiments demonstrate that CoMM significantly enhances the in-context learning capabilities of MLLMs across various downstream tasks, surpassing existing datasets in text completeness, image-text alignment, and entity consistency, thereby setting a new benchmark in the domain of multimodal datasets.

Additionally, we proposed four novel tasks to evaluate the interleaved generation abilities of MLLMs, supported by a comprehensive evaluation framework with detailed and robust metrics. Our contributions underscore the importance of high-quality interleaved image-text data in advancing MLLM capabilities. By setting new standards for dataset quality and evaluation, CoMM paves the way for next-generation AI models that excel in multimodal understanding and in-context learning.

## References

- [1] Jie An, Zhengyuan Yang, Linjie Li, Jianfeng Wang, Kevin Lin, Zicheng Liu, Lijuan Wang, and Jiebo Luo. Openleaf: Open-domain interleaved image-text generation and evaluation. *arXiv preprint arXiv:2310.07749*, 2023.
- [2] Wanrong Zhu, Jack Hessel, Anas Awadalla, Samir Yitzhak Gadre, Jesse Dodge, Alex Fang, Youngjae Yu, Ludwig Schmidt, William Yang Wang, and Yejin Choi. Multimodal c4: An open, billion-scale corpus of images interleaved with text. *NeurIPS*, 2023.
- [3] Quan Sun, Yufeng Cui, Xiaosong Zhang, Fan Zhang, Qiyang Yu, Zhengxiong Luo, Yueze Wang, Yongming Rao, Jingjing Liu, Tiejun Huang, et al. Generative multimodal models are in-context learners. *arXiv preprint arXiv:2312.13286*, 2023.
- [4] Kaizhi Zheng, Xuehai He, and Xin Eric Wang. Minigpt-5: Interleaved vision-and-language generation via generative vokens. *arXiv preprint arXiv:2310.02239*, 2023.
- [5] Jing Yu Koh, Daniel Fried, and Russ R Salakhutdinov. Generating images with multimodal language models. *NeurIPS*, 2024.
- [6] Josh Achiam, Steven Adler, Sandhini Agarwal, Lama Ahmad, Ilge Akkaya, Florencia Leoni Aleman, Diogo Almeida, Janko Altschmidt, Sam Altman, Shyamal Anadkat, et al. Gpt-4 technical report. *arXiv preprint arXiv:2303.08774*, 2023.
- [7] Dustin Podell, Zion English, Kyle Lacey, Andreas Blattmann, Tim Dockhorn, Jonas Müller, Joe Penna, and Robin Rombach. Sd-xl: Improving latent diffusion models for high-resolution image synthesis. *arXiv preprint arXiv:2307.01952*, 2023.
- [8] Runpei Dong, Chunrui Han, Yuang Peng, Zekun Qi, Zheng Ge, Jinrong Yang, Liang Zhao, Jianjian Sun, Hongyu Zhou, Haoran Wei, et al. Dreamllm: Synergistic multimodal comprehension and creation. *arXiv preprint arXiv:2309.11499*, 2023.
- [9] Yuying Ge, Sijie Zhao, Jinguo Zhu, Yixiao Ge, Kun Yi, Lin Song, Chen Li, Xiaohan Ding, and Ying Shan. Seed-x: Multimodal models with unified multi-granularity comprehension and generation. *arXiv preprint arXiv:2404.14396*, 2024.
- [10] Jason Wei, Xuezhi Wang, Dale Schuurmans, Maarten Bosma, Fei Xia, Ed Chi, Quoc V Le, Denny Zhou, et al. Chain-of-thought prompting elicits reasoning in large language models. *NeurIPS*, 2022.
- [11] WikiHow. <https://www.wikihow.com>.
- [12] Meta. <https://llama.meta.com/llama3>, 2024.
- [13] Alec Radford, Jong Wook Kim, Chris Hallacy, Aditya Ramesh, Gabriel Goh, Sandhini Agarwal, Girish Sastry, Amanda Askell, Pamela Mishkin, Jack Clark, et al. Learning transferable visual models from natural language supervision. In *ICML*, 2021.
- [14] Hugo Laurençon, Lucile Saulnier, Léo Tronchon, Stas Bekman, Amanpreet Singh, Anton Lozhkov, Thomas Wang, Siddharth Karamcheti, Alexander Rush, Douwe Kiela, et al. Obelics: An open web-scale filtered dataset of interleaved image-text documents. *NeurIPS*, 2023.
- [15] Yash Goyal, Tejas Khot, Douglas Summers-Stay, Dhruv Batra, and Devi Parikh. Making the v in vqa matter: Elevating the role of image understanding in visual question answering. In *CVPR*, 2017.
- [16] Danna Gurari, Qing Li, Abigale J Stangl, Anhong Guo, Chi Lin, Kristen Grauman, Jiebo Luo, and Jeffrey P Bigham. Vizwiz grand challenge: Answering visual questions from blind people. In *CVPR*, 2018.
- [17] Douwe Kiela, Hamed Firooz, Aravind Mohan, Vedanuj Goswami, Amanpreet Singh, Pratik Ringshia, and Davide Testuggine. The hateful memes challenge: Detecting hate speech in multimodal memes. *NeurIPS*, 2020.
- [18] Tsung-Yi Lin, Michael Maire, Serge Belongie, James Hays, Pietro Perona, Deva Ramanan, Piotr Dollár, and C Lawrence Zitnick. Microsoft coco: Common objects in context. In *ECCV*, 2014.
- [19] Kenneth Marino, Mohammad Rastegari, Ali Farhadi, and Roozbeh Mottaghi. Ok-vqa: A visual question answering benchmark requiring external knowledge. In *CVPR*, 2019.
- [20] Satantjeev Banerjee and Alon Lavie. Meteor: An automatic metric for mt evaluation with improved correlation with human judgments. In *ACL Workshop*, pages 65–72, 2005.
- [21] Chin-Yew Lin. Rouge: A package for automatic evaluation of summaries. In *Text summarization branches out*, 2004.
- [22] Martin Heusel, Hubert Ramsauer, Thomas Unterthiner, Bernhard Nessler, and Sepp Hochreiter. Gans trained by a two time-scale update rule converge to a local nash equilibrium. *NeurIPS*, 2017.
- [23] Tim Salimans, Ian Goodfellow, Wojciech Zaremba, Vicki Cheung, Alec Radford, and Xi Chen. Improved techniques for training gans. *NeurIPS*, 2016.

- [24] OpenAI. <https://openai.com/index/hello-gpt-4o/>, 2024.
- [25] Jean-Baptiste Alayrac, Jeff Donahue, Pauline Luc, Antoine Miech, Iain Barr, Yana Hasson, Karel Lenc, Arthur Mensch, Katherine Millican, Malcolm Reynolds, et al. Flamingo: a visual language model for few-shot learning. *NeurIPS*, 2022.
- [26] S Huang, L Dong, W Wang, Y Hao, S Singhal, S Ma, T Lv, L Cui, OK Mohammed, Q Liu, et al. Language is not all you need: aligning perception with language models. *arXiv preprint arXiv:2302.14045*, 2023.
- [27] Colin Raffel, Noam Shazeer, Adam Roberts, Katherine Lee, Sharan Narang, Michael Matena, Yanqi Zhou, Wei Li, and Peter J Liu. Exploring the limits of transfer learning with a unified text-to-text transformer. *JMLR*, 2020.
- [28] Anas Awadalla, Irena Gao, Josh Gardner, Jack Hessel, Yusuf Hanafy, Wanrong Zhu, Kalyani Marathe, Yonatan Bitton, Samir Gadre, Shiori Sagawa, et al. Openflamingo: An open-source framework for training large autoregressive vision-language models. *arXiv preprint arXiv:2308.01390*, 2023.
- [29] Quan Sun, Qiyang Yu, Yufeng Cui, Fan Zhang, Xiaosong Zhang, Yueze Wang, Hongcheng Gao, Jingjing Liu, Tiejun Huang, and Xinlong Wang. Emu: Generative pretraining in multimodality. In *ICLR*, 2023.
- [30] Robin Rombach, Andreas Blattmann, Dominik Lorenz, Patrick Esser, and Björn Ommer. High-resolution image synthesis with latent diffusion models. In *CVPR*, 2022.
- [31] Microsoft. Bingchat. <https://www.microsoft.com/en-us/edge/features/bing-chat>, 2023. Accessed: 2023-10-09.
- [32] Changyao Tian, Xizhou Zhu, Yuwen Xiong, Weiyun Wang, Zhe Chen, Wenhai Wang, Yuntao Chen, Lewei Lu, Tong Lu, Jie Zhou, et al. Mm-interleaved: Interleaved image-text generative modeling via multi-modal feature synchronizer. *arXiv preprint arXiv:2401.10208*, 2024.
- [33] Samir Yitzhak Gadre, Gabriel Ilharco, Alex Fang, Jonathan Hayase, Georgios Smyrnis, Thao Nguyen, Ryan Marten, Mitchell Wortsman, Dhruva Ghosh, Jieyu Zhang, et al. Datacomp: In search of the next generation of multimodal datasets. *NeurIPS*, 36, 2023.
- [34] Christoph Schuhmann, Romain Beaumont, Richard Vencu, Cade Gordon, Ross Wightman, Mehdi Cherti, Theo Coombes, Aarush Katta, Clayton Mullis, Mitchell Wortsman, et al. Laion-5b: An open large-scale dataset for training next generation image-text models. *NeurIPS*, 35:25278–25294, 2022.
- [35] Samuel Lavoie, Polina Kirichenko, Mark Ibrahim, Mahmoud Assran, Andrew Gordon Wildon, Aaron Courville, and Nicolas Ballas. Modeling caption diversity in contrastive vision-language pretraining. *arXiv preprint arXiv:2405.00740*, 2024.
- [36] Peter Young, Alice Lai, Micah Hodosh, and Julia Hockenmaier. From image descriptions to visual denotations: New similarity metrics for semantic inference over event descriptions. *TACL*, 2014.
- [37] Amanpreet Singh, Vivek Natarajan, Meet Shah, Yu Jiang, Xinlei Chen, Dhruv Batra, Devi Parikh, and Marcus Rohrbach. Towards vqa models that can read. In *CVPR*, 2019.
- [38] Yuying Ge, Sijie Zhao, Ziyun Zeng, Yixiao Ge, Chen Li, Xintao Wang, and Ying Shan. Making llama see and draw with seed tokenizer. *arXiv preprint arXiv:2310.01218*, 2023.
- [39] Chang Liu, Haoning Wu, Yujie Zhong, Xiaoyun Zhang, and Weidi Xie. Intelligent grimm–open-ended visual storytelling via latent diffusion models. *arXiv preprint arXiv:2306.00973*, 2023.
- [40] Weihang Wang, Qingsong Lv, Wenmeng Yu, Wenyi Hong, Ji Qi, Yan Wang, Junhui Ji, Zhuoyi Yang, Lei Zhao, Xixuan Song, Jiazheng Xu, Bin Xu, Juanzi Li, Yuxiao Dong, Ming Ding, and Jie Tang. Cogvlm: Visual expert for pretrained language models, 2023.
- [41] Edward J Hu, Yelong Shen, Phillip Wallis, Zeyuan Allen-Zhu, Yuanzhi Li, Shean Wang, Lu Wang, and Weizhu Chen. Lora: Low-rank adaptation of large language models. *arXiv preprint arXiv:2106.09685*, 2021.
- [42] Hugo Touvron, Thibaut Lavril, Gautier Izacard, Xavier Martinet, Marie-Anne Lachaux, Timothée Lacroix, Baptiste Rozière, Naman Goyal, Eric Hambro, Faisal Azhar, et al. Llama: Open and efficient foundation language models. *arXiv preprint arXiv:2302.13971*, 2023.

## Appendix

### A Details of Our Dataset

**Data Source.** As shown in Table 4, we collect our data from five sources. For StoryGen [39], we use only the original source images and employ Llama3 [12] to generate a more coherent and developed story text corpus. After filtering, CoMM contains 227K documents with 2.28M images and 139M

Table 4: Collected data source of CoMM.

Data Source	Document Ratio	Image Ratio	Text Token Ratio
www.wikihow.com	57.78%	30.02%	48.71%
www.ehow.com	3.31%	4.11%	2.53%
storybird.com	1.54%	1.22%	0.57%
StoryGen [39]	2.19%	1.76%	1.90%
www.instructables.com	35.18%	62.89%	46.28%

text tokens. The ratio of different data sources is presented in Table 4. We randomly sample 500 documents each for the validation and test splits, with the remaining documents used for training.

**Dataset Visualization.** As displayed in Figure 4, we compared samples from the MMC4 [2] dataset and our CoMM dataset derived from various data sources. The comparison reveals: 1) MMC4 exhibits relatively poor style consistency. For the same “duck” entity, one image is in cartoon style while another is realistic (*cf.* Figure 4(a)). 2) Our CoMM dataset maintains high consistency in both entity representation and style across all data sources. 3) CoMM demonstrates enhanced narrative and stylistic diversity, covering different content orientations: Instructables focuses on narrative closure, StoryBird and StoryGen emphasize cartoon-style storytelling, while WikiHow and eHow concentrate on instructional content through illustrative methods.

## B Ethical Discussion and License

**Ethical Discussion.** Collecting data from online sources comes with the risk of encountering content that may not be suitable for all audiences. Fortunately, this risk is minimized in our case because we focus on high-quality data, such as instructional steps and visual stories. Besides, these specific websites have their review/ editorial processes, which significantly improve data quality and reduce potential hazards. For example, WikiHow [11] claims that “the average WikiHow article has been edited by 23 people and reviewed by 16 people”. To further ensure the integrity of our dataset, we perform a rigorous screening process to filter out any NSFW content (as mentioned in Sec 3.1), trying to maintain a clean, and reliable dataset suitable for all users.

**License and Author Statement.** We release this dataset under a CC-BY license and Terms of Use that require disclosure when used for model training. This license does not override the original content licenses; all use must comply with the original licenses and data subjects’ rights. We clarify the user’s responsibilities and liabilities here. While we’ve tried our best to ensure data accuracy and legality, we cannot guarantee absolute correctness. We assume no liability for rights violations, including but not limited to copyright, privacy issues, or misuse of sensitive information.

By using this dataset, you accept full responsibility for legal or other consequences. You agree to adhere to all relevant laws, regulations, and ethical guidelines. Accessing or using this dataset signifies your acceptance of this statement and the CC-BY license terms. Disagreement with these terms means you are not authorized to use the dataset.

## C Filter Strategy and Evaluation Details

### C.1 Data Quality Filter Prompt.

Below is the prompt for ensuring data quality in text and image-text alignment. When using GPT-4o [24], which can see images directly, we input the original images directly. However, when using Llama3 [12], which cannot see images, we first employ CogVLM [40] to convert the image into a detailed caption, then input it in the “<IMAGE>image description</IMAGE>” format.

```
You are a master of multi-modal evaluation. Your task is to evaluate the quality of a docs that contains images and text. Images will be presented in the format <IMAGE>image description</IMAGE>. The textual content will be presented as plain text. Evaluate the following criteria:
```



Figure 4: Comparison of samples from different datasets. (a) from the MMC4 [2] dataset; (b)-(f) from different data sources within CoMM (Ours) dataset.

1. **Development:** Assess the coherence and logical flow of the data. Only the most logically consistent and well-integrated contexts should receive high scores.
2. **Completeness:** Check if the content provides a comprehensive and detailed overview of the topic. Full scores should only be given for thorough and exhaustive coverage.
3. **Interleaving of Images and Text:** Ensure that the images and text are perfectly aligned. Discrepancies or inconsistencies should result in significant deductions.

Scores should range widely to highlight exceptional quality or notable deficiencies. Each criterion should be evaluated and concluded with a score on a scale from 0 to 10, where 0-2 indicates major deficiencies and 8-10 indicates exemplary performance. Structure your response as follows:

```

<Development>
  <Problem>Brief description of any issues</Problem>
  <Score>Numerical rating</Score>
</Development>
<Completeness>
  <Problem>Brief description of any gaps</Problem>
  <Score>Numerical rating</Score>
</Completeness>
<Image-Text Interleaving>
  <Problem>Brief description of any discrepancies</Problem>
  <Score>Numerical rating</Score>
</Image-Text Interleaving>

```

Emphasize the identification of particularly strong or weak points in the Problem section. This feedback will guide you to adjust scores to be more polarized, reflecting a clear distinction between high and low quality.

```

Data to Review:
<data>
{}
</data>

```

## C.2 Evaluation Prompt for Interleaved Generation Content.

We explain the motivation and detailed prompt design of the GPT-4o evaluation here.

**Document Completeness, Image Sequence Coherence and Image Quality.** Here are the prompts for evaluating the document completeness, image sequence coherence, and image quality.

We are evaluating the results of a model designed for generating interleaved image-text documents. The model's input, starting with "INPUT:", can either be the beginning of a text-image interleaved document or a specified topic. Its output, starting with "OUTPUT:", will then be either a continuation of the document or content generated based on the given topic. The image with the index  $i$  will be enclosed by the symbols "<Img\_ $i$ >" and "</Img\_ $i$ >". The images are numbered sequentially from 0 to  $N$  (including the input images).

As an expert in multimodal evaluation, your task is to assess the quality of the output that includes both images and text. The images are numbered sequentially from 1 to  $n$  (include the input images). Use the guidelines below to assign a final score.

Scoring Guidelines:

- 0-3: Major deficiencies, misalignment, or inconsistency
- 4-7: Minor gaps, misalignment, or inconsistency
- 8-10: Complete and thorough alignment, strong consistency

## Scoring Criteria:

### 1. Image Coherence:

- Evaluate the consistency of style and entity between the output images. Assess whether the trend shown by the image sequence aligns with the text. Finally, an overall consistency score will be assigned to the image sequence.

### 2. Completeness:

- Summarize the output document's topic and evaluate how thorough and comprehensive the output content is.

Evaluate Thoroughness and Comprehensiveness:

Is the text content complete? Is there anything missing?

Is the image content complete? Are any images missing?

Do the images and text fully support each other? Is there any missing image or text?

### 3. Image Quality:

- Evaluate the quality of the output images based on the following aspects:

Realism: Determine whether the image resembles a real scene or object and identify any signs of artificial model synthesis

Completeness: Check if the objects in the image are fully intact, without any noticeable missing parts, truncation, or damage.

Clarity: Determine if the details are sufficient and if the image is free of blurriness or out-of-focus areas.

Composition balance: Evaluate the aesthetic quality and balance of the image composition, ensuring that the main subjects are well-framed and the composition is visually pleasing.

Assume the index of the first image in the output is K.

JSON Output Structure:

```
{
  "scores": {
    "Image_Coherence": {
      "pair_scores": {
        "image_K_and_K+1": {
          "style_consistency": 0-10,
          "entity_consistency": 0-10,
          "justification": "Brief explanation of any gap"
        },
        "image_K+1_and_K+2": {
          "style_consistency": 0-10,
          "entity_consistency": 0-10,
          "justification": "Brief explanation of any gap"
        }
        // Continue for remaining pairs...
      },
      "overall_score": {
        "style_consistency": 0-10,
        "entity_consistency": 0-10,
        "trend_consistency": 0-10,
        "overall_consistency": 0-10,
        "justification": "Brief explanation of overall consistency"
      }
    },
    "Completeness": {
      "Summarize": "brief summary",
      "Justification": "brief justification of any issue",
      "Score": 0-10
    }
  }
}
```

```

    "Image_Quality":{
      "Score": 0-10,
      "Justification": "brief justification of any deficiencies
        in image quality",
    }
  }
}

```

Data to Review:

**Illustration Relevance Score.** In our evaluation tests, we found that GPT-4o has a good understanding of images, but the text context will seriously influence this understanding. For example, when only images from a step-by-step instruction document are input, GPT-4o can accurately describe both the correctly ordered and reversed-ordered image contents. However, when the interleaved texts and images are input together, GPT-4o tends to produce similar descriptions for both the correctly ordered and reversed-ordered images, which is incorrect.

Thus we design an evaluation process similar to human document creation to mitigate this limitation. We first generate the required image content based on the text context and then evaluate the consistency between the image descriptions and the corresponding images. Specifically, this process involves two model invocations, the following are the prompts for the first invocation:

```

We are evaluating the results of a model designed for generating
interleaved image-text documents. The model's input, starting
with "INPUT:", can either be the beginning of a text-image
interleaved document or a specified topic. Its output, starting
with "OUTPUT:", will then be either a continuation of the document
or content generated based on the given topic. The image with
the index i will be enclosed by the symbols "<Img_i>" and "</Img_i
>". The images are numbered sequentially from 0 to N (include the
input images). Now we hide the output's images while preserving
the "<Img_i></Img_i>". As an expert in multimodal evaluation, you
are responsible for predicting the removed image's content based
on the input and the output text context.

```

Tasks:

1. Predict Each Image's Content:

```

For each image content prediction, predict the most probable and
suitable image content based on the input and text context in
the output. The description should consider the illustration
needs (What should the image illustrate to complement its
surrounding text context?), content description (Provide a
detailed description of what the image should contain.), and
context coherence (Ensure that the final narrative flows well
and forms a complete, coherent document.).

```

Assume the index of the first removed image in the output is K.

JSON Output Structure:

```

{
  "Tasks": {
    "Create an Interleaved Text-Image Document": {
      "Content of Image K": "predicted content of image K",
      "Content of Image K+1": "predicted content of image K+1",
      ...
      "Content of Image N": "predicted content of image N",
    }
  }
}

```

Data to Review:



After the first invocation, we reorganize the output descriptions with corresponding images and start the second model invocation with the following prompts:

```
As an expert in image description evaluation, your job is to assess
the consistency between two sets of images and their corresponding
descriptions. Use the criteria below to assign a final score.
The input will be formatted as description-image pairs like <
Description_i> image description </Description_i> <Img_i> image </
Img_i>. Note that sometimes one of the descriptions and the image
is missing, just score that input data as 0!

Scoring Guidelines:
0-3: Major deficiencies/misalignment/inconsistency,
4-7: Minor gaps/misalignment/inconsistency,
8-10: Complete and thorough alignment, strong consistency.

Scoring Criteria:

1. Consistency:
- Task: Evaluate the consistency between each image and its
corresponding description.
JSON Output Structure:
{
  "Consistency": {
    "image_1_score": 0-10,
    "image_2_score": 0-10,
    ...
    "image_n_score": 0-10,
    "overall_score": 0-10,
    "Justification": "Brief justification of any issue identified"
  }
}

Data to Review:
```

The output overall score is the IRS.

## D Model Training Detail

**MiniGPT-5** [4] combines the Stable Diffusion with LLMs through “generative vokens”. This model adopts a two-stage training strategy tailored for description-free multimodal generation. Initially, it focuses on extracting high-quality text-aligned visual features. In the subsequent stage, it ensures optimal coordination between visual and textual prompts, significantly enhancing its ability to generate coherent multimodal content.

*Training Settings.* We train MiniGPT-5 using 8 A100-80G GPUs, fine-tuning the parameters of the LoRA [41] layers (the rank is 32) in the LLM backbone and the Feature Mapper for output visual tokens. The learning rate is set to  $5e-5$  for the LoRA layers and  $5e-4$  for the other trainable parameters, with a total of 5 training epochs. All other settings follow those of MiniGPT-5.

**SEED-Llama** [38] equips the pre-trained LLM [42] with a VQ-based image tokenizer (SEED), which processes images into discrete tokens. This tokenizer utilizes a 1D causal dependency to align visual tokens with the autoregressive nature of LLMs, enhancing semantic coherence between text and images. Enhanced by extensive multimodal pretraining and fine-tuning under a next-word-prediction objective, SEED-Llama excels in handling both comprehension and generation tasks within a unified multimodal framework.

*Training Settings.* We train SEED-Llama-8B and SEED-Llama-14B using 8 A100-80G GPUs. Only the parameters of the LoRA [41] layers (with a rank of 16) in the LLM backbone are fine-tuned. The learning rate is set to  $1e-5$ , and the training consists of 10,000 steps.

**Emu2** [3] is a generative multimodal model, trained on large-scale multimodal sequences with a unified autoregressive objective. This model showcases significant capabilities in multimodal in-context learning, adept at complex tasks that require on-the-fly reasoning, such as visual prompting and object-grounded generation.

*Training Settings.* Emu2 is trained using 16 A100-80G GPUs. We fine-tune the parameters in the linear projection layer for input and output visual embeddings, as well as the LoRA [41] layers (with a rank of 32) within the LLM backbone. The learning rate is set to  $5e-5$ , and the training lasts for 5 epochs.

## E More Generation Visualization

**Qualitative Analysis of Interleaved Generation** We visualized the results of three baseline models (Emu2 [3], SEED-Llama [38], and MiniGPT-5 [4]) across four interleaved generation tasks: image-to-text sequence generation (*cf.* Figure 5), text-to-image sequence generation (*cf.* Figure 6), interleaved image-text content continuation (*cf.* Figure 7), and question-based interleaved image-text Generation (*cf.* Figure 8). From the results, we can observe that: 1) For the single textual modality generation, the Emu2 model can more accurately describe entities (*e.g.*, tripod, straw, and sunglasses in Figure 5) appearing in images, producing more coherent and concise text descriptions. 2) For the single visual modality generation, SEED-Llama can generate images that are highly aligned with texts and exhibit consistent style, as exemplified by the uniformity in shape and decoration of the pie depicted in Figure 6. 3) For interleaved image-text generation, SEED-Llama also exhibits more coherent and stylistically consistent image-text outputs. Conversely, the Emu2 model generates images with excessive uniformity, which detracts from their developmental progression. While MiniGPT displays some developmental aspects, it suffers from inconsistencies in style.


## Image-to-Text Sequence Generation

 **Here are step-by-step instructions images sequence about DIY Life-Size 'The Addams Family' Cousin Itt Halloween Decoration:**  
 (1) [\[Input Image 1\]](#) (2) [\[Input Image 2\]](#) (3) [\[Input Image 3\]](#) (4) [\[Input Image 4\]](#).







According to the above images, can you generate text for each step?

 (1) Step 1. Use the **tripod** to elevate the Cousin Itt body.  
 (2) Step 2. Fill the container with **straw** and secure with the tape.  
 (3) Step 3. Attach the **sunglasses** and the **hat** and you're done!  
 (4) Step 4. Hang the Cousin Itt decoration in your favorite spot. Happy Halloween!

**Emu2**

 (1) DIY Life-Size 'The Addams Family' Cousin Itt Halloween Decoration. This is a DIY Halloween decoration for the Addams Family fans. Cousin Itt is a fan favorite character in the Addams Family movies and television show. Itt is a tall, thin man with long, shaggy, orange hair. This is a fun and easy DIY decoration to make for your Halloween decor.  
 (2) Materials You will need: 2-3 yards of shaggy orange yarn 20-30 wooden dowels (3/4 inch thick)..... 1 yard of black thread  
 (3) Make the Hair. First, cut 20-30 wooden dowels to the desired length. The dowels should be about 3/4 inch thick.....Continue wrapping the yarn around the dowel until the desired height is reached.  
 (4) Add the Hair to the Burlap. Next, cut a piece of burlap to the desired size. The burlap should be slightly larger than the dowels.....Continue wrapping the burlap around the dowel until the desired height is reached. Finally, tie the burlap to the dowel with twine.

**SEED-Llama**


 (1) DIY Life-Size 'The Addams Family' Cousin Itt Halloween Decoration.  
 (2) Step by Step DIY Life-Size 'The Addams Family' Cousin Itt Halloween Decoration.  
 (3) DIY Life-Size 'The Addams Family' Cousin Itt Halloween Decoration  
 (4) Finished Cousin Itt!

**MiniGPT**


 **Here are step-by-step instructions images sequence about How to Cook Spinach::**  
 (1) [\[Input Image 1\]](#) (2) [\[Input Image 2\]](#) (3) [\[Input Image 3\]](#) (4) [\[Input Image 4\]](#).




According to the above images, can you generate text for each step?

 (1) Step 1. Wash the spinach leaves well with **clean water**. Shake the water out of the spinach.  
 (2) Step 2. Cook the spinach in a **pot** with 1/2 cup of water. The spinach will take on the taste of the water that you cook it in.  
 (3) Step 3. Sauté a minced **onion** and a minced **garlic** clove in a nonstick frying pan until translucent. Add chopped spinach leaves and sauté on medium heat until the leaves wilt.  
 (4) Step 4. Sprinkle lemon juice and salt and pepper to taste. Serve immediately.

**Emu2**

 (1) Wash the spinach. Rinse the spinach in **cold water**. Use your hands to swish the spinach around and remove any dirt.  
 (2) Place the spinach in a pot. Put the spinach in a medium-sized **pot** and cover it with water.  
 (3) Bring the water to a boil. Turn the heat to high and bring the water to a boil.  
 (4) Cook the spinach. Once the water is boiling, reduce the heat to medium-low and let the spinach cook for 3-5 minutes. The spinach should be bright green and tender.

**SEED-Llama**

 (1) Prepare the spinach for cooking. Rinse the spinach under **cold water** and discard the stems. Drain the spinach in a colander. Pat the spinach dry with a kitchen towel to remove any excess water. Trim the ends of the spinach leaves and dice the spinach into bite-sized pieces. Place the spinach on a cutting board.  
 (2) Put the spinach in the pot. Place the spinach pieces in the **pressure cooker**. Place the lid on the pressure cooker and lock it into place. Cook for 5 minutes. Unlock the pressure cooker and add the spinach. Cook for 3 more minutes.  
 (3) Squeeze the spinach. Remove the lid from the pressure cooker. Squeeze the spinach through a fine mesh strainer to remove any excess liquid.  
 (4) Serve the spinach. Place the cooked spinach on a plate. Sprinkle the cooked spinach with salt, pepper, and/or cheese to taste. Serve the spinach hot.

**MiniGPT**

Figure 5: Visualization of image-to-text sequence generation from Emu2 [3], SEED-Llama [38], and MiniGPT-5 [4], separately.


## Text-to-Image Sequence Generation



Here are step-by-step instructions without images about Spicy Wild Cranberry Chutney:

- (1) Spicy Wild Cranberry Chutney. Low-bush wild cranberries (also called lingonberries) are my favourite berry. They don't have a pit like the high-bush cranberry so they are easy to use for many different recipes. This is my take on a classic cranberry chutney - adding jalapeno and lime to kick it up a notch. This recipe makes three 1-cup mason jars of chutney and takes about an hour - prep to finish (not including the time spent berry picking).
- (2) Berries. Pick the wild cranberries and remove any leaves and tag-alongs. It works well to float the berries in water as the impurities will sink. It also works well to lay the berries out on a terry towel and roll them into a bowl. The leaves and other things will stick to the towel. Wash the berries well.
- (3) Ingredients 8 shallots, coarsely chopped 1 tablespoon oil (I used coconut) 4 cups fresh cranberries 1/2 cup brown sugar, loosely packed 1/4 cup cider vinegar 6 cloves minced garlic 1 inch peeled fresh ginger 1 teaspoon salt 1 teaspoon black pepper 1 fresh jalapeno (seeded, unless you like more spice) Juice and zest of 2 limes
- (4) Cook the Chutney. Cook the shallots first in the coconut oil over moderate heat, stirring occasionally, until softened. Using a food processor, blend the garlic, ginger and jalapeno until they are finely chopped. Add to the shallots. Squeeze the lime juice over top and zest the lime rind into the mixture. Stir in the remaining ingredients (sugar, vinegar, salt and pepper) and bring to a boil. Reduce heat and simmer, stirring occasionally, until berries pop, approximately 10 minutes. Cook for an additional 5 minutes after the berries pop so that your flavours blend well.
- (5) Prepare the Jars. Put glass mason jars in the oven at 200 degree Celsius while you are cooking the chutney. Boil the jar lids in a small amount of water. Once the chutney is cooked, put the hot chutney into the hot jars. Clean off the edges of the jar to ensure that you will get a nice seal. Put the hot jar lid on top of the jar and screw the top on securely. Let the jars cool. You'll hear a pop when the jar seals. You can store the chutney until you want to use it.
- (6) Serve. This spicy wild cranberry chutney is delicious when served with crackers and cheese. You can also use it as a condiment for main dishes like turkey dinner.


According to the above steps, can you generate images for each step?



Emu2



SEED-Llama




MiniGPT




Here are step-by-step instructions without images about "Easy As Pie" Pie:


- (1) "Easy As Pie" Pie. My mom used to make a cobbler recipe with a cookie dough crust so for this pie day I decided to turn it upsidedown and make it a pie! It's so simple, if you can use a knife and turn on an oven you can make this pie!
- (2) Ingredients. Here's what you need: -roll of premade cookie dough -whatever fruit you want to put in the pie. Fresh fruit is best, but it's winter so I got a bag of frozen mixed berries which will work fine. -corn starch -optional cinnamon and sugar if you're feeling fancy. The crust is really sweet though, so you don't need much sugar. - butter or oil to grease the pie pan.
- (3) Make the Crust. Cut the roll of cookie dough into slices about one quarter inch thick. This works best if the cookie dough is frozen solid, cut it with a sharp knife and keep it in the wrapper. Arrange the cookie dough rounds in the pie pan after removing the wrapper. It's OK if there is space between them, the cookie dough will spread out as it cooks. Cook it according to the directions on the package, in this case, 10 minutes at 325 degrees. Open the oven partway through and use a fork to push the dough down if it starts getting too puffy.
- (4) Make the Filling. Mix your fruit with the corn starch and cinnamon and sugar if you're using it.
- (5) Fill Pie Shell and Bake. Put your fruit filling in the pie crust you just made and bake for 20-30 minutes at 375 degrees. Take the pie out and arrange the rest of the cookie dough on top of it and bake for 10-15 more minutes or until the cookie dough on top is golden brown.
- (6) Enjoy Your Pie! Wait a few minutes for your pie to cool and then eat it! It's great with ice cream! **According to the above steps, can you generate images for each step?**



Emu2



SEED-Llama



MiniGPT

Figure 6: Visualization of text-to-image sequence generation from Emu2 [3], SEED-Llama [38], and MiniGPT-5 [4], separately.

### Interleaved Image-Text Content Continuation





**Here are step-by-step instructions with images about Garlic Butter Cod Recipe:**

(1) Mix the flour and spices. On a plate or shallow dish, toss the flour and spices together. *[Input Image 1]*

(2) Coat the cod fillets. Coat both sides of each fillet in the flour mixture. *[Input Image 2]*

(3) Cook the cod fillets. In a large skillet over medium heat, melt 2 tablespoons of butter. Cook the cod until it is golden brown and flaky, about 3 to 4 minutes on each side. *[Input Image 3]* Tip. Don't worry if the cod slightly falls apart. You will be deglazing the pan to make a sauce, so nothing will go to waste.

**According to the above steps, can you generate the rest steps?**





(4) Deglaze the pan. Deglaze the pan by adding 1 tablespoon of butter and the white wine. Scrape the bottom and sides of the pan with a wooden spoon or a whisk.




(5) Serve with a pat of garlic butter. Place a pat of butter in a bowl, and a spoon of cod on top.



(4) Make the garlic butter sauce. Add the remaining 2 tablespoons of butter to the pan and cook until it is melted and foamy. Then, add the minced garlic and cook for 1 minute.





(5) Finish the sauce. Add the white wine and bring the sauce to a simmer. Cook for 1 minute.

(6) Serve. Serve the cod with the garlic butter sauce.



(4) Make the garlic butter sauce. Add 2 tablespoons of butter to the pan. Once it is melted, add 3 to 4 cloves of minced garlic. Cook until the garlic is translucent, about 1 to 2 minutes.




(5) Serve. Garnish with parsley and enjoy.

**Emu2**
**SEED-Llama**
**MiniGPT**

Figure 7: Visualization of interleaved image-text content continuation from Emu2 [3], SEED-Llama [38], and MiniGPT-5 [4], separately.

### Question-based Interleaved Image-Text Generation



Figure 8: Visualization of question-based interleaved image-Text generation from Emu2 [3], SEED-Llama [38], and MiniGPT-5 [4], separately.