

# LINSCAN - A Linearity Based Clustering Algorithm

Andrew Dennehy<sup>a,\*</sup>, Xiaoyu Zou<sup>b</sup>, Shabnam J. Semnani<sup>c</sup>, Yuri Fialko<sup>b</sup>, Alexander Cloninger<sup>d</sup>

<sup>a</sup>*Committee on Computational and Applied Mathematics, University of Chicago, Chicago, Postal Code, IL, USA*

<sup>b</sup>*Institute of Geophysics and Planetary Physics, Scripps Institution of Oceanography, University of California San Diego, La Jolla, 92093, CA, USA*

<sup>c</sup>*Department of Structural Engineering, University of California San Diego, La Jolla, 92093, CA, USA*

<sup>d</sup>*Department of Mathematics and Halcioglu Data Science Institute, University of California San Diego, La Jolla, 92093, CA, USA*

---

## Abstract

DBSCAN and OPTICS are powerful algorithms for identifying clusters of points in domains where few assumptions can be made about the structure of the data. In this paper, we leverage these strengths and introduce a new algorithm, LINSCAN, designed to seek lineated clusters that are difficult to find and isolate with existing methods. In particular, by embedding points as normal distributions approximating their local neighborhoods and leveraging a distance function derived from the Kullback Leibler Divergence, LINSCAN can detect and distinguish lineated clusters that are spatially close but have orthogonal covariances. We demonstrate how LINSCAN can be applied to seismic data to identify active faults, including intersecting faults, and determine their orientation. Finally, we discuss the properties a generalization of DBSCAN and OPTICS must have in order to retain the stability benefits of these algorithms.

*Keywords:* Anisotropic DBSCAN, Linear clustering, OPTICS, Earthquakes, Faults

---

## 1. Introduction

Many existing clustering algorithms require some prior knowledge of the dataset and are limited in the possible shapes they can identify. For example, both K-Means Clustering and Gaussian Mixture Model (GMM) Expectation Maximization require a prior estimate of the number of clusters existing in the dataset and struggle to distinguish clusters that are not linearly separable.

In contrast, DBSCAN and OPTICS iteratively generate clusters by leveraging a heuristic for the local behavior of clustered points. In particular, the designers equated clusters to connected regions of high density [1]. Thus, by identifying points whose local neighborhoods are highly dense, even with little prior knowledge about the local geometry of the data one can iteratively grow clusters from those points. The number of clusters then comes naturally from the geometry of the data itself, rather than being a parameter.

In this paper, we seek to leverage this characterization of clusters using a clustering metric other than Euclidean distance. In particular, we propose an algorithm that can distinguish between multiple quasi-linear clusters that may be closely spaced but have nearly orthogonal covariances. This is motivated in particular by the need to identify and map seismically active faults given a catalog of precisely located earthquakes, an important problem in geophysics [2, 3, 4]. In addition, the potential of the algorithm is not limited to geophysics, but it may also help identify the linear spatial patterns of other natural features such as soil and airborne pollution, and man-made directional patterns including roads and hiking trails [5, 6, 7].

### 1.1. Motivating Problem

We wish to isolate quasi-linear clusters (QLCs) in point clouds and distinguish clusters that are geometrically close, or possibly overlap, but have different orientations. This problem arises e.g. in geophysics when one attempts to

---

\*Corresponding author: Tel.: +1-760-710-9248;  
Email address: adenney@uchicago.edu (Andrew Dennehy)

Figure 1: Test Data



identify active seismogenic faults based on epicentral locations of micro-earthquakes [8, 2, 4]. While faults are three-dimensional quasi-planar surfaces, in appropriate projections they appear as linear features, so that the associated locations of micro-earthquakes can be recognized as quasi-linear features after accounting for noise.

To highlight the deficiency of existing algorithms for this task, consider a synthetic data set shown in Figure 1a. The data set includes QLCs, some of which intersect each other (e.g., see around coordinate  $(-0.4, -0.6)$ ), as well as irregularly shaped clusters and "background noise". Figure 1b shows the results obtained by applying DBSCAN (described in Section 2) to the data. Note that the output includes both linear and irregular clusters, some QLCs are conjoined with irregular clusters, and QLCs that are geometrically close (e.g., intersecting or overlapping) are considered to be part of the same cluster.

### 1.2. Synopsis of this study

1. We have designed an algorithm that can be used to identify linear clusters in a point cloud without losing the stability guarantees of well-established clustering algorithms like DBSCAN and OPTICS.
2. We discuss possible ways to generalize DBSCAN and OPTICS to apply them to more specialized tasks. In particular, we discuss that as long as symmetry is maintained, non-metric distance functions can be used without losing the stability properties of DBSCAN, such as invariance of clustering behavior under permutations of the order of the points.
3. We compare our framework to ADCN [9], a previous attempt at applying DBSCAN to a similar task, and discuss how the design of ADCN leads to the shape and number of clusters being sensitive to changes in the order of the points. We then contrast this with LINSKAN, which is invariant to the ordering of the points for clustering.
4. We design a distance function related to the KL divergence and prove that while it is not a metric, it only fails to be one polynomially, meaning that clusters in this metric are spatially dense.

### 1.3. Notation

Here we summarize the notation that will be used throughout the rest of this paper:

1. For  $\epsilon > 0$ , we let  $B_\epsilon(x)$  be the open ball of radius  $\epsilon$  centered at  $x$  (in the standard Euclidean norm).
2. For finite  $E \subseteq \mathbb{R}^d$ ,
  - (a)  $\mu_E \in \mathbb{R}^d$  is the sample mean of  $E$ .
  - (b)  $\Sigma_E^2 \in \mathbb{R}^{d \times d}$  is the sample covariance matrix of  $E$ .

Given  $\mu \in \mathbb{R}^d$  and  $\Sigma \in \mathbb{R}^{d \times d}$  with  $\Sigma$  symmetric positive definite,  $\mathcal{N}(\mu, \Sigma)$  is the multivariate Gaussian distribution with mean  $\mu$  and covariance  $\Sigma$ .

3. We let  $\|A\|_F := \text{tr}(A^T A)$  denote the Frobenius norm.

4. For positive definite  $A$ ,  $\|x\|_A := \sqrt{x^T A x}$  is the elliptic norm defined by  $A$ .
5. For general matrix  $A$  we let  $|A|$  denote the determinant of  $A$ .
6. We let  $\mathbb{P}(X)$  be the set of probability distributions over  $X$  and let  $\mathcal{P}(X)$  be the power set of  $X$ .

We begin by summarizing the most popular clustering algorithms, namely DBSCAN and OPTICS, to provide context for readers lacking a background in clustering theory. Those with a familiarity with DBSCAN and OPTICS can skip directly to section 3.

## 2. Background: DBSCAN and OPTICS

### 2.1. DBSCAN

The main principle behind DBSCAN is that clusters are equivalent to connected regions of high density. Thus, the most natural way to identify clusters is to search for points whose local neighborhoods contain a high density of points from the dataset and inductively grow clusters from those points.

In what follows assume  $X = \{x_1, \dots, x_m\} \subseteq \mathbb{R}^d$  is a point cloud and let  $\epsilon > 0$  and  $\text{minPts} \in \mathbb{N}$  be two parameters. We say  $x \in X$  is a **core point** if  $\#(B_\epsilon(x) \cap X) > \text{minPts}$ , where  $B_\epsilon(x)$  is the ball of radius  $\epsilon$  about  $x$ .

Then, for two points  $p$  and  $q$ , we say  $q$  is **core reachable** from  $p$  if there exist core points  $p_1, \dots, p_n$  such that  $p_{k+1} \in B_\epsilon(p_k)$  for all  $k \in \{0, \dots, n-1\}$ ,  $p \in B_\epsilon(p_0)$ , and  $q \in B_\epsilon(p_n)$ .

As a result, core reachability is an equivalence relation. DBSCAN then defines clusters to simply be equivalence classes under this relation, with clusters containing fewer than  $\text{minPts}$  points being labelled as noise. Algorithm 1 in the appendix provides a pseudocode description of how this is done.

DBSCAN satisfies a few important properties. First, because core reachability is independent of the order of the points, DBSCAN is invariant under permutations of the point cloud. Furthermore, we do not need to specify the number of clusters beforehand, and all of the operations are highly efficient so long as one can efficiently calculate  $B_\epsilon(x) \cap X$ .

### 2.2. OPTICS

OPTICS acts as a generalization of DBSCAN, improving its robustness on datasets with regions of various densities and partially abstracting away the  $\epsilon$  parameter [10]. The most popular and effective implementation of OPTICS takes in three parameters:  $\epsilon$ ,  $\text{minPts}$ , and  $\xi$ , although  $\epsilon$  is optional and only serves to shorten the run-time of the algorithm.

For  $p \in X$ , let  $R_\delta(p) := X \cap B_\delta(p)$  for  $\delta > 0$ . We let the **core distance**  $d_{\text{core}}(p)$  be the minimum  $\delta$  such that  $R_\delta(p)$  contains  $\text{minPts}$  points. Alternatively, it is the minimum  $\delta$  such that  $p$  would be considered a core point if DBSCAN were to be performed using  $\delta$  as  $\epsilon$ .

For  $p, o \in X$ , we define the **reachability distance** from  $o$  to  $p$  as  $d_{\text{reach}}(p|o) = \max\{d_{\text{core}}(o), \|p - o\|\}$ .

The reachability distance describes the minimum  $\epsilon$  such that  $o$  is considered a core point and  $p$  is contained in an  $\epsilon$ -neighborhood of  $o$ . Note that this can be infinite if  $d_{\text{core}}(o) = \infty$ . OPTICS proceeds to develop a priority queue using a process described in the appendix in Algorithms 2 and 3.

While OPTICS is slightly slower than DBSCAN, it abstracts away one of the parameters, replacing it with one less tied to the geometry of  $X$ . Furthermore, it is far more robust to datasets with regions of varying density.

### 2.3. Related Work

The choice to use Euclidean distance with DBSCAN/OPTICS is arbitrary. The stability of the algorithm only depends on the fact that the distance function is symmetric and non-negative. Importantly, the function does not need to satisfy the triangle inequality [e.g., 11, p. 8], which allows us to work with non-metrics.

The idea of extending DBSCAN/OPTICS to domains where we seek linearity is not entirely new. Previously, an algorithm called ADCN was developed to solve this problem by redefining the search neighborhoods from circles to ellipses whose eccentricity reflects the local covariance of the point [9]. In practice, ADCN performs as well as DBSCAN in many tasks and performs better in cases where clusters are locally linear in otherwise highly noisy datasets.

However, ADCN is not well-suited for our task in particular because it does not provide the desired separation of adjacent or intersecting QLCs. On the contrary, it can produce artifacts around the intersection areas, say for a T-shaped intersection as in Figure 2. Furthermore, the point selection process in ADCN is non-symmetric, meaning that in certain cases the clustering behavior may be unstable to permutations of the points. Figures 2d and 2e show two runs of ADCN on the same dataset with the same parameters, but with the dataset in a different order. Note how sensitive the behavior of the algorithm is to the order of the points. Our proposed algorithm performs more stably, as demonstrated below.

### 3. New Algorithm: LINSCAN

#### 3.1. The Embedding and Distance

LINSCAN seeks to keep the advantages DBSCAN provides while applying it to the task of distinguishing QLCs. To do this, we embed data points into  $\mathbb{P}(\mathbb{R}^d)$ , the space of probability measures on  $\mathbb{R}^d$ , and then cluster the data using a notion of distance between distributions. Letting  $\text{eccPts} \in \mathbb{N}$  and defining  $R^m(x)$  be the  $m$ -nearest neighbors to  $x$  in  $X$ , we define a mapping

$$x \in X \mapsto \mathcal{N}\left(\mu_{R^{\text{eccPts}}(x)}, \frac{\Sigma_{R^{\text{eccPts}}(x)}}{\|\Sigma_{R^{\text{eccPts}}(x)}\|_2}\right)$$

Thus, we embed each point in the dataset as the normal distribution best approximating its  $\text{eccPts}$ -nearest neighbors, which allows us to cluster the points based on the local covariance of the data. Note how we rescale the covariance matrix to have maximal eigenvalue of 1.

To perform clustering in this space, we define a distance function as

$$D(P, Q) = \frac{1}{2} \left\| \Sigma_Q^{-1/2} \Sigma_P \Sigma_Q^{-1/2} - I \right\|_F + \frac{1}{2} \left\| \Sigma_P^{-1/2} \Sigma_Q \Sigma_P^{-1/2} - I \right\|_F + \frac{1}{\sqrt{2}} \|\mu_P - \mu_Q\|_{\Sigma_Q^{-1}} + \frac{1}{\sqrt{2}} \|\mu_P - \mu_Q\|_{\Sigma_P^{-1}}$$

where  $P = \mathcal{N}(\mu_P, \Sigma_P)$  and  $Q = \mathcal{N}(\mu_Q, \Sigma_Q)$  for positive definite  $\Sigma_P$  and  $\Sigma_Q$ . Note that this function is symmetric and  $D(P, Q) = 0$  if and only if  $P = Q$ . Although  $D$  does not satisfy the triangle inequality and is thus not a metric, later we will discuss an approximate form of the triangle inequality that  $D$  does satisfy. Note that by choosing to normalize the covariances as above, we have

$$D(P, Q) \geq \sqrt{2} \|\mu_P - \mu_Q\|_2$$

Thus, points can be efficiently disqualified from consideration without having to calculate the more expensive matrix terms if the means are sufficiently far apart, which can be used to improve the run-time of the algorithm.

Once the points have been embedded as distributions, we run OPTICS on  $\mathcal{P} = \{P_i\}_{i=1}^m$  with Euclidean distance replaced by  $D(\cdot, \cdot)$ , and cluster  $X$  based on the results. The full process is described in Algorithm 4 (see appendix).

#### 3.2. Motivating the Definition of $D$

We recall that on a probability space  $\mathcal{X}$ , the Kullback-Leibler Divergence between two Gaussians  $P = \mathcal{N}(\mu_P, \Sigma_P)$  and  $Q = \mathcal{N}(\mu_Q, \Sigma_Q)$  satisfies

$$KL(P|Q) = \frac{1}{2} \log \frac{|\Sigma_Q|}{|\Sigma_P|} + \frac{1}{2} \text{tr}(\Sigma_Q^{-1} \Sigma_P - I) + \frac{1}{2} (\mu_P - \mu_Q)^T \Sigma_Q^{-1} (\mu_P - \mu_Q)$$

One can show (see appendix A) that if  $\left\| \Sigma_Q^{-1/2} \Sigma_P \Sigma_Q^{-1/2} - I \right\|_F < 1$ , then

$$KL(P|Q) = \frac{1}{4} \left\| \Sigma_Q^{-1/2} \Sigma_P \Sigma_Q^{-1/2} - I \right\|_F^2 + o\left(\text{tr}\left(\left(\Sigma_Q^{-1/2} \Sigma_P \Sigma_Q^{-1/2} - I\right)^3\right)\right) + \frac{1}{2} (\mu_P - \mu_Q)^T \Sigma_Q^{-1} (\mu_P - \mu_Q)$$

So, we can define an approximation of  $KL(P|Q)$  by

$$M(P|Q) = \frac{1}{4} \left\| \Sigma_Q^{-1/2} \Sigma_P \Sigma_Q^{-1/2} - I \right\|_F^2 + \frac{1}{2} (\mu_P - \mu_Q)^T \Sigma_Q^{-1} (\mu_P - \mu_Q)$$

This motivates the symmetric distance function  $D(P, Q)$ , which takes term-wise square roots of  $M(P|Q)$  and  $M(Q|P)$  to more closely approximate a metric.

We note that other metrics, in particular Wasserstein-2 distance, also have a closed form between Gaussians. While this is a metric, the distance between the means and covariances are independent, whereas  $D$  incorporates the Mahalanobis distance and penalizes differences in mean more heavily in directions orthogonal to the local linearity of the point. Furthermore, the Wasserstein-2 distance penalizes differences in covariances at most polynomially in the magnitude of the eigenvalues, whereas  $D$  penalizes orthogonal covariance inversely to the size of the minimum eigenvalues for high eccentricity clusters. This ensures that two points with slight deviations in covariance direction will be far apart in  $D$ , and thus these points will not fall into the same cluster.

### 3.3. Local Behavior of $D$

While  $D$  does not satisfy the full triangle inequality, one can show that it satisfies a slightly relaxed version. We utilize the matrix commutator  $[\cdot, \cdot] : \mathbb{R}^{d \times d} \times \mathbb{R}^{d \times d} \rightarrow \mathbb{R}^{d \times d}$ , which measures the degree to which two matrices commute via  $[A, B] := AB - BA$ .

**Theorem 1.** *Let  $\epsilon > 0$ . If  $D(P, Q), D(Q, K) \leq \epsilon$ , then*

$$D(P, K) \leq D(P, Q) + D(Q, K) + \sqrt{2}\epsilon + \sqrt{2}\epsilon\sqrt{1+\epsilon} + \epsilon^2 + E(P, Q, K),$$

where  $E(P, Q, K) = 0$  if  $\Sigma_P, \Sigma_Q$ , and  $\Sigma_K$  commute and otherwise has a (loose) bound of

$$\begin{aligned} E(P, Q, K) \leq & C_{Q,K} \left\| \left[ \Sigma_P, \Sigma_Q^{-1/2} \right] \right\|_F + C_{P,Q} \left\| \left[ \Sigma_K, \Sigma_Q^{-1/2} \right] \right\|_F \\ & + C'_{Q,K} \left\| \left[ \Sigma_K^{-1/2}, \Sigma_Q^{-1/2} \Sigma_P \Sigma_Q^{-1/2} \right] \right\|_F + C'_{P,Q} \left\| \left[ \Sigma_P^{-1/2}, \Sigma_Q^{-1/2} \Sigma_K \Sigma_Q^{-1/2} \right] \right\|_F, \end{aligned}$$

and each constant  $C_{i,j}$  depends on ratios of eigenvalues of  $\Sigma_i$  and  $\Sigma_j$  for  $i, j \in \{P, Q, R\}$ .

The proof relies on a significant number of inequalities and is provided in appendix B. The proof proceeds by separating the first two terms of  $D(P, K)$  from the last two and showing that each pair individually satisfies the triangle inequality with small additive errors.

Importantly, this shows that for small values of  $\epsilon$ ,  $D$  behaves approximately like a metric, which allows us to bound the diameter of any cluster in terms of  $\epsilon$  and the number of steps between points in the cluster. This ensures that points whose local neighborhoods are nearly orthogonal are not clustered together.

Compare this to the best results proven previously for the approximate triangle inequality of the unmodified KL-Divergence between Gaussians in [12], which was of exponential order.

## 4. Numerical Results

Experiments with synthetic data sets revealed that some clusters identified by LINSKAN may not appear as sufficiently "linear" upon visual inspection (e.g., due to high scatter of data points). Therefore we introduce an additional quality check whereby we compute the covariance matrix of each cluster. In the case of  $\mathbb{R}^2$  we set a minimal threshold on the ratio of the minimum eigenvalue to the maximum eigenvalue of the covariance matrix and discard clusters which do not meet this threshold.

### 4.1. Example Datasets

Figure 3a shows the results of applying LINSKAN to the same data as in Figure 1a, Figure 3b shows the clusters with the noise points removed, and Figure 3c shows the results of removing clusters with spectral ratio greater than  $\frac{1}{2}$ . Note the separation of clusters in the bottom left and top left corners in comparison to the results from DBSCAN.

Figure 4 shows the results of applying LINSKAN to real data representing earthquake epicenters in Southern California [13]. Not only does LINSKAN identify QLCs and removes the "diffuse" background seismicity, but it is also able to identify the clusters at multiple distinct scales simultaneously.

Figure 2 shows the example of synthetic data with two QLCs intersecting at a high angle. Note that LINSKAN is the only algorithm that is able to distinguish between the two lineated sets of data points.

Figure 2: Crossing Lines

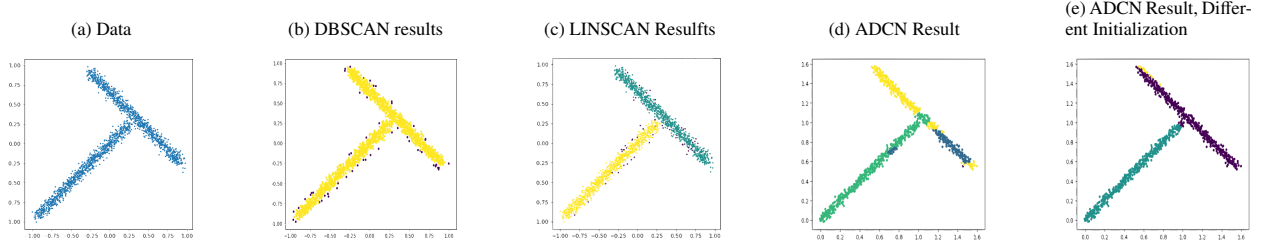
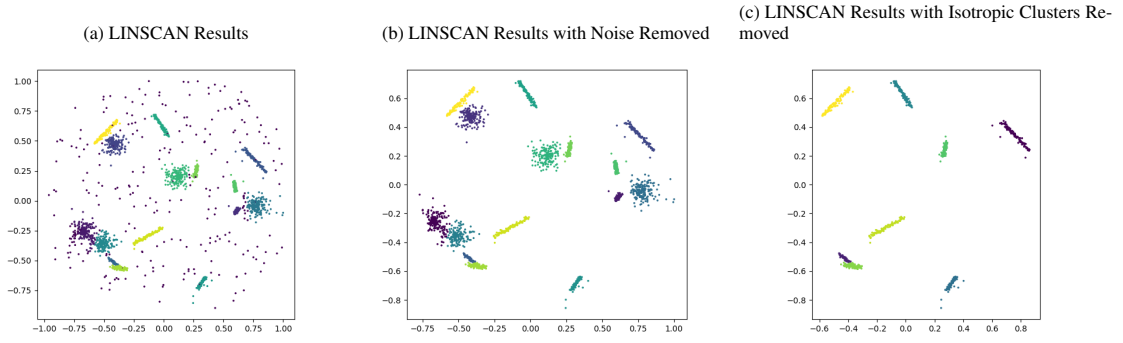


Figure 3: Synthetic Data



#### 4.2. Measuring Performance

To quantitatively evaluate the algorithm performance, we conducted several tests on synthetic, labeled data. We generated 10 linear clusters, 5 isotropic clusters, and 10 pairs of linear clusters intersecting at angles in the range  $[\pi, 9\pi]$  and separated them from one another in space. An example is given in Figure 5a.

To score the performance, we use the Adjusted Rand Index from [14]:

**Definition 1 (Rand Index).** Let  $X = \{x_1, \dots, x_n\}$  be a set of elements and consider two partitions  $C = \{C_1, \dots, C_m\}$  and  $C' = \{C'_1, \dots, C'_n\}$ , i.e.  $C_i \subseteq X$  and  $C'_i \subseteq X$  for all  $i$  and

$$X = \bigcup_{i=1}^m C_i = \bigcup_{i=1}^n C'_i$$

with

$$C_i \cap C_j = C'_i \cap C'_j = \emptyset$$

for all  $i \neq j$ . Let

$$a := \#\{(x, y) \in X \times Y : x \neq y, \exists i, j \text{ s.t. } x, y \in C_i, x, y \in C'_j\}$$

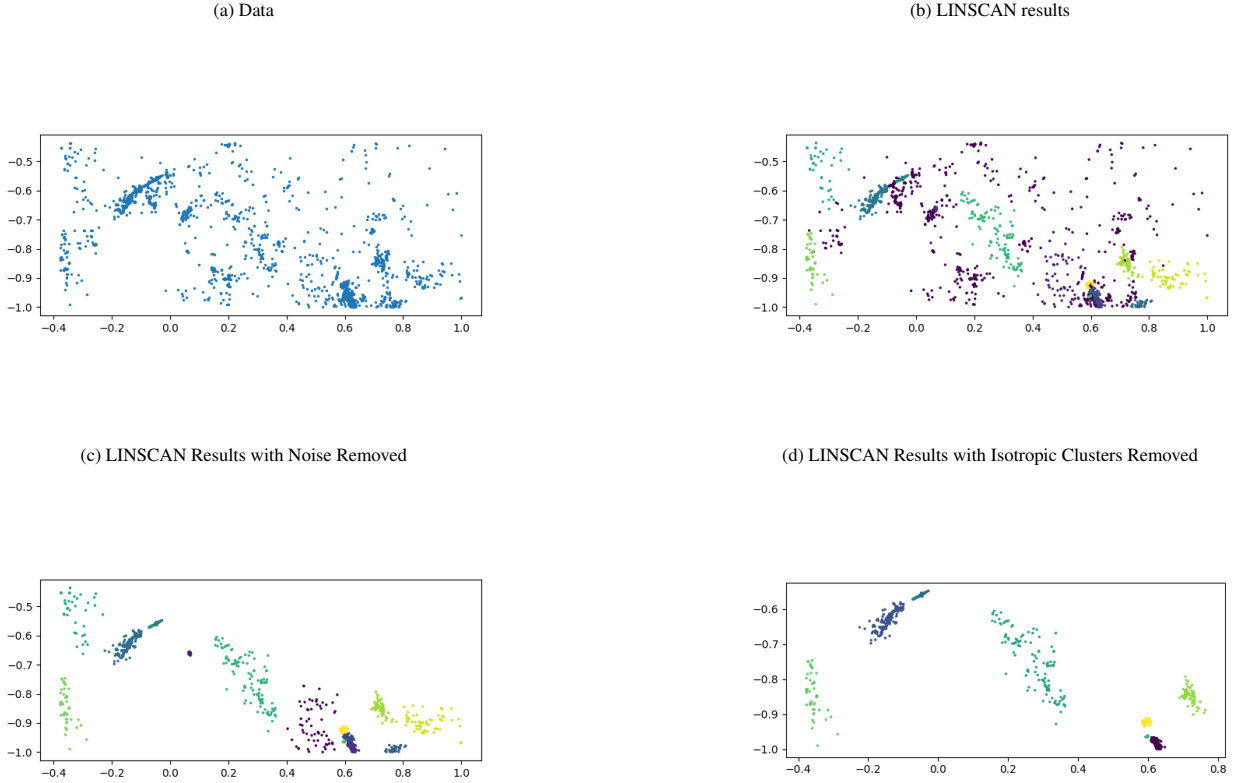
and

$$b := \#\{(x, y) \in X \times Y : x \neq y, \exists i, j, k, l \text{ s.t. } i \neq j, k \neq l, x \in C_i, x \in C'_k, y \in C_j, y \in C'_l\}$$

In words,  $a$  is the number of pairs of elements of  $X$  such that both elements are in the same cluster in  $C$  and  $C'$  and  $b$  is the number of pairs of elements of  $X$  such that both elements are in different clusters in both  $C$  and  $C'$ . Then, the Rand Index is given by

$$R(X, C, C') = \frac{a + b}{\binom{n}{2}}$$

Figure 4: Real Data



So,  $R(C, C')$  is the fraction of pairs of elements of  $X$  such that  $C$  and  $C'$  both agree about whether the pair of elements lie in the same cluster or not. Note that  $R$  is symmetric in  $C$  and  $C'$  and lies in the interval  $[0, 1]$ . However, random partitions are not guaranteed to have near-zero pairwise Rand Index. To remedy this, we use the Adjusted Rand Index

$$ARI(C, C') = \frac{R(C, C') - \mathbb{E}[R(C, C')]}{1 - \mathbb{E}[R(C, C')]}$$

where the expectation is taken over random partitions of  $X$  with the same number of clusters and number of elements in each cluster as  $C$  and  $C'$ . Unlike the Rand Index, the Adjusted Rand Index may be negative, but it is a better measure of the similarity between two partitions as the Rand Index tends to be higher on average for finer partitions regardless of similarity.

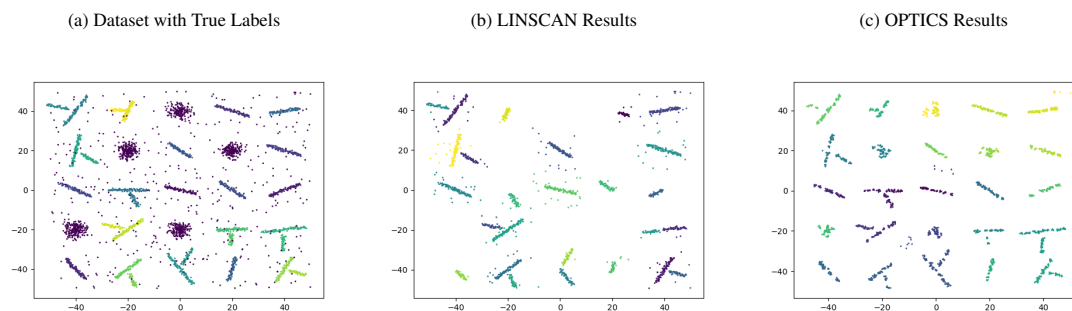
## 5. Experimental results

In our synthetic experiments, we perform hyperparameter optimization of both LINSKAN and OPTICS (for comparison) on 10 synthetic datasets using a random search of the feature space for 500 trials, applying our spectral filtering to both LINSKAN and OPTICS. We then report the test accuracy of both algorithms on 40 synthetic datasets. The results are as follows:

Algorithm	OPTICS	LINSKAN
Validation ARI	46.73%	61.48%
Testing ARI	46.40%	64.19%

In particular, even though the parameter space for LINSKAN is much larger than OPTICS (optimizing  $\text{minPts}$ ,  $\text{eccPts}$ ,  $\xi$ , and  $\tau$  compared to just  $\text{minPts}$ ,  $\epsilon$ , and  $\tau$ ), LINSKAN performed better on both the validation data and the testing data and generalized as well as or better than OPTICS. A sample of the performance of LINSKAN and OPTICS on generated data is given in Figure 5a.

Figure 5: Generated Data



## 6. Code availability

Name of Repository: LINSKAN\_Public

Contact: adenney@uchicago.edu

Hardware requirements: CPU

Program language: Python, C

Software required: Python, CPython

Program size: 30 MB

Author Remark: Running the code requires compiling a C function for use in the python script. Instructions are included in the repository.

The source codes are available for downloading at the link:

[https://github.com/aj111000/LINSKAN\\_Public](https://github.com/aj111000/LINSKAN_Public)

## Acknowledgements

The work was supported by a UCSD Chancellor's Interdisciplinary Collaboratories Grant. AD was also supported by the UCSD Undergrad Summer Research Award. AC was supported by NSF DMS 2012266. YF was supported by grants from NSF (EAR- 1841273) and NASA (80NSSC22K0506).

## References

- [1] M. Ester, H.-P. Kriegel, J. Sander, X. Xu, A density-based algorithm for discovering clusters in large spatial databases with noise, in: Proceedings of the Second International Conference on Knowledge Discovery and Data Mining, KDD '96, AAAI Press, 1996, p. 226–231.
- [2] Y. Fialko, Estimation of absolute stress in the hypocentral region of the 2019 Ridgecrest, California, earthquakes, *J. Geophys. Res.* 126 (2021) e2021JB022000.
- [3] X. Zou, Y. Fialko, A. Dennehy, A. Cloninger, S. Semnani, High-angle active conjugate faults in the Anza-Borrego shear zone, Southern California, *Geophys. Res. Lett.* 50 (2023) e2023GL105783.
- [4] D. R. Shelly, R. J. Skoumal, J. L. Hardebeck, Fracture-mesh faulting in the swarm-like 2020 Maacama sequence revealed by high-precision earthquake detection, location, and focal mechanisms, *Geophys. Res. Lett.* 50 (2023) e2022GL101233.
- [5] L. Barden, Stresses and displacements in a cross-anisotropic soil, *Geotechnique* 13 (3) (1963) 198–210.
- [6] E. H. Isaaks, M. Srivastava, *Applied geostatistics* (1989).
- [7] G. Mai, K. Janowicz, Y. Hu, S. Gao, Adcn: An anisotropic density-based clustering algorithm for discovering spatial point patterns with noise, *Transactions in GIS* 22 (1) (2018) 348–369.
- [8] E. S. Cochran, R. J. Skoumal, D. McPhillips, Z. E. Ross, K. M. Keranen, Activation of optimally and unfavourably oriented faults in a uniform local stress field during the 2011 Prague, Oklahoma, sequence, *Geophys. J. Int.* 222 (2020) 153–168.



- [9] G. Mai, K. Janowicz, Y. Hu, S. Gao, Adcn: An anisotropic density-based clustering algorithm, in: Proceedings of the 24th ACM SIGSPATIAL International Conference on Advances in Geographic Information Systems, SIGSPACIAL '16, Association for Computing Machinery, New York, NY, USA, 2016. doi : 10.1145/2996913.2996940.
- [10] M. Ankerst, M. M. Breunig, H.-P. Kriegel, J. Sander, Optics: Ordering points to identify the clustering structure, SIGMOD Rec. 28 (2) (1999) 49–60.
- [11] M. A. Khamsi, W. A. Kirk, An introduction to metric spaces and fixed point theory, 304 pp., John Wiley & Sons, 2011.
- [12] Y. Zhang, W. Liu, Z. Chen, K. Li, J. Wang, On the properties of Kullback-Leibler divergence between Gaussians (2021).
- [13] Y. Fialko, Z. Jin, Simple shear origin of the cross-faults ruptured in the 2019 Ridgecrest earthquake sequence, Nature Geoscience 14 (2021) 513–518.
- [14] L. Hubert, P. Arabie, Comparing partitions, Journal of Classification 2 (1) (1985) 193–218.

## Appendix A. Approximation of $KL(P|Q)$

First,  $\log |A|$  is the logarithm of the product of the eigenvalues of  $A$ , which is the same as the sum of the logarithms of the eigenvalues. Therefore,

$$\log |A| = \text{tr}(\log(A))$$

where  $\log(A)$  is the matrix logarithm, which exists and is unique for any positive definite matrix  $A$ . In particular, if  $A = Q\Lambda Q^T$  for orthogonal  $Q$  and diagonal  $\Lambda > 0$ ,

$$\log A = Q \log(\Lambda) Q^T$$

where  $\log \Lambda$  is the diagonal matrix given by applying the logarithm entrywise to each diagonal entry. Given this,

$$\begin{aligned} \log \frac{|\Sigma_Q|}{|\Sigma_P|} &= \log |\Sigma_Q| - \log |\Sigma_P| \\ &= \text{tr}(\log(\Sigma_Q) - \log(\Sigma_P)) \end{aligned}$$

Next, for any positive definite matrices  $A$  and  $B$ ,

$$\begin{aligned} \text{tr}(\log(AB)) &= \text{tr}(\log(A)) + \text{tr}(\log(B)) \\ \log(A^{-1}) &= -\log(A) \end{aligned}$$

Furthermore, if  $\|A - I\|_F < 1$ , then the sum

$$\sum_{n=1}^{\infty} (-1)^{k+1} \frac{(A - I)^k}{k}$$

converges in  $\|\cdot\|_F$  to  $\log(A)$ . Combining all of this, if  $\left\| \Sigma_Q^{-1/2} \Sigma_P \Sigma_Q^{-1/2} - I \right\| < 1$  then

$$\begin{aligned} &\text{tr}(\log(\Sigma_Q) - \log(\Sigma_P)) \\ &= -\text{tr}(\log(\Sigma_Q^{-1/2}) + \log(\Sigma_P) + \log(\Sigma_Q^{-1/2})) \\ &= -\text{tr}(\log(\Sigma_Q^{-1/2} \Sigma_P \Sigma_Q^{-1/2})) \\ &= -\text{tr} \left( \sum_{k=1}^{\infty} (-1)^{k+1} \frac{(\Sigma_Q^{-1/2} \Sigma_P \Sigma_Q^{-1/2} - I)^k}{k} \right) \\ &= -\sum_{k=1}^{\infty} (-1)^{k+1} \frac{\text{tr}((\Sigma_Q^{-1/2} \Sigma_P \Sigma_Q^{-1/2} - I)^k)}{k} \\ &= -\text{tr}(\Sigma_Q^{-1/2} \Sigma_P \Sigma_Q^{-1/2} - I) + \frac{1}{2} \text{tr}((\Sigma_Q^{-1/2} \Sigma_P \Sigma_Q^{-1/2} - I)^2) + o(\text{tr}((\Sigma_Q^{-1/2} \Sigma_P \Sigma_Q^{-1/2} - I)^3)) \\ &= -\text{tr}(\Sigma_Q^{-1/2} \Sigma_P \Sigma_Q^{-1/2} - I) + \frac{1}{2} \left\| \Sigma_Q^{-1/2} \Sigma_P \Sigma_Q^{-1/2} - I \right\|_F^2 + o(\text{tr}((\Sigma_Q^{-1/2} \Sigma_P \Sigma_Q^{-1/2} - I)^3)) \end{aligned}$$

where in the last line we used the fact that  $\Sigma_Q^{-1/2}\Sigma_P\Sigma_Q^{-1/2} - I$  is symmetric and for any symmetric matrix  $A$

$$\text{tr}(A^2) = \text{tr}(A^T A) = \|A\|_F^2$$

Next, note that

$$\text{tr}(\Sigma_Q^{-1}\Sigma_P - I) = \text{tr}(\Sigma_Q^{-1/2}\Sigma_P\Sigma_Q^{-1/2} - I)$$

So, combined with the prior derivations,

$$\begin{aligned} & \frac{1}{2} \log \frac{|\Sigma_Q|}{|\Sigma_P|} + \frac{1}{2} \text{tr}(\Sigma_Q^{-1}\Sigma_P - I) \\ &= \frac{1}{4} \left\| \Sigma_Q^{-1/2}\Sigma_P\Sigma_Q^{-1/2} - I \right\|_F^2 + o\left(\text{tr}\left(\left(\Sigma_Q^{-1/2}\Sigma_P\Sigma_Q^{-1/2} - I\right)^3\right)\right) \end{aligned}$$

from which the rest of the approximation follows.

## Appendix B. Proof of Relaxed Triangle Inequality

We recall that

$$\begin{aligned} D(P, Q) &= \frac{1}{2} \left\| \Sigma_Q^{-1/2}\Sigma_P\Sigma_Q^{-1/2} - I \right\|_F + \frac{1}{2} \left\| \Sigma_P^{-1/2}\Sigma_Q\Sigma_P^{-1/2} - I \right\|_F \\ &\quad + \frac{1}{\sqrt{2}} \|\mu_P - \mu_Q\|_{\Sigma_Q^{-1}} + \frac{1}{\sqrt{2}} \|\mu_P - \mu_Q\|_{\Sigma_P^{-1}} \end{aligned}$$

These terms are all nonnegative, so if  $D(P, Q) \leq \epsilon$  then each term is at most  $\epsilon$ . To show the relaxed triangle inequality, we define

$$D_1(P, Q) := \left\| \Sigma_Q^{-1/2}\Sigma_P\Sigma_Q^{-1/2} - I \right\|_F + \left\| \Sigma_P^{-1/2}\Sigma_Q\Sigma_P^{-1/2} - I \right\|_F$$

and

$$D_2(P, Q) := \|\mu_P - \mu_Q\|_{\Sigma_Q^{-1}} + \|\mu_P - \mu_Q\|_{\Sigma_P^{-1}}$$

so that

$$D(P, Q) = \frac{1}{2} D_1(P, Q) + \frac{1}{\sqrt{2}} D_2(P, Q)$$

Then,

$$\begin{aligned} D_2(P, K) &= \|\mu_P - \mu_K\|_{\Sigma_K^{-1}} + \|\mu_P - \mu_K\|_{\Sigma_P^{-1}} \\ &\leq \|\mu_P - \mu_Q\|_{\Sigma_K^{-1}} + \|\mu_Q - \mu_K\|_{\Sigma_K^{-1}} + \|\mu_P - \mu_Q\|_{\Sigma_P^{-1}} + \|\mu_Q - \mu_K\|_{\Sigma_P^{-1}} \\ &= D_2(P, Q) + D_2(Q, K) + \|\mu_P - \mu_Q\|_{\Sigma_K^{-1}} - \|\mu_P - \mu_Q\|_{\Sigma_Q^{-1}} + \|\mu_Q - \mu_K\|_{\Sigma_P^{-1}} - \|\mu_Q - \mu_K\|_{\Sigma_Q^{-1}} \end{aligned}$$

Note that

$$\begin{aligned} \|\mu_P - \mu_Q\|_{\Sigma_K^{-1}} - \|\mu_P - \mu_Q\|_{\Sigma_Q^{-1}} &= \left\| \Sigma_K^{-1/2}(\mu_P - \mu_Q) \right\|_2 - \left\| \Sigma_Q^{-1/2}(\mu_P - \mu_Q) \right\|_2 \\ &\leq \left\| \Sigma_K^{-1/2}(\mu_P - \mu_Q) - \Sigma_Q^{-1/2}(\mu_P - \mu_Q) \right\|_2 \\ &= \left\| (\Sigma_K^{-1/2} - \Sigma_Q^{-1/2})(\mu_P - \mu_Q) \right\|_2 \\ &= \left\| (\Sigma_K^{-1/2}\Sigma_Q^{1/2} - I) \Sigma_Q^{-1/2}(\mu_P - \mu_Q) \right\|_2 \\ &\leq \left\| \Sigma_K^{-1/2}\Sigma_Q^{1/2} - I \right\|_2 \left\| \Sigma_Q^{-1/2}(\mu_P - \mu_Q) \right\|_2 \\ &= \left\| \Sigma_K^{-1/2}\Sigma_Q^{1/2} - I \right\|_2 \|\mu_P - \mu_Q\|_{\Sigma_Q^{-1}} \\ &\leq \left\| \Sigma_K^{-1/2}\Sigma_Q^{1/2} - I \right\|_2 \epsilon \end{aligned}$$

Now, note that  $\left\| \Sigma_K^{-1/2} \Sigma_Q^{1/2} - I \right\|_2$  is the square root of the maximal eigenvalue of

$$\left( \Sigma_K^{-1/2} \Sigma_Q^{1/2} - I \right)^T \left( \Sigma_K^{-1/2} \Sigma_Q^{1/2} - I \right)$$

Therefore,

$$\begin{aligned} \left\| \Sigma_K^{-1/2} \Sigma_Q^{1/2} - I \right\|_2^2 &= \left\| \left( \Sigma_K^{-1/2} \Sigma_Q^{1/2} - I \right)^T \Sigma_K^{-1/2} \Sigma_Q^{1/2} - I \right\|_2^2 \\ &= \left\| \Sigma_K^{-1/2} \Sigma_Q \Sigma_K^{-1/2} - \Sigma_K^{-1/2} \Sigma_Q^{1/2} - \Sigma_Q^{1/2} \Sigma_K^{-1/2} + I \right\|_2^2 \\ &\leq \left\| \Sigma_K^{-1/2} \Sigma_Q \Sigma_K^{-1/2} - I \right\|_2^2 + \left\| 2I - \Sigma_K^{-1/2} \Sigma_Q^{1/2} - \Sigma_Q^{1/2} \Sigma_K^{-1/2} \right\|_2^2 \\ &\leq \left\| \Sigma_K^{-1/2} \Sigma_Q \Sigma_K^{-1/2} - I \right\|_2^2 + \left\| I - \Sigma_K^{-1/2} \Sigma_Q^{1/2} \right\|_2^2 + \left\| I - \Sigma_Q^{1/2} \Sigma_K^{-1/2} \right\|_2^2 \\ &= \left\| \Sigma_K^{-1/2} \Sigma_Q \Sigma_K^{-1/2} - I \right\|_2^2 + 2 \left\| I - \Sigma_K^{-1/2} \Sigma_Q^{1/2} \right\|_2^2 \\ &= \left\| \Sigma_K^{-1/2} \Sigma_Q \Sigma_K^{-1/2} - I \right\|_2^2 + 2 \left\| \Sigma_K^{-1/2} \Sigma_Q^{1/2} - I \right\|_2^2 \end{aligned}$$

Solving this for  $\left\| \Sigma_K^{-1/2} \Sigma_Q^{1/2} - I \right\|_2$ , we get

$$\left\| \Sigma_K^{-1/2} \Sigma_Q^{1/2} - I \right\|_2 \leq 1 + \sqrt{1 + \left\| \Sigma_K^{-1/2} \Sigma_Q \Sigma_K^{-1/2} - I \right\|_2} \leq 1 + \sqrt{1 + \left\| \Sigma_K^{-1/2} \Sigma_Q \Sigma_K^{-1/2} - I \right\|_F} \leq 1 + \sqrt{1 + \epsilon}$$

So,

$$\left\| \mu_P - \mu_Q \right\|_{\Sigma_K^{-1}} - \left\| \mu_P - \mu_Q \right\|_{\Sigma_Q^{-1}} \leq \left\| \Sigma_K^{-1/2} \Sigma_Q^{1/2} - I \right\|_2 \epsilon \leq \epsilon + \epsilon \sqrt{1 + \epsilon}$$

A similar statement holds for  $\left\| \mu_Q - \mu_K \right\|_{\Sigma_P^{-1}} - \left\| \mu_Q - \mu_K \right\|_{\Sigma_Q^{-1}}$ , so

$$D_2(P, K) \leq D_2(P, Q) + D_2(Q, K) + 2\epsilon + 2\epsilon \sqrt{1 + \epsilon}$$

Next,

$$\begin{aligned} &\left\| \Sigma_P^{-1/2} \Sigma_K \Sigma_P^{-1/2} - I \right\|_F - \left\| \Sigma_Q^{-1/2} \Sigma_K \Sigma_Q^{-1/2} - I \right\|_F - \left\| \Sigma_P^{-1/2} \Sigma_Q \Sigma_P^{-1/2} - I \right\|_F \\ &\leq \left\| \Sigma_P^{-1/2} \Sigma_K \Sigma_P^{-1/2} - \Sigma_Q^{-1/2} \Sigma_K \Sigma_Q^{-1/2} \right\|_F - \left\| \Sigma_P^{-1/2} \Sigma_Q \Sigma_P^{-1/2} - I \right\|_F \\ &\leq \left\| \Sigma_P^{-1/2} \Sigma_K \Sigma_P^{-1/2} - \Sigma_Q^{-1/2} \Sigma_K \Sigma_Q^{-1/2} - \Sigma_P^{-1/2} \Sigma_Q \Sigma_P^{-1/2} + I \right\|_F \\ &= \left\| \left( I - \Sigma_Q^{-1/2} \Sigma_P \Sigma_Q^{-1/2} \right) \left( I - \Sigma_K^{-1/2} \Sigma_Q \Sigma_K^{-1/2} \right) + \Sigma_K^{-1/2} \Sigma_P \Sigma_K^{-1/2} - \Sigma_Q^{-1/2} \Sigma_P \Sigma_Q^{-1/2} \Sigma_K^{-1/2} \Sigma_Q \Sigma_K^{-1/2} \right\|_F \\ &\leq \left\| I - \Sigma_Q^{-1/2} \Sigma_P \Sigma_Q^{-1/2} \right\|_F \left\| I - \Sigma_K^{-1/2} \Sigma_Q \Sigma_K^{-1/2} \right\|_F + \left\| \Sigma_K^{-1/2} \Sigma_P \Sigma_K^{-1/2} - \Sigma_Q^{-1/2} \Sigma_P \Sigma_Q^{-1/2} \Sigma_K^{-1/2} \Sigma_Q \Sigma_K^{-1/2} \right\|_F \\ &\leq \epsilon^2 + \left\| \Sigma_K^{-1/2} \Sigma_P \Sigma_K^{-1/2} - \Sigma_Q^{-1/2} \Sigma_P \Sigma_Q^{-1/2} \Sigma_K^{-1/2} \Sigma_Q \Sigma_K^{-1/2} \right\|_F \end{aligned}$$

A similar argument shows

$$\begin{aligned} &\left\| \Sigma_K^{-1/2} \Sigma_P \Sigma_K^{-1/2} - I \right\|_F - \left\| \Sigma_Q^{-1/2} \Sigma_P \Sigma_Q^{-1/2} - I \right\|_F - \left\| \Sigma_K^{-1/2} \Sigma_Q \Sigma_K^{-1/2} - I \right\|_F \\ &\leq \epsilon^2 + \left\| \Sigma_P^{-1/2} \Sigma_K \Sigma_P^{-1/2} - \Sigma_Q^{-1/2} \Sigma_K \Sigma_Q^{-1/2} \Sigma_P^{-1/2} \Sigma_Q \Sigma_P^{-1/2} \right\|_F \end{aligned}$$

Combining these,

$$\begin{aligned} D_1(P, K) &\leq D_1(P, Q) + D_1(Q, K) + 2\epsilon^2 \\ &\quad + \left\| \Sigma_K^{-1/2} \Sigma_P \Sigma_K^{-1/2} - \Sigma_Q^{-1/2} \Sigma_P \Sigma_Q^{-1/2} \Sigma_K^{-1/2} \Sigma_Q \Sigma_K^{-1/2} \right\|_F \\ &\quad + \left\| \Sigma_P^{-1/2} \Sigma_K \Sigma_P^{-1/2} - \Sigma_Q^{-1/2} \Sigma_K \Sigma_Q^{-1/2} \Sigma_P^{-1/2} \Sigma_Q \Sigma_P^{-1/2} \right\|_F \end{aligned}$$

If  $[A, B] = AB - BA$  is the commutator of  $A$  and  $B$ ,

$$\begin{aligned}
& \left\| \Sigma_K^{-1/2} \Sigma_P \Sigma_K^{-1/2} - \Sigma_Q^{-1/2} \Sigma_P \Sigma_Q^{-1/2} \Sigma_K^{-1/2} \Sigma_Q \Sigma_K^{-1/2} \right\|_F \\
& \leq \left\| \Sigma_K^{-1/2} \Sigma_P \Sigma_K^{-1/2} - \Sigma_K^{-1/2} \Sigma_Q^{-1/2} \Sigma_P \Sigma_Q^{-1/2} \Sigma_Q \Sigma_K^{-1/2} \right\|_F \\
& \quad + \left\| \Sigma_K^{-1/2} \Sigma_Q^{-1/2} \Sigma_P \Sigma_Q^{-1/2} \Sigma_Q \Sigma_K^{-1/2} - \Sigma_Q^{-1/2} \Sigma_P \Sigma_Q^{-1/2} \Sigma_K^{-1/2} \Sigma_Q \Sigma_K^{-1/2} \right\|_F \\
& = \left\| \Sigma_K^{-1/2} \Sigma_P \Sigma_K^{-1/2} - \Sigma_K^{-1/2} \Sigma_Q^{-1/2} \Sigma_P \Sigma_Q^{-1/2} \Sigma_Q \Sigma_K^{-1/2} \right\|_F \\
& \quad + \left\| \left[ \Sigma_K^{-1/2}, \Sigma_Q^{-1/2} \Sigma_P \Sigma_Q^{-1/2} \right] \Sigma_Q \Sigma_K^{-1/2} \right\|_F \\
& = \left\| \Sigma_K^{-1/2} \Sigma_P \Sigma_Q^{-1/2} \Sigma_Q^{-1/2} \Sigma_Q \Sigma_K^{-1/2} - \Sigma_K^{-1/2} \Sigma_Q^{-1/2} \Sigma_P \Sigma_Q^{-1/2} \Sigma_Q \Sigma_K^{-1/2} \right\|_F \\
& \quad + \left\| \left[ \Sigma_K^{-1/2}, \Sigma_Q^{-1/2} \Sigma_P \Sigma_Q^{-1/2} \right] \Sigma_Q \Sigma_K^{-1/2} \right\|_F \\
& = \left\| \Sigma_K^{-1/2} \left[ \Sigma_P, \Sigma_Q^{-1/2} \right] \Sigma_Q^{-1/2} \Sigma_Q \Sigma_K^{-1/2} \right\|_F + \left\| \left[ \Sigma_K^{-1/2}, \Sigma_Q^{-1/2} \Sigma_P \Sigma_Q^{-1/2} \right] \Sigma_Q \Sigma_K^{-1/2} \right\|_F \\
& = \left\| \Sigma_K^{-1/2} \left[ \Sigma_P, \Sigma_Q^{-1/2} \right] \Sigma_Q^{-1/2} \Sigma_K^{-1/2} \right\|_F + \left\| \left[ \Sigma_K^{-1/2}, \Sigma_Q^{-1/2} \Sigma_P \Sigma_Q^{-1/2} \right] \Sigma_Q \Sigma_K^{-1/2} \right\|_F
\end{aligned}$$

Similarly,

$$\begin{aligned}
& \left\| \Sigma_P^{-1/2} \Sigma_K \Sigma_P^{-1/2} - \Sigma_Q^{-1/2} \Sigma_K \Sigma_Q^{-1/2} \Sigma_P^{-1/2} \Sigma_Q \Sigma_P^{-1/2} \right\|_F \\
& \leq \left\| \Sigma_P^{-1/2} \left[ \Sigma_K, \Sigma_Q^{-1/2} \right] \Sigma_Q^{-1/2} \Sigma_P^{-1/2} \right\|_F + \left\| \left[ \Sigma_P^{-1/2}, \Sigma_Q^{-1/2} \Sigma_K \Sigma_Q^{-1/2} \right] \Sigma_Q \Sigma_P^{-1/2} \right\|_F
\end{aligned}$$

So finally, if we let

$$\begin{aligned}
E(P, Q, K) & := \frac{1}{2} \left\| \Sigma_K^{-1/2} \left[ \Sigma_P, \Sigma_Q^{-1/2} \right] \Sigma_Q^{-1/2} \Sigma_K^{-1/2} \right\|_F + \frac{1}{2} \left\| \left[ \Sigma_K^{-1/2}, \Sigma_Q^{-1/2} \Sigma_P \Sigma_Q^{-1/2} \right] \Sigma_Q \Sigma_K^{-1/2} \right\|_F \\
& \quad + \frac{1}{2} \left\| \Sigma_P^{-1/2} \left[ \Sigma_K, \Sigma_Q^{-1/2} \right] \Sigma_Q^{-1/2} \Sigma_P^{-1/2} \right\|_F + \frac{1}{2} \left\| \left[ \Sigma_P^{-1/2}, \Sigma_Q^{-1/2} \Sigma_K \Sigma_Q^{-1/2} \right] \Sigma_Q \Sigma_P^{-1/2} \right\|_F
\end{aligned}$$

then the theorem follows.

$E(P, Q, K)$  satisfies slow growth behaviour in our context. If  $\Sigma_P, \Sigma_Q, \Sigma_K$  are jointly diagonalizable, then clearly  $E(P, Q, K) = 0$  since each commutator will be 0. Beyond this, we can trivially bound  $E$  by

$$\begin{aligned}
E(P, Q, K) & \leq C_{Q,K} \left\| \left[ \Sigma_P, \Sigma_Q^{-1/2} \right] \right\|_F + C'_{Q,K} \left\| \left[ \Sigma_K^{-1/2}, \Sigma_Q^{-1/2} \Sigma_P \Sigma_Q^{-1/2} \right] \right\|_F \\
& \quad + C_{P,Q} \left\| \left[ \Sigma_K, \Sigma_Q^{-1/2} \right] \right\|_F + C'_{P,Q} \left\| \left[ \Sigma_P^{-1/2}, \Sigma_Q^{-1/2} \Sigma_K \Sigma_Q^{-1/2} \right] \right\|_F,
\end{aligned}$$

and each constant  $C_{i,j}$  depends on ratios of eigenvalues of  $i, j \in \{P, Q, R\}$ .

## Appendix C. Algorithms

---

### Algorithm 1 DBSCAN

---

**Input:** Data  $X = \{x_1, \dots, x_m\}$ ,  $\epsilon > 0$ ,  $\text{minPts} \in \mathbb{N}$

**Output:** Clusters  $\{C_k\}$

$n \leftarrow 0$

$N \leftarrow \emptyset$

**while**  $X \setminus (N \cup \bigcup_{k=0}^{n-1} C_k) \neq \emptyset$  **do**

  Pick  $x \in X \setminus (N \cup \bigcup_{k=0}^{n-1} C_k)$

**if**  $\#R_\epsilon(x) < \text{minPts}$  **then**

$N \leftarrow N \cup \{x\}$

**else**

$C_n \leftarrow \{x\}$

$S \leftarrow R_\epsilon(x) \setminus (N \cup \{x\})$

**while**  $S \neq \emptyset$  **do**

      Pick  $y \in S$

**if**  $\#R_\epsilon(y) < \text{minPts}$  **then**

$N \leftarrow N \cup \{y\}$

$S \leftarrow S \setminus \{y\}$

**else**

$C_n \leftarrow C_n \cup \{y\}$

$S \leftarrow (S \cup R_\epsilon(y)) \setminus (N \cup C_n)$

**end if**

**end while**

**if**  $\#C_n < \text{minPts}$  **then**

$N \leftarrow N \cup C_n$

$C_n \leftarrow \emptyset$

**else**

$n \leftarrow n + 1$

**end if**

**end if**

**end while**

---

---

**Algorithm 2** OPTICS

---

**Input:** Data  $X = \{x_1, \dots, x_m\}$ ,  $\epsilon > 0$ ,  $\text{minPts} \in \mathbb{N}$ ,  $n = 0$ ,  $Q = \emptyset$   
**Output:** Ordering  $Q$ , minimal reachability distances  $d_{\min} : X \rightarrow \mathbb{R}_{\geq 0}$

```
for  $p \in X$  do  
     $d_m(p) \leftarrow \infty$   
end for  
for  $p \in X$  unprocessed do  
     $N \leftarrow R_\epsilon(p)$   
    Mark  $p$  as processed  
     $Q \leftarrow Q \cup \{p\}$   
    if  $d_{\text{core}}(p) \neq \infty$  then  
         $S = \emptyset$   
        update( $N, p, S, \epsilon, \text{minPts}$ )  
        for  $q \in S$  do  
             $N' \leftarrow R_\epsilon(q)$   
            Mark  $q$  as processed  
             $Q \leftarrow Q \cup q$   
            if  $d_{\text{core}}(q) \neq \infty$  then  
                update( $N, p, S, \epsilon, \text{minPts}$ )  
            end if  
        end for  
    end if  
end for
```

---

---

**Algorithm 3** Update

---

**Input:** Neighborhood  $N$ , core point  $p$ , queue  $S$ ,  $\epsilon > 0$ ,  $\text{minPts} \in \mathbb{N}$

```
for  $o \in N$  do  
     $d_{\text{new}} = \max \{d_{\text{core}}(p), \|p - o\|\}$   
    if  $d_{\min}(o) = \infty$  (Note this means  $o \notin S$ ) then  
         $d_{\min}(o) \leftarrow d_{\text{new}}$   
         $S = S \cup \{o\}$   
    else  
        if  $d_{\text{new}} < d_{\min}(o)$  then  
             $d_{\min}(o) \leftarrow d_{\text{new}}$   
            Reorganize  $S$  to be in increasing order by value of  $d_{\min}$   
        end if  
    end if  
end for
```

---

---

**Algorithm 4** LINSCAN

---

**Input:** Data  $X = \{x_1, \dots, x_m\}$ ,  $\epsilon > 0$ ,  $\text{minPts} \in \mathbb{N}$ ,  $n = 0$ ,  $N = \emptyset$ ,  $\text{eccPts} \in \mathbb{N}$

**Output:** Clusters  $\{C_k\}$

$n \leftarrow 0$

$N \leftarrow \emptyset$

$\mathcal{P} \leftarrow \emptyset$

**for**  $x \in X$  **do**

$\mu \leftarrow \mu_{P^{\text{eccPts}}(x)}$

$\Sigma \leftarrow \Sigma_{P^{\text{eccPts}}(x)}$

$P \leftarrow \mathcal{N}(\mu, \Sigma)$

$\mathcal{P} \leftarrow \mathcal{P} \cup \{P\}$

**end for**

$\{D_k\} \leftarrow \text{OPTICS}(\mathcal{P}, \epsilon, \text{minPts})$

**for**  $k \in \{0, 1, \dots, n\}$  **do**

$C_k \leftarrow \{x_i \in X : P_i \in D_k\}$

**end for**

---