

MACAW: A Machine Code Toolbox for the Busy Binary Analyst

RYAN G. SCOTT, Galois, Inc., United States
BRETT BOSTON
BENJAMIN DAVIS, Galois, Inc., United States
IAVOR DIATCHKI, Galois, Inc., United States
MIKE DODDS, Galois, Inc., United States
JOE HENDRIX
DANIEL MATICHUK, Galois, Inc., United States
KEVIN QUICK, Galois, Inc., United States
TRISTAN RAVITCH
VALENTIN ROBERT, Galois, Inc., United States
BENJAMIN SELFRIDGE, Galois, Inc., United States
ANDREI ȘTEFĂNESCU
DANIEL WAGNER, Galois, Inc., United States
SIMON WINWOOD

When attempting to understand the behavior of an executable, a binary analyst can make use of many different techniques. These include program slicing, dynamic instrumentation, binary-level rewriting, symbolic execution, and formal verification, all of which can uncover insights into how a piece of machine code behaves. As a result, there is no one-size-fits-all binary analysis tool, so a binary analysis researcher will often combine several different tools. Sometimes, a researcher will even need to design new tools to study problems that existing frameworks are not well equipped to handle. Designing such tools from complete scratch is rarely time- or cost-effective, however, given the scale and complexity of modern instruction set architectures.

We present MACAW, a modular framework that makes it possible to rapidly build reliable binary analysis tools across a range of use cases. Over a decade of development, we have used MACAW to support an industrial research team in building tools for machine code-related tasks. As such, the name “MACAW” refers not just to the framework itself, but also a suite of tools that are built on top of the framework. We describe MACAW in depth and describe the different static and dynamic analyses that it performs, many of which are powered by an SMT-based symbolic execution engine. We put a particular focus on interoperability between machine code and higher-level languages, including binary lifting from x86 to LLVM, as well verifying the correctness of mixed C and assembly code.

ACM Reference Format:

Ryan G. Scott, Brett Boston, Benjamin Davis, Iavor Diatchki, Mike Dodds, Joe Hendrix, Daniel Matichuk, Kevin Quick, Tristan Ravitch, Valentin Robert, Benjamin Selfridge, Andrei Ștefănescu, Daniel Wagner, and Simon Winwood. 2024. MACAW: A Machine Code Toolbox for the Busy Binary Analyst. *Proc. ACM Program. Lang.* 1, Conference, Article 1 (September 2024), 19 pages.

Authors' addresses: Ryan G. Scott, Galois, Inc., United States, rscott@galois.com; Brett Boston; Benjamin Davis, Galois, Inc., United States, ben@galois.com; Iavor Diatchki, Galois, Inc., United States, diatchki@galois.com; Mike Dodds, Galois, Inc., United States, miked@galois.com; Joe Hendrix; Daniel Matichuk, Galois, Inc., United States, dmatichuk@galois.com; Kevin Quick, Galois, Inc., United States, kquick@galois.com; Tristan Ravitch; Valentin Robert, Galois, Inc., United States, val@galois.com; Benjamin Selfridge, Galois, Inc., United States, benselfridge@galois.com; Andrei Ștefănescu, andrei@stefanescu.io; Daniel Wagner, Galois, Inc., United States, dmwit@galois.com; Simon Winwood, simonjwinwood@gmail.com.

2024. ACM 2475-1421/2024/9-ART1
<https://doi.org/>

1 INTRODUCTION

Binary analysis refers to not one class of tool, but many. Starting with an unknown binary, there are many tasks that an engineer may want to accomplish. These may include *discovering* the structure of the binary, *transforming* the binary to achieve some goal, *analyzing* the binary to identify particular properties or vulnerabilities, and/or *formally verifying* that the binary matches some specification. These broad tasks can be combined and specialized into many domains, objectives, tool types, and instruction sets. The result is that there is as yet no optimal binary analysis tool, but rather a large space of potentially useful designs.

We present MACAW, a binary analysis toolkit which we have built to help us explore this design space of tools. MACAW exists in a similar niche as frameworks such as Angr [Shoshitaishvili et al. 2016] and, to a lesser extent, reverse-engineering suites such as Ghidra [Rohleder 2019] and Binary Ninja [Vector35 2023a]. What sets MACAW apart are the intended use cases. MACAW is not a standalone tool, but it is instead a Haskell library that can be used to rapidly construct and evaluate binary analysis tools. The main MACAW library is also accompanied by a suite of libraries for disassembly, representing architecture semantics, and symbolically executing machine code, which we collectively refer to as the *MACAW ecosystem*. MACAW is designed to help us build quickly, maximize reuse of existing components, and avoid costly errors during prototyping. This imposes a particular set of design constraints on the MACAW ecosystem, which we explain in this paper.

MACAW was built to support an industry research team developing novel binary analysis tools. This team executed on multiple research projects over a decade, with a significant amount of personnel change over this time. In this environment, MACAW has served as a key library that helped us develop successful tool prototypes. In this paper, we discuss the most interesting and mature tool designs, which are:

- REOPT, a binary lifter which converts x86-64 binaries to LLVM code and performs reoptimizations on the lifted code. *This was the original MACAW use-case.*
- SAW, a formal verification platform that supports mixed C and machine code. See [Boston et al. 2021; Chudnov et al. 2018; Dodds 2020] for industry use-cases of SAW.
- RENOVATE, a static binary rewriter that allows users to add or remove code without executing the binary.
- MCTRACE, a binary instrumentation tool to insert probes to dynamically collect telemetry with low-overhead tracing, including in environments without an operating system.
- AMBIENT-VERIFIER, a static verifier that can prove the presence of weird machines [Dullien 2020] in binaries (or lack thereof).
- PATE, a relational verifier that proves that two binaries have the same observable behaviors.
- CERRIDWEN, a tool for ranking how similar a binary is to a known corpus of binaries.
- SURVEYOR, an interactive debugger that, among other features, can step through machine code and inspect symbolic values.

To illustrate in more depth how MACAW works, we discuss two of these tools in detail, REOPT and SAW. We focus on these two because they support very different tasks and, as such, require combining MACAW's components in very different and illustrative ways.

A key component of MACAW's design is its deep integration with CRUCIBLE [Christiansen et al. 2019], an SMT-backed symbolic execution engine. Although CRUCIBLE was originally developed for simulating higher-level imperative programming languages such as C, the same technology proves valuable for simulating the behavior of machine code as well. Many tools built on top

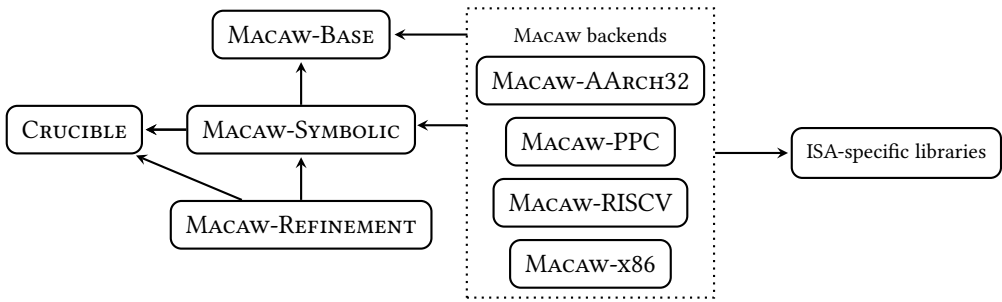


Fig. 1. The MACAW library ecosystem. An arrow $A \rightarrow B$ indicates that library A depends on library B.

of MACAW—including SAW, RENOVATE, AMBIENT-VERIFIER, PATE, and SURVEYOR—leverage CRUCIBLE to perform different analyses, including static program analysis and formal verification. Because CRUCIBLE also supports higher-level languages such as C, this makes it easier to simultaneously analyze codebases that mix these languages with machine code. This is something that SAW takes advantage of, as it leverages MACAW and CRUCIBLE to verify mixed C and machine code.

MACAW provides a specific point in the design space of binary analysis frameworks which has proved useful for us in developing a wide range of capabilities. In Section 2, we discuss the core design of the MACAW IR and supporting ecosystem, and we discuss how this design aligns with goals. In Section 3, we explore the tools that we have built on top of MACAW in more detail. We use this to explain how MACAW helps us to effectively build tools in a variety of domains. In Section 4, we compare MACAW to existing frameworks such as Angr, and we also compare MACAW-based tools to similar efforts. Many of the differences come down to tradeoffs; we describe both the upsides and downsides of the choices that led to MACAW’s design. Section 5 concludes and discusses our future design ambitions for MACAW.

2 DESIGN OF THE MACAW ECOSYSTEM

The MACAW ecosystem consists of a set of Haskell libraries, whose relationships are depicted in Figure 1. At the heart of the ecosystem is MACAW-BASE, which only contains functionality that is independent of any particular architecture. This includes the core MACAW intermediate representation (IR), code discovery, optimization passes, and an ELF loader for ingesting binaries.

Any architecture-specific functionality is encapsulated in a MACAW backend library. MACAW was originally designed with x86-64 support in mind, which gave rise to the first backend, MACAW-x86. Later, MACAW-AARCH32, MACAW-PPC, and MACAW-RISCV were added. Each of these backends are built on top of other libraries that integrate MACAW with disassemblers for specific instruction set architectures (ISAs), and they also encode the semantics of each architecture’s instructions into a form that can be reasoned about. For instance, MACAW-RISCV is built on top of the GRIFT library, which provides a formal specification of the RISC-V ISA in Haskell [Selfridge 2019].

2.1 Integrating ISAs into MACAW

While MACAW-BASE provides the basic substrate for performing binary analysis, it is not very useful without a mechanism for representing ISA-specific details within MACAW. To this end, there are a suite of libraries supporting each architecture backend. Each MACAW-supported architecture comes with its own disassembler for parsing machine code into a form that MACAW can ingest, and it also comes with a library for representing the semantics of each instruction in a precise

way. Having codified semantics enables both formal verification, which MACAW richly supports (see Section 3.2), and machine-code synthesis [Srinivasan and Reps 2015], for which MACAW has experimental support.

Incorporating a new ISA into MACAW can be a substantial amount of work. Throughout the years, we have experimented with a number of different approaches for implementing MACAW disassemblers and semantics, and we have made pragmatic choices over time. For some architecture backends, such as MACAW-RISCV, we implement disassemblers and semantics by hand. For other backends, we generate implementations automatically from ISA specifications. For instance, MACAW-AArch32’s disassembler is derived from the official ARM XML specification [Reid 2016], which we use to compute parse tables for each instruction. In addition, the XML spec encodes the semantics of each instruction in ARM’s Architecture Specification Language (ASL). We generate MACAW-AArch32’s semantics by symbolically executing ASL expressions using CRUCIBLE (see Section 2.6).

Each approach has its tradeoffs. Manually implementing disassemblers and semantics makes it easier to understand the code in isolation, but it requires more careful auditing for mistakes. Machine-generated code is generally quicker to develop and less error-prone, but at the expense of obfuscating the code. As a general principle, we prefer hand-written implementations for smaller ISAs (e.g., RISC-V) and machine-generated implementations for larger ISAs (e.g., AArch32).

2.2 Typed Address Representations

MACAW represents a machine address with the `MemWord w` type, which consists of a machine word of size w bits. Note that w is a *type-level* number, which means that this convention is checked at compile-time, not runtime. This makes critical use of GHC’s `DataKinds` extension, which allows certain forms of values to be promoted to the type level [Yorgey et al. 2012].

The w type parameter is one example of a key design choice made throughout MACAW’s code: where possible, use GHC language extensions to encode invariants about machine code at the type level. This tradition was inspired by the CRUCIBLE symbolic execution library [Christiansen et al. 2019], with which MACAW integrates (see Section 2.6). For example, [Christiansen et al. 2019, Section 3] defines a `CrucibleType` data type that classifies the shape of CRUCIBLE expressions. Following suit, MACAW defines its own `MacawType` to classify the shape of machine code values—we give some selected definitions in Appendix A, Figure A.1.

An example of this strong typing discipline being put to use is encoding the bit widths of AArch32 instructions. AArch32 processors have two instruction sets: ARM mode, where each instruction is 32 bits, and Thumb mode, where each instruction is 16 bits. MACAW encodes these bit widths at the type level, and as a result, attempting to mix the two instructions sets without an explicit mode switch will result in a type error. This has caught many potential errors when developing MACAW-based tools, as ARM and Thumb instructions can often occur within the same binary.

2.3 From Addresses to Architectures

Just as MACAW’s address types are indexed by the number of bits w , many MACAW abstract syntax types are parameterized by an `arch` type parameter, which represents the processor architecture being used. Doing so ensures that operations from separate architectures are not mixed up. For example, MACAW-x86 instantiates `arch` with an `X86_64` type, MACAW-AArch32 instantiates `arch` with an `AArch32` type, and so on. We refer to types like `X86_64` and `AArch32` as *architecture extension points*. One example of an `arch`-indexed type is `ArchReg`, which is displayed in more detail in Appendix A, Figure A.2. `ArchReg` uses GHC’s `TypeFamilies` extension [Schrijvers et al. 2008] to map an architecture extension point to a register data type.

Sometimes, arch-indexed data types must interact with w-indexed data types. A MACAW architecture uniquely determines the number of bits in a machine address, so MACAW defines a `RegAddrWidth` type family to bridge the gap between the former and the latter. This is such a commonly used type family that MACAW also provides a variety of type synonyms defined on top of `RegAddrWidth` for convenience, which are depicted in Appendix A, Figure A.2.

2.4 The MACAW Intermediate Language

MACAW uses a three address code-based intermediate language [Aho et al. 1986] that is centered around basic blocks (`Block`). Each basic block consists of a list of statements (`Stmt`) followed by a special terminator statement (`TermStmt`). These data types are given in Appendix A, Figure A.3. For example, the `Block` type is defined as follows:

```
data Block arch ids = Block
  { blockStmts :: [Stmt arch ids]
  , blockTerm  :: TermStmt arch ids }
```

Each data type is parameterized by two type parameters: `arch`, which encodes the architecture, and `ids`, which denotes the set of identifiers used in assignment instructions. The `ids` type parameter is unique to each decoded function, which ensures that instructions from different functions cannot be mixed without an explicit renaming step. The `ids` type parameter functions similarly to the `s` type parameter in Haskell's `ST s` type [Launchbury and Peyton Jones 1995].

The control flow in MACAW is oriented around basic blocks, and each basic block has an address corresponding to the address of the first instruction. A disassembled machine instruction can correspond to multiple `Stmts`, depending on the complexity of the instruction. Note that the `Stmts` in two blocks are allowed to overlap. For example, this is necessary to support `AArch32` binaries, where instructions can be in both ARM or Thumb mode depending on how they are reached.

The core MACAW IR is compact and covers common operations present in multiple ISAs, which are used to represent the behavior of many instructions. These operations primarily involve integer arithmetic (e.g., `add` and `sub` in x86-64), and MACAW encodes these operations using bitvectors in a way that can be easily translated to SMT. More complicated operations (i.e., ones that do not map directly to SMT) are put into syntactically separate parts of the `Stmt` language. For example, memory accesses are their own category, as they must be decomposed into SMT-friendly operations via symbolic execution (see Section 2.6). There is also a separate category for architecture-specific extensions (e.g., data cache hints in PowerPC), for which each ISA has a small number of instructions.

This separation between common operations and more complicated ones reflects a key MACAW design decision: the MACAW IR does not attempt to be generic enough to encode every possible instruction directly. One benefit for this decision is that it keeps the MACAW IR relatively readable. Although MACAW *could* expand every instruction directly to core operations, this could easily cause the number of `Stmts` to balloon in size. For example, x86-64's AES-NI instructions would likely need hundreds of bitvector operations to encode directly. Another benefit is that some instructions perform effects that not all MACAW clients need to model, so putting them into architecture-specific extensions means that clients only “pay” for extensions that they reason about. This gives MACAW users a high degree of control when mixing different components.

2.5 Code Discovery

One of the most important passes in MACAW-BASE is code discovery, which aims to identify all of the functions in a binary that are reachable from a set of entry point addresses. The core algorithm that powers code discovery is illustrated in Figure 2. The algorithm discovers one function at a

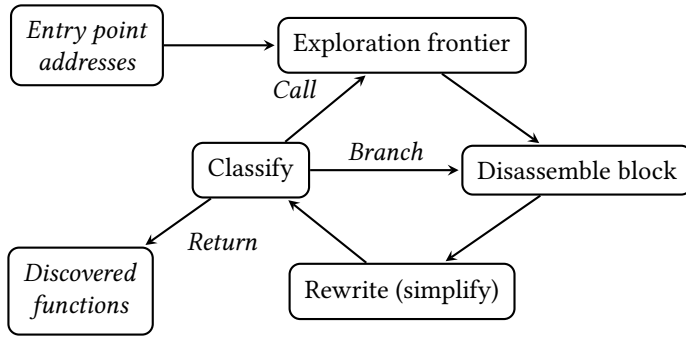


Fig. 2. MACAW’s core code discovery algorithm.

time by taking candidate function addresses from the *exploration frontier*, which is seeded with an initial set of entry points. Usually, these entry points are taken from the entry point address of an ELF binary, the dynamic entry points of a shared library, the addresses of static symbols (when available), as well as function addresses derivable from metadata, such as DWARF unwinding tables. MACAW also supports specifying custom entry points, which can be useful for binaries that lack symbol information (e.g., stripped binaries).

The main part of the algorithm is the block decoding loop, which discovers functions by decoding their individual blocks. First, MACAW decodes an instruction using a low-level disassembly function for the specific architecture. Next, MACAW lifts the instruction into a semantic representation as a sequence of `Stmts`. If the instruction changes control flow (e.g., x86-64’s `call`), MACAW will terminate the block with a `TermStmt`; otherwise, it will restart the loop and continue decoding the block.

Next, MACAW performs rewriting, which simplifies terms in the block to improve readability and simplify later analyses. Afterwards, MACAW analyzes the block to determine what kind of control-flow transfer terminates the block, be it a jump, function call, or otherwise. To this end, MACAW tracks abstract domains for each machine register, using techniques inspired by value-set analysis [Balakrishnan and Reps 2004] to update the domains as new blocks are discovered. At the end of analysis, MACAW consults the abstract return address, as well as the addresses and bounds of jump tables, to *classify* how the block terminates. Targets of function calls are added to the exploration frontier as they are classified, which is used in subsequent iterations of the algorithm.

2.6 Symbolic Execution via CRUCIBLE

A key component of the MACAW ecosystem is MACAW-SYMBOLIC, which defines functionality for simulating MACAW IR programs with CRUCIBLE, a symbolic execution library targeting imperative code [Christiansen et al. 2019]. Using MACAW-SYMBOLIC, one can simulate a binary with symbolic data, such as symbolic register states or stack contents. During simulation, CRUCIBLE will generate verification conditions that are discharged to an SMT solver.

Besides machine code, CRUCIBLE also includes backends targeting other imperative programming languages, including C, Java, and Rust. CRUCIBLE’s LLVM backend (which enables reasoning about C code) has been battle-tested on a large number of verification problems from the SV-COMP verification competition [Scott et al. 2021]. Moreover, CRUCIBLE can reason about code that mixes languages, such as C programs that use inline assembly (see Section 3.2).

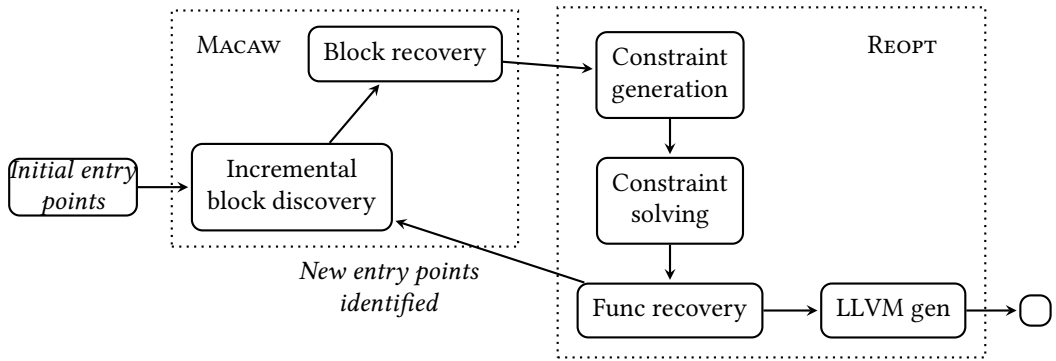


Fig. 3. REOPT’s function recovery loop.

2.6.1 Symbolic Code Discovery. The MACAW ecosystem also includes an additional, optional method of code discovery provided by the MACAW-REFINEMENT library. This library utilizes symbolic execution to discover code targets, which can supplement the simpler, pattern-based heuristics that MACAW-BASE uses.

As an example, consider a switch statement whose expression is an integer i whose range of possible values was previously constrained by an `if` statement. When the various case targets of the switch statement are small and regularly sized, the compiler may encode the switch statement as a jump to $i * s$, where s is the size of the largest case block. MACAW-BASE’s pattern-based heuristics will not be aware the constraints from the `if` statement, and thus they cannot limit the scope of possible jump targets to the specific set of valid addresses. Using MACAW-REFINEMENT, on the other hand, allows an SMT solver to indicate the constrained set of possible jump targets to add those to the discovery frontier.

3 CASE STUDIES

3.1 REOPT

REOPT [Hendrix et al. 2019] is an optimization tool that lifts functions in a compiled binary into LLVM bitcode, optimizes the intermediate bitcode, and then recompiles it into a new executable. REOPT currently supports x86-64 binaries compiled in the ELF format for Linux. The MACAW library began its life as an internal component of the REOPT tool, and much of MACAW’s design reflects considerations that were important at the time of REOPT’s development.

The primary challenge in designing a tool like REOPT is going from MACAW’s IR, which only has very minimal type information associated with each basic block, to the LLVM IR, which has a comparatively richer type system. At the MACAW level, most values in general-purpose registers look like integers, but when REOPT outputs LLVM bitcode, it is helpful to distinguish between integers, structs, pointers, and function pointers.

To this end, REOPT includes a type-based function recovery pass, which is depicted in Figure 3. Starting from a list of initial entry point functions (which are either inferred from the binary or user-specified), the tool calls MACAW to discover the closure of basic blocks reachable from the currently known blocks. Once the basic blocks have been recovered (c.f. Section 2.5), REOPT performs a demand analysis, allowing it to compute the x86-64 arguments and return registers on a per-block basis, aggregating them into register “demand sets” for entire functions, which are then synthesized into appropriate argument and return values for the whole function.

At this point, we only know the size of registers, but not whether they contain integers, floating-point values, or, for those registers whose size matches that of virtual addresses for the architecture, data or code pointers. However, there is information in the instruction flow that can help distinguish between all these cases, sometimes uniquely identifying what high-level type a register should have. In order to produce better LLVM code, REOPT will gather constraints for all intermediate registers, function arguments, and return values. For instance, a register flowing into the memory operand of a memory operation ought to be some pointer, while a value coming out of a division operation must be numeric. REOPT will solve these constraints to determine a candidate type for every function. REOPT also has some experimental support for row types, allowing it to recover structural types, including recursive ones such as linked lists.

During this process, REOPT may uncover calls to other functions, in which case MACAW's code discovery will need to be invoked once more. For instance, if a function's argument is determined to hold function pointers, all concrete values flowing into this argument position can be safely added to the candidate entry points pool. Thanks to MACAW's incremental design, REOPT is able to resume block discovery with those new entry points without incurring duplicate work. Once all of the constraints are solved, the final output is an LLVM program consisting of all the function definitions that have been recovered, which now have much richer types.

3.1.1 REOPT Type Constraints. REOPT's approach to reverse engineering types for assembly functions is loosely based on the TIE system described in Lee et al. [2011]. The type system presented in that work is slightly more sophisticated than what REOPT needs. For instance, REOPT generates LLVM, which does not distinguish between the types of signed and unsigned integers, so REOPT does not bother to track this information. Likewise, where TIE relies on value-set analysis to get more precise offset information in structured types, REOPT relies on MACAW's symbolic offsets, which may either be concrete offsets or opaque to its analysis.

Ultimately, REOPT is concerned with distinguishing pointers from non-pointer values. Without the type inference pass, REOPT would lift all pointer arithmetic to integer arithmetic and would have to introduce an LLVM `inttoptr` cast every time such a value would be in address position in a memory load or store instruction. This is important because treating pointers as integers up to the last second inhibits LLVM optimizations and obfuscates pointer manipulation for both human and tool consumers of the lifted IR. Instead, pointer arithmetic can be lifted to pointer-manipulating instructions, describing them using types with richer structure, benefiting the readability of the lifted code, and enabling more complex code analyses and transformations. Knowing these types, REOPT can produce the more appropriate `getelementptr` LLVM instruction, operating over typed pointers. We give an instance of such an output change in Appendix B, Figure B.1.

3.1.2 REOPT Limitations. REOPT's function recovery, as sophisticated as it is, may still not be enough to infer a precise type for a function. One reason is that MACAW's code discovery is not perfect, and when it cannot process all of the instructions in a basic block, it will conservatively bail out and possibly omit some instructions that are crucial for inferring the types of the block's inputs and outputs. To help alleviate this problem, REOPT includes an option to supply header files, as well as debug information files, which contain function type signatures that REOPT should assume when it encounters known functions. This is particularly useful for external function calls (e.g., from `libc`), where REOPT either does not have the entire function definition available, or the full definition is sufficiently low-level that analyzing it proves costly.

Recent work has also been aimed at addressing limitations when working with stripped binaries with no debug sections. Such binaries have historically proven challenging for REOPT, as the only entry point initially known for such binaries is the one listed as entry point of the executable.

Typically, this will be the address of a symbol that would have been named `_start` before stripping, and whose code does *not* contain an explicit call to the address of the main symbol.

```
void _start() {  
    // Some scaffolding code, ending with:  
    __libc_start_main(&main); // `main` called back when C runtime ready  
}
```

Instead, the start routine will call the C run-time scaffolding symbol, `__libc_start_main`, passing the address of the main symbol as an argument to it. As such, the binary does not contain any explicit call to `main`, and MACAW will subsequently miss the `main` function and stop exploring right away. This is where the type-driven analysis of REOPT can help. In this case, REOPT knows that `__libc_start_main` expects a function pointer thanks to the `libc` debug information. Upon noticing the address of `main` flowing into a call to `__libc_start_main`, REOPT will instruct MACAW to resume block discovery with this new address as a function entry point.

There are three reasons why we designed REOPT to use a type-based approach. First, REOPT favors this approach over heuristical ones, as this not only applies to discovering the `main` symbol in a stripped binary, but also any function address passed to a higher-order function, be it in an external library or locally within the binary being lifted. Second, REOPT prefers a discovery-guided approach, where we only inspect bytes of the code section when we witness an explicit flow of control to it, over a greedy inspection of the entire code section, as it still allows us to avoid false positives such as dead code, nop paddings, or misaligned decodings. Finally, REOPT favors a type-aware approach to a greedy inspection of all pointer-sized values that could look like they could point to code, as some floating-point values may also look like pointers to the code segment, and this would also yield false positives. In all the above cases, not only does REOPT find known-to-be-reachable addresses, it also discovers them in a context where it knows the type of their arguments and return value, which allows REOPT to properly lift these basic blocks into well-typed LLVM functions.

3.2 SAW

The Software Analysis Workbench (SAW) [Dockins et al. 2016] is a verification tool that can reason about the behavior of imperative programs by proving them equivalent to functional specifications. SAW supports a variety of different source languages, including code written in C, Java, Rust, and most relevantly for this work, x86-64. SAW has been successfully used to verify a variety of industrial-strength cryptographic libraries written in a mixture of C and x86-64, including the s2n Transport Layer Security (TLS) stack [Chudnov et al. 2018], the AWS LibCrypto library [Boston et al. 2021], and the BLST library [Dodds 2020].

SAW ingests x86-64 machine code by leveraging MACAW to lift assembly instructions into a CRUCIBLE control-flow graph. Separately from the machine code itself, SAW also takes as input a list of specifications that describe the intended behavior of each assembly function. These specifications consist of Hoare-style pre- and post-conditions that describe the shape of memory and the behavior of the function itself. SAW checks each function against its specification by symbolically executing the function's CFG and ensuring that the conditions described in the function are respected along the way, discharging any non-trivial proof goals to an SMT solver.

Aside from checking functional correctness, SAW also checks that a function is memory safe. In the context of a language like C, this is a well understood problem, as the C standard dictates what it means for a C program to interact with memory in a valid way. The notion of memory safety becomes blurrier with assembly code, however, as there are almost no universally accepted rules on what constitutes safe reads and writes. The only guidelines that one can typically rely on

are the conventions used within a particular program, as well as the Application Binary Interface (ABI) for calling external functions.

SAW specifically targets programs with mixed C and x86-64 code where the C code controls the program’s memory, and all x86-64 functions only ever access the C code’s memory. In this setting, SAW can leverage CRUCIBLE’s LLVM-based memory model for modeling both types of code. This means that SAW is able to prove all memory reads and writes in the x86-64 code are correct with respect to the host language’s memory model. As a small example of how SAW’s x86-64 support works, we will verify the behavior of a tiny increment assembly function that takes a single pointer argument and increments the value it points to by one.

```

increment:                                     // Equivalent C code:
  mov rax, [rdi]                               void increment(uint64_t* i)
  add rax, 1                                   {
  mov [rdi], rax                               *i += 1;
  ret                                           }

```

We can write a SAW specification `increment_spec` that captures the intended behavior:

```

let increment_spec = do {
  ptr <- llvm_alloc (llvm_int 64);
  val <- llvm_fresh_var "val" (llvm_int 64);
  llvm_points_to ptr (llvm_term val);
  llvm_execute_func [ptr];
  llvm_points_to ptr (llvm_term {{ val + 1 }});
};

```

This specification declares a series of statements, where each statement before the `llvm_execute_func` is a pre-condition and each statement after is a post-condition. The pre-conditions state that the function accepts a single pointer argument that points to an arbitrary 64-bit LLVM integer value. The post-condition states that after the function is invoked, the pointer argument will then point to the initial integer value plus one. Again, we are leveraging LLVM to describe the shape of memory, and all of the commands used here could apply to C functions just as much as x86-64 ones.

The increment function can be checked against `increment_spec` by running:

```
llvm_verify_x86 "./increment_bin" "increment" increment_spec z3;
```

Here, `increment_bin` is the ELF binary that defines `increment`, and `z3` is the SMT solver to discharge proof goals to during symbolic execution. This is the only command that is machine code-specific, as this is where MACAW is used to lift the assembly code in `increment` to a CFG and pass it on to SAW’s symbolic execution engine. Although the `llvm_verify_x86` command is specific to the x86-64 ISA, it could very easily be extended to handle other architectures as well ¹.

3.3 Other Case Studies

AMBIENT-VERIFIER. A verification tool built on top of MACAW that evaluates whether or not it is possible to trigger a *weird machine* (WM) [Dullien 2020] in a binary, i.e., a code execution path that occurs outside of the intended specification of the program. One challenging aspect of triaging the presence of WMs is determining what environmental conditions—such as command-line arguments, environment variables, or file system state—are strictly required to trigger the WM, and which conditions are irrelevant to the WM. To this end, *AMBIENT-VERIFIER* leverages symbolic execution to make certain parts of the environment symbolic to explore the different

¹For example, an `llvm_verify_aarch32` command is planned: *anonymized for review*

execution paths, which can help users of the tool determine which parts of the environment are most relevant to the WM at hand.

Many WMs reside in a shared library that a binary depends on, such as `libc`. To this end, it is important to be able symbolically execute the code inside of low-level shared libraries, but this can be difficult due to how often these libraries contain low-level functions and system calls. While CRUCIBLE can simulate this type of code, the performance is often impractically slow.

To allow the tool to execute shared libraries in an efficient manner, AMBIENT-VERIFIER includes a mechanism for overriding the behavior of functions and system calls. For instance, AMBIENT-VERIFIER can intercept calls to the `getppid` system call and replace it with a version that returns a fresh, symbolic integer as the process ID. While this does not faithfully emulate the actual implementation of `getppid`, this can be an acceptable compromise to make to speed up symbolic execution, especially for WMs where the behavior of `getppid` is irrelevant.

PATE (Patches Assured up to Trace Equivalence). A relational verification [Barthe et al. 2011, 2013] tool that proves that a property about a binary’s observable behavior holds before and after a patch is applied to the binary’s code. A typical use case for PATE is verifying that security-oriented patches fix undesirable behaviors in a binary without adversely affecting other parts of the binary. First, PATE splits the original and patched binaries into *conflict-free acyclic regions* (CFARs). A CFAR is a collection of basic blocks with control flow between them, but with no backedges. PATE uses the original binary as the behavioral specification, inferring frame conditions for each CFAR. PATE then symbolically executes each CFAR in the original and patched binary, and if the patched binary fails to satisfy the frame condition inferred from the original binary, then PATE produces a summary of the conditions that lead to exhibiting different behavior.

CERRIDWEN. A tool that quantifies similarities among x86-64 binaries. The algorithm for ranking similarity largely follows the description in [David et al. 2017]. CERRIDWEN decomposes a binary into strands—that is, data-flow slices of basic blocks [David et al. 2016]—which are used as units of measurement for comparing how similar the binary is to a corpus of known binaries. The basic blocks resulting from MACAW’s code discovery are used to compute each strand, which consists of the operations that lead to the computation of a single value within a basic block.

RENOVATE. A static binary rewriting library for ELF binaries. Using RENOVATE, one can add, remove, or rewrite basic blocks in a statically linked binary without needing to execute it. The core of RENOVATE’s rewriting machinery is architecture-independent, and there exist x86-64, PowerPC, and AArch32 backends. One particular use case for RENOVATE is achieving binary diversity [Cohen 1993]—that is, randomizing the layout of basic blocks to make it more resilient to attackers.

MCTRACE. An x86-64 and PowerPC binary instrumentation tool that is heavily inspired by DTrace [Cantrill et al. 2004; Gregg and Mauro 2011], but does not require any special kernel support or recompiling the program to be traced. MCTRACE reads the same tracing specifications as DTrace (written in the D language) and leverage’s RENOVATE’s binary rewriting capabilities to insert probes into binaries. The traces that these probes generate can support a variety of different systems. For example, MCTRACE-instrumented binaries have been successfully run on bare metal using an MPC5777C PowerPC microcontroller.

SURVEYOR. A library for interactively debugging LLVM, JVM, x86-64, and PowerPC programs, using an interface inspired by `gdb` and `emacs`. Notably, SURVEYOR is a *symbolic* debugger: it supports setting breakpoints during CRUCIBLE’s symbolic execution, and it can inspect the values of arguments to a basic block, which may possibly be symbolic themselves. SURVEYOR also supports

stepping through a binary’s execution and recording a trace of symbolic events, which can be replayed later.

4 RELATED WORK

Reverse Engineering Frameworks. The closest tools to MACAW in terms of capabilities are industrial binary analysis frameworks such as Ghidra [Rohleder 2019], Binary Ninja [Vector35 2023a], Radare2 [Alvarez 2023], and IDA Pro [Eagle 2011]. Like MACAW, these frameworks handle a multitude of binary analysis tasks such as reverse engineering, disassembly, decompilation, and static analysis. Each framework also includes a native IR that abstracts some low-level architectural details—for example, Ghidra’s P-Code [Naus et al. 2023] and others [Radare2 Book 2023; Rolles 2018; Vector35 2023b].

The main difference between these tool and MACAW lies in their respective design goals. Ghidra and similar are intended for industrial-strength reverse engineering applications. MACAW is intended to be a research-oriented toolkit for rapidly building novel binary analysis tools. For the user, these binary analysis frameworks offer a polished experience which MACAW does not seek to provide. For example, Ghidra features a full, graphical IDE that allows users to visualize disassembled programs, label fields, rename variables, and more. We have experimented with different UI approaches via the SURVEYOR tool, but as exploratory tools, not fully-developed capabilities.

MACAW’s greatest strength is providing a platform to build new binary analysis tools from scratch. Frameworks such as Ghidra typically support plugins via some API, but this is usually meant for extending the existing functionality rather than building standalone applications. In this sense, MACAW occupies a different niche in the design space. Indeed, it is possible to build a custom analysis tool with MACAW and integrate its capabilities into Ghidra’s IDE.

Another difference is MACAW’s intrinsically typed IR, which encodes invariants about well-formedness at the type level. This guarantees that IR values are valid in the context of the analyses they want to perform. To our knowledge, none of the other IRs mentioned earlier employ a comparable approach to IR validity. There have been efforts to give formal semantics to P-Code, but this effort is external to the actual P-Code representation used in Ghidra [Naus et al. 2023].

Binary Lifting. REOPT is one tool in the large space of binary lifters and rewriters; see Schulte et al. [2022] for a comparison. REOPT lifts machine code to the LLVM IR, which puts it in the same category as lifters such as McSema [Dinaburg and Ruef 2014], SecondWrite [Anand et al. 2013], RevGen [Chipounov and Candea 2011], and rev.ng [Di Federico et al. 2017]. It differs primarily in the style of LLVM code that it produces. Most LLVM-based lifters map processor registers directly to LLVM variables with an explicit stack, which results in atypical LLVM code. REOPT unifies the machine code stack with the LLVM stack in an effort to produce more “human-friendly” LLVM.

Symbolic Execution of Machine Code. MACAW leverages CRUCIBLE’s support for forward symbolic execution [King 1976; Schwartz et al. 2010] to analyze the behavior of programs. Other binary analysis frameworks use symbolic execution as well, examples of which include Angr [Shoshitaishvili et al. 2016], BAP [Brumley et al. 2011], Triton [Saudel and Salwan 2015], Mayhem [Cha et al. 2012], and KLEE-Native [Vegasena and Goodman 2019]. Most of these leverage *dynamic* symbolic execution (also known as *concolic* execution), while MACAW uses *static* symbolic execution by lifting a binary to a high-level IR and analyzing it using symbolic values.

This reflects a difference in the types of problems we have typically targeted with MACAW. Other tools typically use symbolic execution in bug-finding (for which dynamic symbolic execution is well-suited) while we have often used MACAW to support exhaustive exploration or formal verification (for which static symbolic execution is necessary).

Angr is static insofar as it lifts binaries to an IR and performs additional analyses, but it is also provides dynamic analyses such as a symbolic-assisted fuzzer [Stephens et al. 2016]. This is similar to our MACAW-based tool AMBIENT-VERIFIER, but Angr uses a combination of static and dynamic symbolic execution depending on the use case. For example, Angr can directly interact with files and the operating system, whereas AMBIENT-VERIFIER can only model filesystem and OS interactions in an abstract way.

Another important distinction is that Angr often concretizes certain types of symbolic values during execution, depending on the *concretization strategy* that the user chooses. With the default concretization strategy, Angr will concretize symbolic addresses that are written to, as well as symbolic length values passed to the `read()` and `write()` system calls. This is done primarily for performance reasons, as preserving all symbolic values can often lead to VCs that are prohibitively expensive to solve for. By contrast, AMBIENT-VERIFIER (and MACAW more generally) propagates symbolic values throughout its analyses. This means that AMBIENT-VERIFIER will explore more paths by default, but perhaps at the expense of additional analysis time.

Formal Verification of Machine Code. Our MACAW-based verification tool SAW is similar to Vale [Bond et al. 2017; Bosamiya et al. 2020; Fromherz et al. 2019], a tool for writing verified x86-64 assembly code. Vale integrates with Low* [Protzenko et al. 2017] to allow verification of mixed C/x86-64 code. Vale and Low* are used in the implementation of EverCrypt [Protzenko et al. 2020], a library of verified C/x86-64 cryptography.

Unlike Vale and Low*, SAW is primarily used to verify *pre-existing* C/x86-64 code, whereas Vale and Low* are primarily meant for writing code and proofs simultaneously. Because SAW verifies x86-64 code as-is, SAW makes essential use of MACAW’s binary lifting as part of the overall verification process. Vale, on the other hand, generates x86-64 code from a verified domain-specific language, so it does not rely on binary lifting.

5 CONCLUSIONS AND NEXT STEPS

MACAW has been a keystone technology for us in developing binary analysis tools over a decade. MACAW’s core IR builds in multiple features that let us build rapidly and with confidence, while its symbolic execution capabilities have enabled a diverse range of testing and verification tools.

Our current focus is on improving MACAW’s code discovery capabilities. A common pain point is discovering the targets of calls through jump tables—by default, MACAW uses simple pattern-based heuristics. We have developed MACAW-REFINEMENT (Section 2.6.1) as a more accurate alternative. However, its reliance on SMT solving can increase discovery time in a way that is unacceptable for many applications. We are currently investigating how to limit SMT calls to only the places that the pattern-based heuristic fails. Our eventual goal is to make MACAW-REFINEMENT fast enough to be the default code discovery algorithm which would bring many more target binaries within reach.

REFERENCES

- Alfred V. Aho, Ravi Sethi, and Jeffrey D. Ullman. 1986. *Compilers: principles, techniques, and tools*. Addison-Wesley Longman Publishing Co., Inc., USA.
- Sergi Alvarez. 2023. Libre and Portable Reverse Engineering Framework. <https://www.radare.org/n/>
- Kapil Anand, Matthew Smithson, Khaled Elwazeer, Aparna Kotha, Jim Gruen, Nathan Giles, and Rajeev Barua. 2013. A Compiler-Level Intermediate Representation Based Binary Analysis and Rewriting System. In *Proceedings of the 8th ACM European Conference on Computer Systems (Prague, Czech Republic) (EuroSys '13)*. Association for Computing Machinery, New York, NY, USA, 295–308. <https://doi.org/10.1145/2465351.2465380>
- Gogul Balakrishnan and Thomas Reps. 2004. Analyzing Memory Accesses in x86 Executables. In *Compiler Construction*, Evelyn Duesterwald (Ed.). Springer Berlin Heidelberg, Berlin, Heidelberg, 5–23.

- Gilles Barthe, Juan Manuel Crespo, and César Kunz. 2011. Relational Verification Using Product Programs. In *FM 2011: Formal Methods*, Michael Butler and Wolfram Schulte (Eds.). Springer Berlin Heidelberg, Berlin, Heidelberg, 200–214. https://doi.org/10.1007/978-3-642-21437-0_17
- Gilles Barthe, Juan Manuel Crespo, and César Kunz. 2013. Beyond 2-Safety: Asymmetric Product Programs for Relational Program Verification. In *Logical Foundations of Computer Science*, Sergei Artemov and Anil Nerode (Eds.). Springer Berlin Heidelberg, Berlin, Heidelberg, 29–43. https://doi.org/10.1007/978-3-642-35722-0_3
- Barry Bond, Chris Hawblitzel, Manos Kapritsos, K. Rustan M. Leino, Jacob R. Lorch, Bryan Parno, Ashay Rane, Srinath Setty, and Laure Thompson. 2017. Vale: Verifying High-Performance Cryptographic Assembly Code. In *Proceedings of the 26th USENIX Conference on Security Symposium* (Vancouver, BC, Canada) (*SEC'17*). USENIX Association, USA, 917–934.
- Jay Bosamiya, Sydney Gibson, Yao Li, Bryan Parno, and Chris Hawblitzel. 2020. Verified Transformations and Hoare Logic: Beautiful Proofs for Ugly Assembly Language. In *Software Verification: 12th International Conference, VSTTE 2020, and 13th International Workshop, NSV 2020, Los Angeles, CA, USA, July 20–21, 2020, Revised Selected Papers* (Los Angeles, CA, USA). Springer-Verlag, Berlin, Heidelberg, 106–123. https://doi.org/10.1007/978-3-030-63618-0_7
- Brett Boston, Samuel Breese, Joey Dodds, Mike Dodds, Brian Huffman, Adam Petcher, and Andrei Stefanescu. 2021. Verified cryptographic code for everybody. In *CAV 2021*. https://doi.org/10.1007/978-3-030-81685-8_31
- David Brumley, Ivan Jager, Thanassis Avgerinos, and Edward J. Schwartz. 2011. BAP: A Binary Analysis Platform. In *Computer Aided Verification*, Ganesh Gopalakrishnan and Shaz Qadeer (Eds.). Springer Berlin Heidelberg, Berlin, Heidelberg, 463–469. https://doi.org/10.1007/978-3-642-22110-1_37
- Bryan M. Cantrill, Michael W. Shapiro, and Adam H. Leventhal. 2004. Dynamic Instrumentation of Production Systems. In *Proceedings of the Annual Conference on USENIX Annual Technical Conference* (Boston, MA) (*ATEC '04*). USENIX Association, USA, 2. <https://doi.org/10.5555/1247415.1247417>
- Sang Kil Cha, Thanassis Avgerinos, Alexandre Rebert, and David Brumley. 2012. Unleashing Mayhem on Binary Code. In *2012 IEEE Symposium on Security and Privacy*. 380–394. <https://doi.org/10.1109/SP.2012.31>
- Vitaly Chipounov and George Candea. 2011. Enabling Sophisticated Analyses of $\times 86$ Binaries with RevGen. In *Proceedings of the 2011 IEEE/IFIP 41st International Conference on Dependable Systems and Networks Workshops (DSNW '11)*. IEEE Computer Society, USA, 211–216. <https://doi.org/10.1109/DSNW.2011.5958815>
- David Thrane Christiansen, Iavor S. Diatchki, Robert Dockins, Joe Hendrix, and Tristan Ravitch. 2019. Dependently Typed Haskell in Industry (Experience Report). *Proc. ACM Program. Lang.* 3, ICFP, Article 100 (July 2019), 16 pages. <https://doi.org/10.1145/3341704>
- Andrey Chudnov, Nathan Collins, Byron Cook, Joey Dodds, Brian Huffman, Colm MacCárthaigh, Stephen Magill, Eric Mertens, Eric Mullen, Serdar Tasiran, Aaron Tomb, and Eddy Westbrook. 2018. Continuous Formal Verification of Amazon s2n. In *Computer Aided Verification*, Hana Chockler and Georg Weissenbacher (Eds.). Springer International Publishing, Cham, 430–446. https://doi.org/10.1007/978-3-319-96142-2_26
- Frederick B. Cohen. 1993. Operating System Protection through Program Evolution. *Comput. Secur.* 12, 6 (oct 1993), 565–584. [https://doi.org/10.1016/0167-4048\(93\)90054-9](https://doi.org/10.1016/0167-4048(93)90054-9)
- Yaniv David, Nimrod Partush, and Eran Yahav. 2016. Statistical Similarity of Binaries. *SIGPLAN Not.* 51, 6 (jun 2016), 266–280. <https://doi.org/10.1145/2980983.2908126>
- Yaniv David, Nimrod Partush, and Eran Yahav. 2017. Similarity of Binaries through Re-Optimization. In *Proceedings of the 38th ACM SIGPLAN Conference on Programming Language Design and Implementation* (Barcelona, Spain) (*PLDI 2017*). Association for Computing Machinery, New York, NY, USA, 79–94. <https://doi.org/10.1145/3062341.3062387>
- Alessandro Di Federico, Mathias Payer, and Giovanni Agosta. 2017. rev.ng: a unified binary analysis framework to recover CFGs and function boundaries. In *Proceedings of the 26th International Conference on Compiler Construction* (Austin, TX, USA) (*CC 2017*). Association for Computing Machinery, New York, NY, USA, 131–141. <https://doi.org/10.1145/3033019.3033028>
- Artem Dinaburg and Andrew Ruef. 2014. McSema: Static Translation of X86 Instructions to LLVM. In *ReCon 2014 Conference, Montreal, Canada*. <https://recon.cx/2014/slides/McSema.pdf>
- Robert Dockins, Adam Foltzer, Joe Hendrix, Brian Huffman, Dylan McNamee, and Aaron Tomb. 2016. Constructing Semantic Models of Programs with the Software Analysis Workbench. In *Verified Software. Theories, Tools, and Experiments*, Sandrine Blazy and Marsha Chechik (Eds.). Springer International Publishing, Cham, 56–72. https://doi.org/10.1007/978-3-319-48869-1_5
- Joey Dodds. 2020. Announcing the ‘blst’ BLS Verification Project. <https://galois.com/blog/2020/09/announcing-the-blst-bls-verification-p>
- Thomas Dullien. 2020. Weird Machines, Exploitability, and Provable Unexploitability. *IEEE Transactions on Emerging Topics in Computing* 8, 2 (2020), 391–403. <https://doi.org/10.1109/TETC.2017.2785299>
- Chris Eagle. 2011. *The IDA Pro Book: The Unofficial Guide to the World's Most Popular Disassembler*. No Starch Press, USA.
- Richard A. Eisenberg and Stephanie Weirich. 2012. Dependently Typed Programming with Singletons. *SIGPLAN Not.* 47, 12 (sep 2012), 117–130. <https://doi.org/10.1145/2430532.2364522>

- Aymeric Fromherz, Nick Giannarakis, Chris Hawblitzel, Bryan Parno, Aseem Rastogi, and Nikhil Swamy. 2019. A Verified, Efficient Embedding of a Verifiable Assembly Language. *Proc. ACM Program. Lang.* 3, POPL, Article 63 (jan 2019), 30 pages. <https://doi.org/10.1145/3290376>
- Brendan Gregg and Jim Mauro. 2011. *DTrace: Dynamic Tracing in Oracle Solaris, Mac OS X and FreeBSD* (1st ed.). Prentice Hall Press, USA. <https://doi.org/10.5555/1971960>
- Joe Hendrix, Guannan Wei, and Simon Winwood. 2019. Towards verified binary raising. In *Workshop on Instruction Set Architecture Specification (co-located with ITP 2019)*, Vol. 6.
- James C. King. 1976. Symbolic execution and program testing. *Commun. ACM* 19, 7 (jul 1976), 385–394. <https://doi.org/10.1145/360248.360252>
- John Launchbury and Simon L. Peyton Jones. 1995. State in Haskell. *Lisp Symb. Comput.* 8, 4 (dec 1995), 293–341. <https://doi.org/10.1007/BF01018827>
- JongHyup Lee, Thanassis Avgerinos, and David Brumley. 2011. TIE: Principled Reverse Engineering of Types in Binary Programs. (2 2011). <https://doi.org/10.1184/R1/6469466.v1>
- Nico Naus, Freek Verbeek, Dale Walker, and Binoy Ravindran. 2023. A Formal Semantics For P-Code. In *Verified Software. Theories, Tools and Experiments.: 14th International Conference, VSTTE 2022, Trento, Italy, October 17–18, 2022, Revised Selected Papers* (Trento, Italy). Springer-Verlag, Berlin, Heidelberg, 111–128. https://doi.org/10.1007/978-3-031-25803-9_7
- Jonathan Protzenko, Bryan Parno, Aymeric Fromherz, Chris Hawblitzel, Marina Polubelova, Karthikeyan Bhargavan, Benjamin Beurdouche, Joonwon Choi, Antoine Delignat-Lavaud, Cédric Fournet, Natalia Kulatova, Tahina Ramananandro, Aseem Rastogi, Nikhil Swamy, Christoph M. Wintersteiger, and Santiago Zanella-Beguelin. 2020. EverCrypt: A Fast, Verified, Cross-Platform Cryptographic Provider. In *2020 IEEE Symposium on Security and Privacy (SP)*. 983–1002. <https://doi.org/10.1109/SP40000.2020.00114>
- Jonathan Protzenko, Jean-Karim Zinzindohoué, Aseem Rastogi, Tahina Ramananandro, Peng Wang, Santiago Zanella-Béguelin, Antoine Delignat-Lavaud, Cătălin Hrițcu, Karthikeyan Bhargavan, Cédric Fournet, and Nikhil Swamy. 2017. Verified Low-Level Programming Embedded in F*. *Proc. ACM Program. Lang.* 1, ICFP, Article 17 (aug 2017), 29 pages. <https://doi.org/10.1145/3110261>
- Radare2 Book. 2023. ESIL. <https://book.rada.re/disassembling/esil.html>
- Alastair Reid. 2016. Trustworthy specifications of ARM® v8-A and v8-M system level architecture. In *2016 Formal Methods in Computer-Aided Design (FMCAD)*. 161–168. <https://doi.org/10.1109/FMCAD.2016.7886675>
- Roman Rohleder. 2019. Hands-On Ghidra - A Tutorial about the Software Reverse Engineering Framework. In *Proceedings of the 3rd ACM Workshop on Software Protection* (London, United Kingdom) (*SPRO'19*). Association for Computing Machinery, New York, NY, USA, 77–78. <https://doi.org/10.1145/3338503.3357725>
- Rolf Rolles. 2018. Hex-Rays Microcode API vs. Obfuscating Compiler. <https://hex-rays.com/blog/hex-rays-microcode-api-vs-obfuscating>
- Florent Sadel and Jonathan Salwan. 2015. Triton: Concolic execution framework. In *Symposium sur la sécurité des technologies de l'information et des communications (SSTIC)*.
- Tom Schrijvers, Simon Peyton Jones, Manuel Chakravarty, and Martin Sulzmann. 2008. Type Checking with Open Type Functions. In *Proceedings of the 13th ACM SIGPLAN International Conference on Functional Programming* (Victoria, BC, Canada) (*ICFP '08*). Association for Computing Machinery, New York, NY, USA, 51–62. <https://doi.org/10.1145/1411204.1411215>
- Eric Schulte, Michael D. Brown, and Vlad Folts. 2022. A Broad Comparative Evaluation of X86-64 Binary Rewriters. In *Proceedings of the 15th Workshop on Cyber Security Experimentation and Test* (Virtual, CA, USA) (*CSET '22*). Association for Computing Machinery, New York, NY, USA, 129–144. <https://doi.org/10.1145/3546096.3546112>
- Edward J. Schwartz, Thanassis Avgerinos, and David Brumley. 2010. All You Ever Wanted to Know about Dynamic Taint Analysis and Forward Symbolic Execution (but Might Have Been Afraid to Ask). In *Proceedings of the 2010 IEEE Symposium on Security and Privacy (SP '10)*. IEEE Computer Society, USA, 317–331. <https://doi.org/10.1109/SP.2010.26>
- Ryan Scott, Robert Dockins, Tristan Ravitch, and Aaron Tomb. 2021. Crux: Symbolic Execution Meets SMT-based Verification (Competition Contribution). <https://doi.org/10.5281/zenodo.6147218>
- Benjamin Selfridge. 2019. GRIFT: A richly-typed, deeply-embedded RISC-V semantics written in Haskell. In *Proc. SpISA 2019: Workshop Instr. Set Architect. Specification*.
- Yan Shoshitaishvili, Ruoyu Wang, Christopher Salls, Nick Stephens, Mario Polino, Audrey Dutcher, John Grosen, Siji Feng, Christophe Hauser, Christopher Kruegel, and Giovanni Vigna. 2016. SoK: (State of) The Art of War: Offensive Techniques in Binary Analysis. In *IEEE Symposium on Security and Privacy*.
- Venkatesh Srinivasan and Thomas Reps. 2015. Synthesis of machine code from semantics. In *Proceedings of the 36th ACM SIGPLAN Conference on Programming Language Design and Implementation*. 596–607.
- Nick Stephens, John Grosen, Christopher Salls, Andrew Dutcher, Ruoyu Wang, Jacopo Corbetta, Yan Shoshitaishvili, Christopher Kruegel, and Giovanni Vigna. 2016. Driller: Augmenting fuzzing through selective symbolic execution.. In *NDSS*, Vol. 16. 1–16.
- Vector35. 2023a. Binary Ninja. <https://binary.ninja/>

- Vector35. 2023b. Binary Ninja Intermediate Language: Overview. <https://docs.binary.ninja/dev/bnil-overview.html>
- Sai Vegasena and Peter Goodman. 2019. Binary symbolic execution with KLEE-Native. <https://blog.trailofbits.com/2019/08/30/binary-symbolic-execution-with-klee-native/>
- Brent A. Yorgey, Stephanie Weirich, Julien Cretin, Simon Peyton Jones, Dimitrios Vytiniotis, and José Pedro Magalhães. 2012. Giving Haskell a Promotion. In *Proceedings of the 8th ACM SIGPLAN Workshop on Types in Language Design and Implementation* (Philadelphia, Pennsylvania, USA) (TLDI '12). Association for Computing Machinery, New York, NY, USA, 53–66. <https://doi.org/10.1145/2103786.2103795>

A MACAW DESIGN (ADDITIONAL DETAILS)

```

data MacawType
  = -- | A bitvector
    BVType Nat
  -- | Floating-point
  | FloatType FloatInfo
  -- | A vector of types
  | VecType Nat Type

data FloatInfo
  = -- | 32-bit IEEE754
    SingleFloat
  | -- | 64-bit IEEE754
    DoubleFloat
  | ...

data MemRepr (tp :: MacawType) where
  BVMemRepr
    :: (1 <= w)
    => NatRepr w
    -> Endianness
    -> MemRepr (BVType (8*w))
  FloatMemRepr
    :: FloatInfoRepr f
    -> Endianness
    -> MemRepr (FloatType f)
  PackedVecMemRepr
    :: NatRepr n
    -> MemRepr tp
    -> MemRepr (VecType n tp)

data FloatInfoRepr (fi :: FloatInfo) where
  SingleFloatRepr ::
    FloatInfoRepr SingleFloat
  DoubleFloatRepr ::
    FloatInfoRepr DoubleFloat
  ...

```

Fig. A.1. The definition of `MacawType` in MACAW, which describes the shape of machine-code values at the type level. This type is witnessed at the value level by `MemRepr`, which can be thought of as the singleton type [Eisenberg and Weirich 2012] for `MacawType`.

B REOPT CASE STUDY (ADDITIONAL DETAILS)


```
type family ArchReg arch :: MacawType -> Type
type instance ArchReg X86_64 = X86Reg
type instance ArchReg AArch32 = ARMReg
...

type family ArchStmt arch :: MacawType -> Type
type family ArchTermStmt arch :: MacawType -> Type

type family RegAddrWidth (r :: MacawType -> Type) :: Nat
type instance RegAddrWidth X86Reg = 64
type instance RegAddrWidth ARMReg = 32
...

type ArchAddrWidth arch = RegAddrWidth (ArchReg arch)
type ArchAddrWord arch = MemWord (ArchAddrWidth arch)
type ArchMemAddr arch = MemAddr (ArchAddrWidth arch)
type ArchSegmentOff arch = MemSegmentOff (ArchAddrWidth arch)
```

Fig. A.2. Type families and synonyms related to architecture extension points.

```

data Block arch ids = Block
  { blockStmts ::
    [Stmt arch ids]
  , blockTerm ::
    TermStmt arch ids }

data TermStmt arch ids
= FetchAndExecute
  RegState
  (ArchReg arch)
  (Value arch ids)
| TranslateError
  RegState
  (ArchReg arch)
  (Value arch ids)
  Text
| ArchTermStmt
  ArchTermStmt arch
  (Value arch ids)
  RegState
  (ArchReg arch)
  (Value arch ids)

data Stmt arch ids where
  AssignStmt
    :: Assignment arch ids tp
    -> Stmt arch ids
  WriteMem
    :: ArchAddrValue arch ids
    -> MemRepr tp
    -> Value arch ids tp
    -> Stmt arch ids
  ExecArchStmt
    :: ArchStmt arch
    (Value arch ids)
    -> Stmt arch ids
  ArchState
    :: ArchMemAddr arch)
    -> RegState
    (ArchReg arch)
    (Value arch ids)
    -> Stmt arch ids
  InstructionStart
    :: ArchAddrWord arch
    -> Text
    -> Stmt arch ids
  Comment
    :: Text
    -> Stmt arch ids

```

Fig. A.3. Data types used in MACAW's intermediate language.

```

;; Original x86-64 instruction
cmpb  $0x30,0x3(%rax)      ; in AT&T syntax
cmp   BYTE PTR [rax+0x3],0x30 ; in Intel syntax

;; Translation without type inference
;; %t0 corresponds to %rax and is given type i64
%t1 = add i64 %t0, 0x3
%t2 = load i8, i8* inttoptr (i64 %t1 to i8*)
%t3 = icmp eq i8 %t2, 0x30

;; Translation with type inference
;; %t0 corresponds to %rax and is given type {{i8,i8,i8},{i8,i8}}*
%t1 = getelementptr {{i8,i8,i8},{i8,i8}},
                    {{i8,i8,i8},{i8,i8}}* %t0, i32 0, i32 1
%t2 = getelementptr {i8,i8}, {i8,i8}* %t1, i32 0, i32 0
%t3 = load i8, i8* %t2
%t4 = icmp eq i8 %t3, 0x30

```

Fig. B.1. Example of the impact of REOPT's type inference on LLVM output. `getelementptr` instructions only help LLVM's type system and have no performance impact.