
A stylized molecular structure logo consisting of a large central orange sphere with three smaller orange spheres attached to it by short red lines. The entire structure is set against a white circular background.

IUCLID 6





IUCLID 5.6 to IUCLID 6 migration

Recommendations for merging databases

Version 1.0 – 29 April 2016

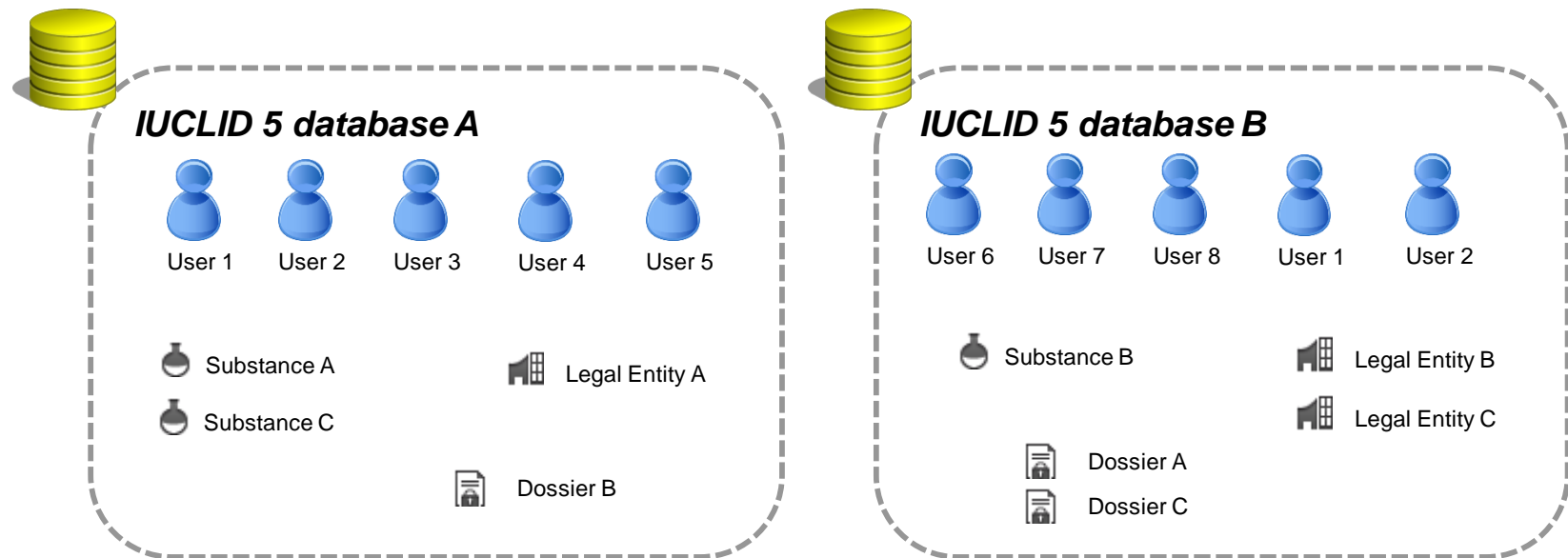


IUCLID 6 is developed by the European
Chemicals Agency in association with the OECD



Access rights in IUCLID 5

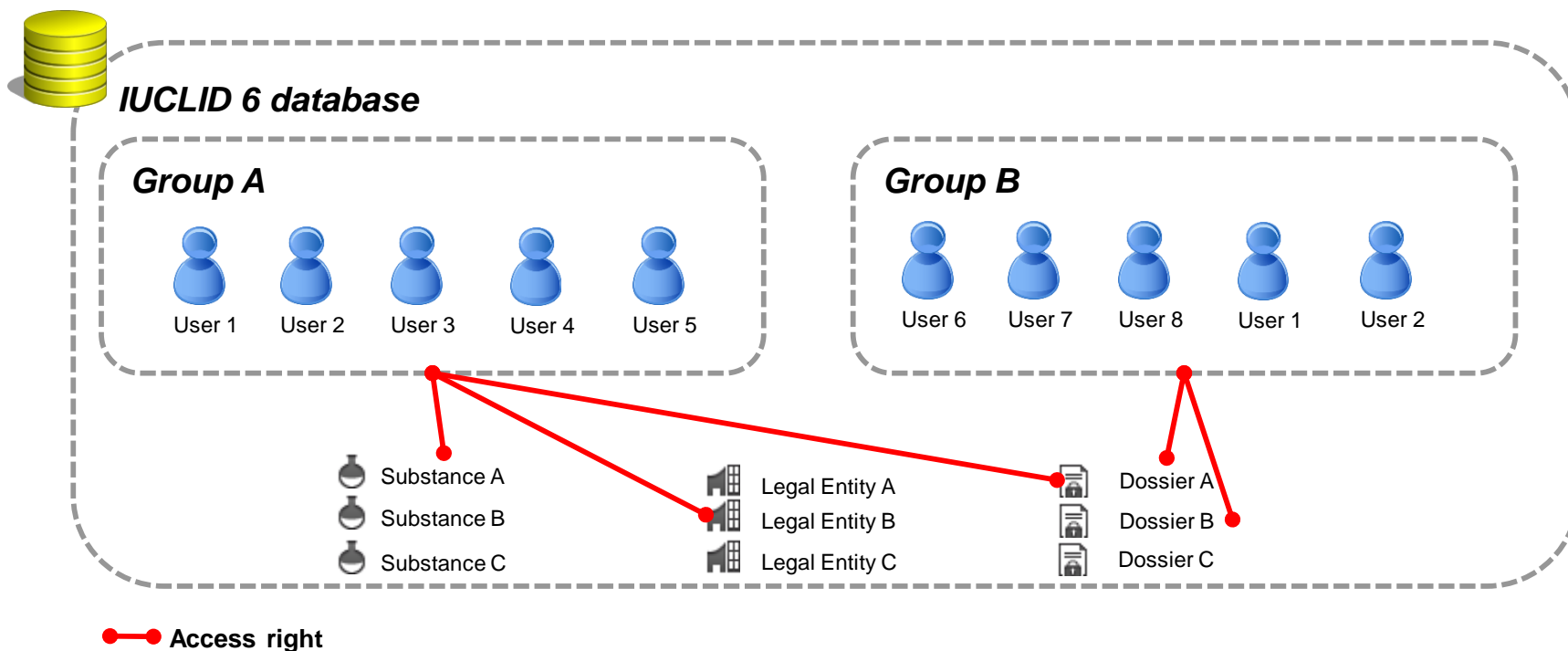
- In IUCLID 5 all the users of the same database have at least read-only access to all data
- The only option to restrict the access to IUCLID 5 data to some users is to create different IUCLID 5 databases and servers



Instance based security (IBS)

- New feature of IUCLID 6
- Allows access within IUCLID 6 to be controlled per entity (e.g. substance, mixture, dossier), per user
- Group of users can be set-up
- Entities access is managed at group level

Consult the [IUCLID 6 User Manual](#) for more information on IBS



Recommendations for merging IUCLID 5 databases into one IUCLID 6 database

- Two options are available in order to transfer data from IUCLID 5 to IUCLID 6
 - Migration using the IUCLID 5 to 6 migration tool
 - If a IUCLID 5 document already exists in IUCLID 6 it is skipped
 - The owner of a migrated document is SuperUser
 - (Bulk) Export from IUCLID 5 / (bulk) import to IUCLID 6
 - Document overwrite mode can be set to 'if newer than existing'
 - The owner of an imported document is the importer
- In IUCLID 6, with IBS activated, the assignment of a document to a group can be changed by the owner, a user with 'Access All' or a group manager assigned to a current group of the document

Scenario 1: migration from IUCLID 5 Databases A and B to IUCLID 6

- Scenario steps:
 - Initialize a IUCLID 6 database and activate IBS
 - Create groups: Group A and Group B
 - Migrate database A, containing documents A and AB (version 1), to Group A (with accessibility R/W/D)
 - Migrate database B, containing documents B and AB (version 2), to Group B (with accessibility R/W/D)
 - As SuperUser: create / modify User A: assign it to Group A and User B: assign it to Group B; assign role Full Access to both users.
 - As SuperUser: assign any common documents to Common group R/W/D (otherwise common documents would not be visible to User B as only the version available in Database A was migrated)
- This would allow:
 - User A to R/W/D document A, document AB_v1
 - User B to R/W/D document B, document AB_v1
- Pros: relatively fast
- Cons: documents (UUIDs) common to both would be taken only from Database A
- Advice: this can be used if there are no common documents or the common documents are identical

Scenario 2: migration of Database A to IUCLID 6 (followed by import of data from Database B)

- Scenario steps
 - Initialize a IUCLID 6 database and activate IBS
 - Create groups: *Group A* and *Group B*
 - Migrate *database A* to *Group A* (with accessibility R/W/D)
 - Assign common data to *Common* group (with accessibility R/W/D)
 - Export datasets from *database B* and import them to *Group B* (with accessibility R/W/D) and overwrite mode 'if newer than existing'
 - Create/Modify *User A*: assign it to *Group A* and *User B*: assign it to *Group B*. Assign role *Full Access* to both users.
 - Assign common documents to Common group R/W/D (otherwise common documents would not be visible to User B)
- This would allow
 - *User A* to R/W/D *document A*, *document AB_v2*
 - *User B* to R/W/D *document B*, *document AB_v2*
- Pros: Overwrite mode can be selected during import of Database B content
- Cons: Relatively slow (export/import)



IUCLID 6 is developed by the European Chemicals Agency in association with the OECD

