






Get
Creative





Disney iLY 4EVER


Disney's Belle Bookmarks





Disney ILY Forever

Sun Catcher Instructions



You Will Need

- Sun Catcher template
- Scissors
- Glue or tape
- Colored masking tape (included with Inspired by Rapunzel Art Set)

1

Print out sun catcher template on colored paper or cardstock.

2

Cut out and inner heart shapes on both heart templates.

3

Lay strips of colored masking tape across one heart in any direction.

4

Add glue or tape to second heart and lay it over the other heart template.

5

Trim any visible masking tape over edges.

6

Stick your suncatcher to a clean window with the sticky side to the glass.



© Disney



Disney iLy 4EVER

Sun Catcher Template

