

OFFICE OF ADMINISTRATIVE LAW

300 Capitol Mall, Suite 1250
Sacramento, CA 95814
(916) 323-6225 FAX (916) 323-6826



Kenneth J. Pogue
Director

MEMORANDUM

TO: Samuel Ferris
FROM: OAL Front Desk
DATE: May 5, 2020
RE: Return of Rulemaking Materials
OAL Matter Number 2020-0402-02
OAL Matter Type Regular (S)

OAL hereby returns the rulemaking record your agency submitted for review regarding "Fireplace and Stove Wood."

If this is an approved matter, it contains a copy of the regulation(s) stamped "ENDORSED APPROVED" by the Office of Administrative Law and "ENDORSED FILED" by the Secretary of State. The effective date of an approved regulation is specified on the Form 400 (see item B.5). **Beginning January 1, 2013**, unless an exemption applies, Government Code section 11343.4 states the effective date of an approved regulation is determined by the date the regulation is filed with the Secretary of State (see the date the Form 400 was stamped "ENDORSED FILED" by the Secretary of State) as follows:

- (1) **January 1** if the regulation or order of repeal is filed on September 1 to November 30, inclusive.
- (2) **April 1** if the regulation or order of repeal is filed on December 1 to February 29, inclusive.
- (3) **July 1** if the regulation or order of repeal is filed on March 1 to May 31, inclusive.
- (4) **October 1** if the regulation or order of repeal is filed on June 1 to August 31, inclusive.

If an exemption concerning the effective date of the regulation approved in this matter applies, then it will be specified on the Form 400. The Notice of Approval that OAL sends to the agency will include the effective date of the regulation. The history note that will appear at the end of the regulation section in the California Code of Regulations will also include the regulation's effective date. Additionally, the effective date of the regulation will be noted on OAL's web site after OAL posts the Internet Web site link to the full text of the regulation that is received from the agency. (Gov. Code, secs. 11343 and 11344.)

Please note this new requirement: Unless an exemption applies, Government Code section 11343 now requires:

1. **Section 11343(c)(1):** Within 15 days of OAL filing a state agency's regulation with the Secretary of State, the state agency is required to post the regulation on its Internet Web site in an easily marked and identifiable location. The state agency shall keep the regulation posted on its Internet Web site for at least six months from the date the regulation is filed with the Secretary of State.
2. **Section 11343(c)(2):** Within five (5) days of posting its regulation on its Internet Web site, the state agency shall send to OAL the Internet Web site link of each regulation that the agency posts on its Internet Web site pursuant to section 11343(c)(1).

OAL has established an email address for state agencies to send the Internet Web site link to for each regulation the agency posts. Please send the Internet Web site link for each regulation posted to OAL at postedregslink@oal.ca.gov.

NOTE ABOUT EXEMPTIONS. Posting and linking requirements do not apply to emergency regulations; regulations adopted by FPPC or Conflict of Interest regulations approved by FPPC; or regulations not subject to OAL/APA review. However, an exempt agency may choose to comply with these requirements, and OAL will post the information accordingly.

DO NOT DISCARD OR DESTROY THIS FILE (the following does not apply to files that have been disapproved or withdrawn)

Due to its legal significance, you are required by law to preserve this rulemaking record. Government Code section 11347.3(d) requires that this record be available to the public and to the courts for possible later review. Government Code section 11347.3(e) further provides that "...no item contained in the file shall be removed, altered, or destroyed or otherwise disposed of." See also the State Records Management Act (Government Code section 14740 et seq.) and the State Administrative Manual (SAM) section 1600 et seq. regarding retention of your records.

If you decide not to keep the rulemaking records at your agency/office or at the State Records Center, you may transmit it to the State Archives with instructions that the Secretary of State shall not remove, alter, or destroy or otherwise dispose of any item contained in the file. See Government Code section 11347.3(f).

Enclosures

REGULAR

STATE OF CALIFORNIA—OFFICE OF ADMINISTRATIVE LAW NOTICE PUBLICATION/REGULATIONS SUBMISSION

(See instructions on reverse)

For use by Secretary of State only

STD. 400 (REV. 01-2013)

OAL FILE NUMBERS	NOTICE FILE NUMBER Z-2019-1217-01	REGULATORY ACTION NUMBER 2020-0402-02	EMERGENCY NUMBER \$
------------------	---	---	-------------------------------

For use by Office of Administrative Law (OAL) only

RECEIVED DATE DEC 17 '19	PUBLICATION DATE DEC 27 '19	2020 APR -2 P 3: 08
Office of Administrative Law		OFFICE OF ADMINISTRATIVE LAW
NOTICE		REGULATIONS

ENDORSED - FILED
in the office of the Secretary of State
of the State of California

MAY 04 2020

2:31 PM

AGENCY WITH RULEMAKING AUTHORITY Department of Food and Agriculture	AGENCY FILE NUMBER (if any)
--	-----------------------------

A. PUBLICATION OF NOTICE (Complete for publication in Notice Register)

1. SUBJECT OF NOTICE Fireplace and Stove Wood	TITLE(S) 4	FIRST SECTION AFFECTED 4530	2. REQUESTED PUBLICATION DATE December 27, 2019
3. NOTICE TYPE <input checked="" type="checkbox"/> Notice re Proposed Regulatory Action <input type="checkbox"/> Other	4. AGENCY CONTACT PERSON Samuel Ferris	TELEPHONE NUMBER (916) 229-3000	FAX NUMBER (Optional) (916) 229-3055
OAL USE ONLY <input type="checkbox"/> Approved as Submitted <input type="checkbox"/> Approved as Modified <input type="checkbox"/> Disapproved/Withdrawn	ACTION ON PROPOSED NOTICE	NOTICE REGISTER NUMBER 2019 52-2	PUBLICATION DATE 12/27/2019

B. SUBMISSION OF REGULATIONS (Complete when submitting regulations)

1a. SUBJECT OF REGULATION(S) Fireplace and Stove Wood	1b. ALL PREVIOUS RELATED OAL REGULATORY ACTION NUMBER(S)
---	--

2. SPECIFY CALIFORNIA CODE OF REGULATIONS TITLE(S) AND SECTION(S) (Including title 26, if toxics related)
SECTION(S) AFFECTED (List all section number(s) individually. Attach additional sheet if needed.)
ADOPT
AMEND 4530, 4531, 4532,
REPEAL 4533, 4534, 4535, 4535.1, 4535.2, 4535.3, 4536, 4536.1, 4536.2
TITLE(S) 4

3. TYPE OF FILING			
<input checked="" type="checkbox"/> Regular Rulemaking (Gov. Code § 11346)	<input type="checkbox"/> Certificate of Compliance: The agency officer named below certifies that this agency complied with the provisions of Gov. Code §§ 11346.2-11347.3 either before the emergency regulation was adopted or within the time period required by statute.	<input type="checkbox"/> Emergency Readopt (Gov. Code, § 11346.1(h))	<input type="checkbox"/> Changes Without Regulatory Effect (Cal. Code Regs., title 1, § 100)
<input type="checkbox"/> Resubmittal of disapproved or withdrawn nonemergency filing (Gov. Code § 11349.3, 11349.4)	<input type="checkbox"/> Resubmittal of disapproved or withdrawn emergency filing (Gov. Code, § 11346.1)	<input type="checkbox"/> File & Print	<input type="checkbox"/> Print Only
<input type="checkbox"/> Emergency (Gov. Code, § 11346.1(b))	<input type="checkbox"/> Other (Specify)		

4. ALL BEGINNING AND ENDING DATES OF AVAILABILITY OF MODIFIED REGULATIONS AND/OR MATERIAL ADDED TO THE RULEMAKING FILE (Cal. Code Regs. title 1, § 44 and Gov. Code § 11347.1) N/A
--

5. EFFECTIVE DATE OF CHANGES (Gov. Code, §§ 11343.4, 11346.1(d); Cal. Code Regs., title 1, § 100)			
<input checked="" type="checkbox"/> Effective January 1, April 1, July 1, or October 1 (Gov. Code § 11343.4(a))	<input type="checkbox"/> Effective on filing with Secretary of State	<input type="checkbox"/> § 100 Changes Without Regulatory Effect	<input type="checkbox"/> Effective other (Specify)

6. CHECK IF THESE REGULATIONS REQUIRE NOTICE TO, OR REVIEW, CONSULTATION, APPROVAL OR CONCURRENCE BY, ANOTHER AGENCY OR ENTITY		
<input type="checkbox"/> Department of Finance (Form STD. 399) (SAM § 6660)	<input type="checkbox"/> Fair Political Practices Commission	<input type="checkbox"/> State Fire Marshal
<input type="checkbox"/> Other (Specify)		

7. CONTACT PERSON Samuel Ferris	TELEPHONE NUMBER (916) 229-3000	FAX NUMBER (Optional) (916) 229-3055	E-MAIL ADDRESS (Optional) sam.ferris@cdfa.ca.gov
------------------------------------	------------------------------------	---	---

8. I certify that the attached copy of the regulation(s) is a true and correct copy of the regulation(s) identified on this form, that the information specified on this form is true and correct, and that I am the head of the agency taking this action, or a designee of the head of the agency, and am authorized to make this certification.

SIGNATURE OF AGENCY HEAD OR DESIGNEE Kevin Masuhara	DATE 4/1/2020
TYPED NAME AND TITLE OF SIGNATORY Kevin Masuhara, Deputy Secretary	

For use by Office of Administrative Law and the Secretary of State

ENDORSED APPROVED

MAY 04 2020

Office of Administrative Law

CALIFORNIA DEPARTMENT OF FOOD AND AGRICULTURE
Fireplace and Stove Wood
CCR Title 4, §§ 4530 - 4536.2

FINAL TEXT OF THE REGULATION

Proposed additions to original text are single underlined,
and proposed deletions are ~~single strikethrough~~.

Article 3. ~~Wood for Fuel Purposes~~ Fireplace and Stove Wood

§ 4530. ~~Definitions. Method of Sale.~~

~~The following definitions apply to this article only and do not affect the provisions of any other section, article, or chapter. Nothing in this article shall be deemed to apply to charcoal sold for fuel purposes.~~

~~(a) Bulk Firewood. All firewood which is not packaged and all packaged firewood of quantities greater than four cubic feet.~~

~~(b) Cord. The cord is the standard measure for bulk firewood, and shall contain 128 cubic feet of wood, ranked and well-stowed.~~

~~(c) Firewood. "Firewood" has the same meaning as "wood for fuel purposes".~~

~~(d) Kindling. Small pieces of wood that are readily ignited and primarily used in starting a fire.~~

~~(e) Manufactured Products. Compressed or non-compressed products for fuel purposes made from, but not limited to, sawdust, treated or untreated chips or chunks, cut or split wood.~~

~~(f) Other Terms. The use of the terms "face cord," "rack," "rick," "tier," "pile," or "truck-load," or any other term describing a unit of measure different than those specified in this article shall be prohibited.~~

~~(g) Ranked and Well-stowed. Wood placed in a row or rows, with individual pieces touching and parallel to each other and stacked in a compact manner minimizing spaces between pieces.~~

~~(h) Sell. "Sell" has the same meaning as defined in Business and Professions Code section 12009.~~

~~(i) Wood for Fuel Purposes. Any kindling, logs, boards, timbers, slab wood, mill wood, manufactured products, cut timber, or other wood, split or not split, used for or intended to be used for campfires, or for heating in fireplaces or stoves, or for cooking.~~

The method of sale of fireplace and stove wood shall conform to the requirements published in the 2019 edition of National Institute of Standards and Technology (NIST) Handbook 130, *Uniform Laws and Regulations in the Areas of Legal Metrology and Fuel Quality*, "IV. Uniform Regulations, Section B. Uniform Regulation for the Method of Sale

of Commodities, Section 2. Non-Food Products, Section 2.4. Fireplace and Stove Wood.,” inclusive, and are herein adopted and incorporated by reference with the additional requirements in this article.

Note: Authority cited: Sections 12024.11, 12027 and 12107.1, Business and Professions Code. Reference: Sections 12024.11 and 12107.1, Business and Professions Code.

§ 4531. Method of Sale. Additional Requirements for Kindling.

~~Wood, for fuel purposes, shall be sold or offered for sale by cord measure, fraction of the cord, or percentage of the cord, excepting as hereinafter provided.~~

~~(a) Wood for fuel purposes, other than manufactured products, when sold in quantities less than one-eighth cord, shall be sold by the cubic foot or fraction of the cubic foot.~~

~~(b) Manufactured products for fuel purposes shall be sold as follows:~~

~~(1) Compressed products having any dimension greater than six inches shall be sold by weight and count.~~

~~(2) Compressed products not greater than six inches in any dimension shall be sold by weight.~~

~~(3) Non-compressed products not greater than six inches in any dimension shall be sold by the cubic foot or fraction of the cubic foot.~~

Whenever kindling is included as part of the represented quantity of packaged or non-packaged fireplace or stove wood and is ten percent or more by volume of the represented quantity, the percentage of kindling, within five percent by volume, shall be stated on the label or delivery ticket or sales invoice.

Note: Authority cited: Sections 12024.11, 12027, and 12107.1, Business and Professions Code. Reference: Sections 12024.11, 12107.1 and 12609, Business and Professions Code.

§ 4532. Invoice. Volumetric Sampling and Test Procedures.

~~A sales invoice or delivery ticket shall be presented by the seller to the purchaser whenever any non-packaged wood for fuel purposes is sold. The sales invoice or delivery ticket shall contain at least the name and address of the seller, the date purchased or delivered, the quantity purchased, and the price of the quantity purchased. In accordance with section 4600 of this division, the Department establishes the volumetric sampling and test procedures for determining net contents of packaged and stacked firewood to be those published in the current edition of National Institute of Standards and Technology (NIST) Handbook 133, *Checking the Net Contents of Packaged Goods*, “Chapter 3. Test Procedures – For Packages Labeled by Volume, Section 3.14. Firewood – Volumetric Test Procedure for Packaged Firewood with a Labeled Volume of 113 L (Liters) [4 ft³ (Cubic Feet)] or Less and Stacked Firewood Sold by the Cord or Fractions of a Cord.” inclusive, and are therein adopted and incorporated by reference.~~

~~Note: Authority cited: Sections 12024.11, 12027 and 12107.1, Business and Professions Code. Reference: Sections 12024.11 and 12107.1, Business and Professions Code.~~

Note: Authority cited: Sections 12024.11, 12027, 12107.1, and 12211, Business and Professions Code. Reference: Sections 12107.1, 12211, and 12609, Business and Professions Code.

~~§ 4533. Kindling. [Repealed]~~

~~Whenever kindling is included as part of the represented quantity and is ten percent or more by volume of the represented quantity, the percentage of kindling, within five percent by volume, shall be stated on the label or sales invoice or delivery ticket.~~

~~Note: Authority cited: Sections 12024.11, 12027 and 12107.1, Business and Professions Code. Reference: Sections 12024.11 and 12107.1, Business and Professions Code.~~

~~§ 4534. Identity. [Repealed]~~

~~Whenever there is a representation as to the species, species-group of origin, or the type of wood, the representation or statement of identity shall be consistent with one of the following:~~

~~(a) If a common name is stated, all wood shall be of that species (e.g. White Oak, Jeffery Pine, Grand Fir, etc.).~~

~~(b) If a group is stated, all wood shall be of that same group of origin (e.g. oak, pine, fir, etc.).~~

~~(c) If either hardwood or softwood is stated, all wood must be of that type and the common name or group of origin for any wood present must be stated. If there is a mixture of types (hardwood and softwood), the percentage of each, within 10% by volume of each, shall be stated. The volume of each shall be determined as per the volumetric test procedures set forth below.~~

~~Note: Authority cited: Sections 12024.11, 12027 and 12107.1, Business and Professions Code. Reference: Sections 12024.11 and 12107.1, Business and Professions Code.~~

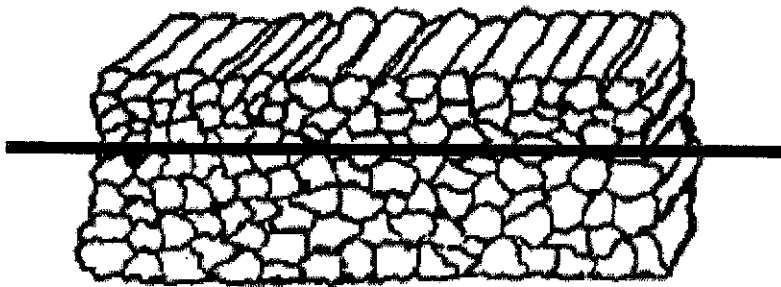
~~§ 4535. Volumetric Test Procedure for Bulk Firewood. [Repealed]~~

~~§ 4535.1. Stacking: [Repealed]~~

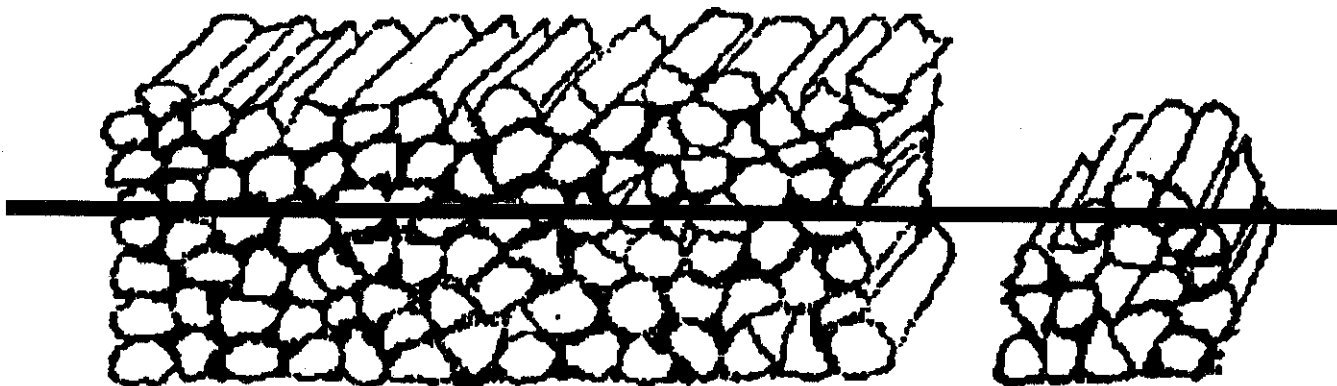
~~(a) Firewood shall be measured when raked and well-stowed, and stacked in a geometrical shape that will facilitate volume calculations (i.e., rectangular, triangular or combination of the two). The stack may need some adjustment to meet these requirements. (See Figure 1.)~~

~~Note: If the wood is stacked in multiple rows, the measurements of the individual rows are used to determine the volume of the total stack.~~

Figure 1. Cord of 128 cubic feet ranked and well-stowed.



Same cord of 128 cubic feet that is not ranked and well-stowed. Shows overage!



Note: Authority cited: Sections 12024.11, 12027 and 12107.1, Business and Professions Code. Reference: Sections 12024.11 and 12107.1, Business and Professions Code.

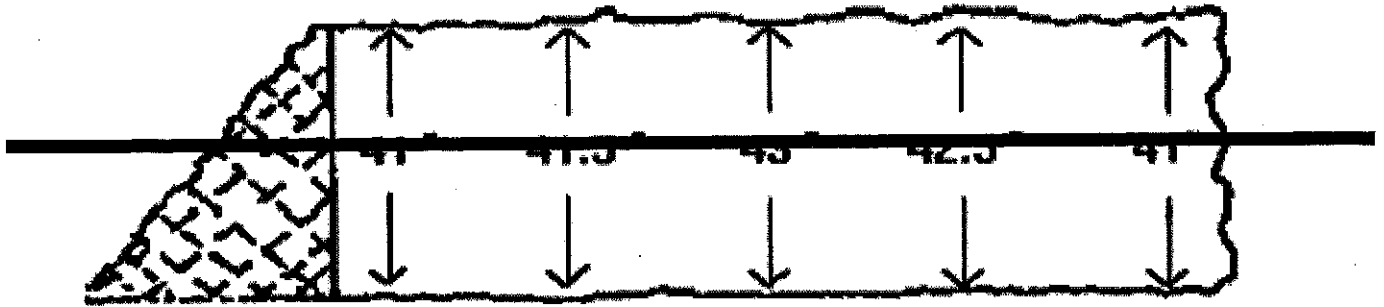
§ 4535.2. Measuring: [Repealed]

Note: A calibrated linear measure shall be used. All measurements shall be taken in increments no greater than 1/8 inch and rounded up. More measurements than specified may be taken.

(a) Measurement of the rectangular portion of a stack.

- (1) Average height determination of a rectangular stack: Starting at one end of the stack, measure the height of the stack, on both sides, at approximately 2 foot intervals, along the length of the stack, or at four proportionately equal intervals if the stack is less than 6 feet long. (Minimum of 4 measurements on each side shall be taken.) Calculate the average height. (See Figure 2.)


Figure 2. Height of Stack.



$$\text{Average Height} = (41" + 41.5" + 43" + 42.5" + 41") \div 5 = 41.8 \text{ inches}$$

- (2) Average length of a rectangular stack determination: Starting at the base, measure the length of the stack at approximate 1-foot intervals up to the top, or at four proportionately equal intervals if the stack is less than 3 feet high. (Minimum of 4 measurements shall be taken.) Calculate the average length. (See Figure 3.)

Figure 3. Length of Stack.




$$\text{Average Length} = (106.5" + 109" + 107.5" + 105") \div 4 = 107 \text{ inches}$$

- (3) Average width of stack determination: This dimension is calculated by averaging the length of individual pieces of wood. A representative random sample of the individual pieces shall be selected. If a triangular stack is combined with a rectangular stack, the sample shall be selected randomly from the entire stack. The minimum size of the sample shall be as shown in the following table.

<i>Amount Represented</i>	<i>Number of Pieces</i>
1/2 cord and less	12
More than 1/2 cord to 1 cord	24
Over 1 cord to 1 1/2 cords	36
Over 1 1/2 cords to 2 cords	48
Over 2 cords	48 plus 12 for each 1/2 cord or fraction thereof

Measure the length of the pieces, measuring from center-to-center, as shown in Figure 4. Calculate the average length.

Figure 4. Length of Angle-Cut Log.

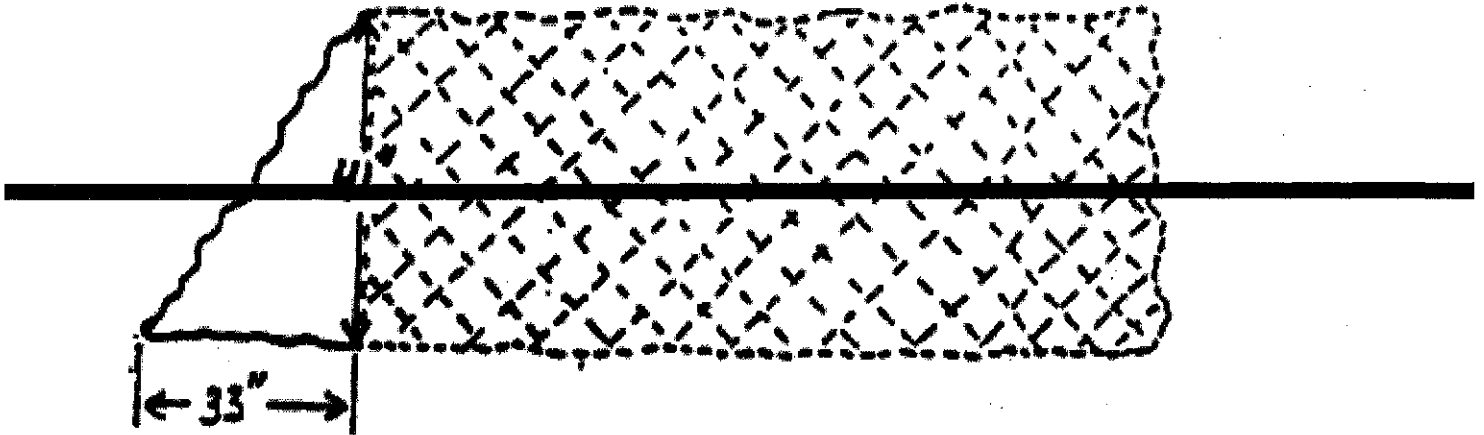


$$\text{Average Length} = (18'' + 18.25'' + 19'' + 17.75'' + 18.5'' + 18'') \div 6 = 18.25 \text{ inches}$$

(b) Measurement of the triangular portion of a stack:

(1) Measure the height and the base of the triangular portion. (See Figure 5.)

Figure 5. Triangular Measurements.



(2) Average width of the stack is as previously calculated in Section 4535.2.(a)(3).

Note: Authority cited: Sections 12024.11, 12027 and 12107.1, Business and Professions Code. Reference: Sections 12024.11 and 12107.1, Business and Professions Code.

§ 4535.3. Calculate the ~~volume~~Volume: [Repealed]

- (a) ~~Volume of the rectangular portion = average height of the stack x average length of the stack x average width of the stack. (Example: 41.8 " x 107 " x 18.25 " = 81,624.95 cubic inches.)~~
- (b) ~~Volume of the triangular portion = height x base length x average width of the stack divided by 2. (Example: 41 " x 33 " x 18.25 " P 2 = 12,346.125 cubic inches.)~~
- (c) ~~Volume of the combined portions = volume of the rectangular portion + volume of triangular portion. (Example: 81,624.95 cu in + 12,346.125 cu in = 93,971.075 cubic inches.)~~
Note: ~~For stacks with multiple rows, the volume of the total stack is the sum of the volumes of the individual rows.~~
- (d) ~~Volume of stack in cords = volume of stack in cubic inches divided by 221.184 cubic inches per cord. (Example: 93,971.075 cu. in. P 221,184 cu. in. per cord = 0.42 cords.)~~
- (e) ~~Percentage of the cord = decimal fraction of the cord times 100. (Example: 0.42 cords x 100 = 42% [Percent].)~~

TABLE OF EQUIVALENTS			
1 cubic foot = 1,728 cubic inches			
1 cord = 128 cubic feet = 221,184 cubic inches			
Common Fractions		Decimal Fractions	Percentages
1/8	=	.125	= 12.5%
1/4	=	.25	= 25%
3/8	=	.375	= 37.5%
1/2	=	.5	= 50%
5/8	=	.625	= 62.5%
3/4	=	.75	= 75%
7/8	=	.875	= 87.5%

Note: Authority cited: Sections 12024.11, 12027 and 12107.1, Business and Professions Code. Reference: Sections 12024.11 and 12107.1, Business and Professions Code.

§ 4536. Volumetric Test Procedure for Packaged Firewood With a Labeled Net Content of Four Cubic Feet or Less. [Repealed]

Note: A calibrated linear measure shall be used. All measurements shall be taken in increments no greater than 1/8 inch and rounded up, except as noted in 4536.1(a).

Unless otherwise indicated, all measurements are to be taken without rearranging the wood or removing it from the package.

If the layers of wood are cross-hatched or not ranked in discrete sections in the package, the wood shall be removed from the package and measured according to the procedures prescribed in Sections 4535.1 through 4535.3 of this regulation.

Lot compliance shall be determined using the sampling procedures in Chapter 11 of this Division, except that the maximum allowable variations for individual packages labeled by volume shall not be applied to packaged firewood.

Note: Authority cited: Sections 12024.11, 12027 and 12107.1, Business and Professions Code. Reference: Sections 12024.11 and 12107.1, Business and Professions Code; and California Hotwood, Inc. v. Henry Voss, et al. (Super. Ct. San Joaquin County, 1991, No. 234613).

§ 4536.1. Boxed Firewood. [Repealed]

- (a) Average height determination of wood within the box: Open the box and measure the internal height of the box (h). Take three measurements (d) along each end of the stack by measuring from the bottom of a straight edge placed across the top of the box to the highest point on the two outermost top pieces of wood and the center-most top piece of wood rounding measurements down to the nearest 1/8 inch. However, if there are obviously pieces missing out of the top layer of

wood, additional height measurements shall be taken at the highest point of the uppermost pieces of wood located at the midpoints between the three measurements on each end of the stack. (See Figure 6.) The average height of the stack is calculated by averaging these measurements and subtracting from the internal height of the box.

Figure 6.



Calculate the average height of stack.

$$\text{Average Height of Stack} = h - [(d^1 + d^2 + d^3 + d^4 + d^5 + d^6) / 6]$$

(b) Average width of the wood within the box: Determine the width of the stack of wood at three places along the top of the stack. These measurements shall be taken on both ends and in the middle of the box, measuring the inside distance from one side of the box to the other, perpendicular to the long axis of the wood. (See Figure 7.)

Figure 7.




Calculate the average width.

$$\text{Average Width} = (W^1 + W^2 + W^3) / 3$$

(c) Average length of the pieces of wood: Remove the wood from the box and select the five pieces with the greatest girth. Measure the length of the five pieces, measuring from center to center, as shown in Figure 8.

Figure 8.



Calculate the average length of the five pieces.


$$\text{Average Length} = (L^1 + L^2 + L^3 + L^4 + L^5) / 5$$

(d) Calculate the volume of the wood within the box.

Volume of Wood	Average Height	Average Width	Average Length
(In cu ft)	= (In inches)	X (In inches)	X (In inches)
			/1728 In ³ /ft ³

(e) For boxes of wood which are packed with the wood ranked in two discrete sections, which are perpendicular to each other, calculate the volume of wood in the box by determining the average height, width, and length as in (a), (b), and (c) above for each discrete section and totaling the calculated volumes of the two sections. Except that the width measurement for V₂ shall be taken from the inside edge of the box adjacent to V₂ to the plane separating V₁ and V₂. (See Figure 9.)

Figure 9.



$$\text{TOTAL VOLUME} = V_1 + V_2$$

Note: Authority cited: Sections 12024.11, 12027 and 12107.1, Business and Professions Code. Reference: Sections 12024.11 and 12107.1, Business and Professions Code.

Professions Code; and California Hotwood, Inc. v. Henry Voss, et al. (Super. Ct. San Joaquin County, 1991, No. 234613).

§ 4536.2. Bundles and Bags of Firewood. [Repealed]

~~(a) Average area of ends: Secure a strap around each end of the bundle or bag of wood to prevent movement during testing and to provide a definite perimeter. Set one end of the bundle or bag on tracing paper large enough to cover the end completely. Draw a line around the perimeter of the bundle or bag on the tracing paper. Transfer the tracing paper to a template graduated in square inches. Count the number of square inches enclosed within the perimeter line (portions of square inches not completely within the perimeter line shall be estimated to the nearest one quarter square inch). Repeat this process on the opposite end of the bundle or box.~~

~~Calculate the average area.~~

~~Average Area = (Area #1 + Area #2) / 2~~

~~Note: Two thin straps, one inch to two inches wide, with connecting buckles, and long enough to easily encircle the bundle or bag, should be used to secure the wood.~~

~~(b) Average length of the pieces of wood: Select the five pieces with the greatest girth. Measure the length of the pieces as shown in Figure 8 for boxed wood. Calculate the average length of the pieces of wood.~~

~~Average Length = (L¹ + L² + L³ + L⁴ + L⁵) / 5~~

~~(c) Calculate the volume of the wood:~~

Volume of Wood (In cu ft)	=	Average Area (In Inches)	X	Average Length (In Inches) / 1728 In³/ft³
--	--------------	---	--------------	--

Note: Authority cited: Sections 12024.11, 12027 and 12107.1, Business and Professions Code. Reference: Sections 12024.11 and 12107.1, Business and Professions Code; and California Hotwood, Inc. v. Henry Voss, et al. (Super. Ct. San Joaquin County, 1991, No. 234613).